



English

Pupil's Book

GRADE

9

Educational Publications Department

Digitized by Noolaham Foundation.
noolaham.org | aavanaham.org

ENGLISH

Pupil's Book

Grade 9

Educational Publications Department



To obtain electronic textbooks, visit
www.edupub.gov.lk

First Print - 2017

Second Print - 2018

All Rights Reserved

Published by : The Educational Publications Department

Printed by : RS. Printek (Pvt) Ltd.

No.765/2, Waduwegama Road, Malwana.

The National Anthem of Sri Lanka

Sri Lanka Matha

Apa Sri Lanka Namō Namō Namō Namō Matha

Sundara siri barinee, surendi athi sobamana Lanka

Dhanya dhanaya neka mal palaturu piri jaya bhoomiya ramya

Apa hata sepa siri setha sadana jeewanaye matha

Piliganu mena apa bhakthi pooja Namō Namō Matha

Apa Sri Lanka Namō Namō Namō Namō Matha

Oba we apa vidya

Obamaya apa sathya

Oba we apa shakthi

Apa hada thula bhakthi

Oba apa aloke

Apaga anuprane

Oba apa jeevana we

Apa mukthiya oba we

Nava jeevana demine, nithina apa pubudukaran matha

Gnana veerya vadawamina regena yanu mana jaya bhoomi kara

Eka mavakage daru kela bevina

Yamu yamu vee nopama

Prema vada sema bheda durerada

Namō, Namō Matha

Apa Sri Lanka Namō Namō Namō Namō Matha

நிலைகூடிய லேகித் ரசயேத் தே போத	லீதீ
கியலா உயித் துணு குணு உலீ கர	கநிதீ
மகே ருடு வெதுவெத் ம டீ சமீபத்	ரகிதீ
தே போத உத வசரே வெத கெதகூடு	பூதீ

அரசின் வெருமதியாய் நூலிதனைப்	பெற்றேன்
அறிவு பெருகிடவே நூலிதனைக்	கற்பேன்
தாய் நாட்டின் வளமெனவும் நூலிதனைக்	காப்பேன்
பல மாணவரும் பயின்றிடவே நூலிதையே	அளிப்பேன்

From the government, I received this as a gift
 I'll read it, light up my knowledge and practise thrift
 On my country's own behalf, I'll protect the national resources
 And offer this book to another one as a fresh garland of roses



Being innovative, changing with right knowledge
Be a light to the country as well as to the world.

Message from the Hon. Minister of Education

The past two decades have been significant in the world history due to changes that took place in technology. The present students face a lot of new challenges along with the rapid development of Information Technology, communication and other related fields. The manner of career opportunities are liable to change specifically in the near future. In such an environment, with a new technological and intellectual society, thousands of innovative career opportunities would be created. To win those challenges, it is the responsibility of the Sri Lankan government and myself, as the Minister of Education, to empower you all.

This book is a product of free education. Your aim must be to use this book properly and acquire the necessary knowledge out of it. The government in turn is able to provide free textbooks to you, as a result of the commitment and labour of your parents and elders.

Since we have understood that the education is crucial in deciding the future of a country, the government has taken steps to change curriculum to suit the rapid changes of the technological world. Hence, you have to dedicate yourselves to become productive citizens. I believe that the knowledge this book provides will suffice your aim.

It is your duty to give a proper value to the money spent by the government on your education. Also you should understand that education determines your future. Make sure that you reach the optimum social stratum through education.

I congratulate you to enjoy the benefits of free education and bloom as an honoured citizen who takes the name of Sri Lanka to the world.

Akila Viraj Kariyawasam
Minister of Education

Foreword

At present, educational aims are becoming more complex along with economic, social, cultural and technological development in the world. Furthermore, the learning and teaching process is constantly being modernized due to human experiences, technological changes, psychological researches and new indices in education. However, the textbook should be produced by including subject - related content in accordance with the aims of the syllabus while enabling to conduct the teaching process to provide learning experiences that suit to the needs of the students. The textbook is not only a learning tool, but it is a blessing to gain a quality education by way of learning experiences, developing aptitudes, attitudes and behavioural skills.

I sincerely hope that this textbook will assist you to gain experience to become a good citizen who has a total personality and who will serve the country.

I would like to bestow my sincere thanks on the members of the writing, editing and evaluation panels as well as on the staff of the Educational Publications Department for their contribution in producing this textbook.

W.D. Padmini Nalika

Commissioner General of Educational Publications,
Educational Publications Department,
Isurupaya,
Battaramulla.
07.05.2018

A Word to the Teacher.....

The Boards of Writers and Editors are honoured to be a part of this national endeavour to write and edit the Grade 09 English textbook and workbook for the students of this country. The textbook is designed to help the students to learn and use language in different situations locally and internationally. The book also contains additional information for the teachers in the form of competency levels and the corresponding activities with the hope of making the task of teaching easier. Furthermore, the book is designed to accommodate the different and varying proficiency levels of the students with the hope of addressing the needs of the larger student population of this country. In addition, the lessons are chronologically sequenced to avoid any confusion that may arise in the teaching process.

It is recommended that this book be used as a guide to the teachers and the students on the expected national standards, and teachers are encouraged to use supplementary material as much as possible in the classroom. We thank all those who worked with us and hope that we will be able to make a difference in the lives of our students who are keen and enthusiastic to learn English.

Board of Writers

Board of Editors

Monitoring and Supervision

- **Mrs. W. D. Padmini Nalika**
Commissioner General of Educational
Publications
Educational Publications Department

Direction

- **Mrs. W.A Nirmala Piyaseeli**
Commissioner (Development)
Educational Publications Department

Co-ordination

- **Mr. Ranjith Iluppitiya**
Deputy Commissioner
Educational Publications Department
- **Mrs. W. Indumini Darshika**
Assistant Commissioner
Educational Publications Department

Panel of Editors

1. Ms. Dilini Chamali Walisundara

- Senior Lecturer
Department of English
University of Sri Jayawardenepura

2. Mrs. Bimba Maheshi Weerasuriya

- Director of Education
(English and Foreign Languages)
Ministry of Education

3. Mr. W.M. Gamini Gunathilake

- Senior Lecturer
Wayamba National College of
Education, Bingiriya

4. Mr. Ranjith Iluppitiya

- Deputy Commissioner
Educational Publications Department

Panel of Writers

1. Mrs. R.W.P.L.K. Rambukwella - Teacher
WP/Pili/ Moratumulla Lankasabha
Vidyalaya
Moratuwa
2. Ms. Esala Erangi Malawithanthri - Master Trainer
Kalutara Zonal Education Office
3. Ms. H. M. Ganga Damayanthi Herath - Master Trainer
Teacher Centre
Nikaweratiya
4. Mrs. H. A. Biyantha Kumari Wijepala - Teacher
Gurukula College
Kelaniya
5. Mr. Anura Dhammika Edirimanne - Teacher
St. John's College
Nugegoda

Language Editing

- Mr. R.M.D. Rohan - Lecturer
Pasdunrata National College of
Education

Proof Reading

- Mr. Jayalath Wickramasinghe - Teacher
Eheliyagoda National College

Illustration

- Mr. A.W. Kithsiri Arambawatta - In - Service - Adviser
KG/Dehi/Muhandiram Vidyalaya
Deraniyagala

Computer Designing & Formatting

- Mrs. D.M. Jayani Nisansala Dissanayaka - IT Unit
Educational Publications Department

Cover Design

- Mrs. D.M. Jayani Nisansala Dissanayaka - IT Unit
Educational Publications Department

CONTENTS

Unit	Page
01 - EVERYBODY IS GOOD AT SOMETHING	01
02 - MAY I HELP YOU?	09
03 - MEETING	19
04 - EXTINCT FRIENDS	29
05 - A SECOND CHANCE CALLED TOMORROW	44
06 - ART	60
07 - WHERE WE ARE....	72
08 - SUCCESS THROUGH CREATIVITY	84
09 - THE GREATEST WEALTH	91
10 - BE HAPPY, BE BRIGHT, BE YOU!	107

Competency Levels to Be Covered in Grade Nine

(For more details, please read the syllabus and the Teacher Instruction Manual)

- 1. Identifies the sounds of English Language**
 - 1.1 - Pronounces English words properly
 - 1.2 - Reads aloud different types of texts accurately and meaningfully
 - 1.3 - Pronounces English words and phrases properly
- 2. Uses Mechanics of Writing with Understanding**
 - 2.6 - Uses commas with understanding
- 3. Engages in active listening and responds appropriately**
 - 3.3 - Listens to a simple text for specific information
 - 3.4 - Listens and transfers information to other forms
 - 3.5 - Identifies different information patterns and uses of word stress
- 4. Building up vocabulary using words appropriately and accurately to convey precise meaning**
 - 4.3 - Finds synonyms and antonyms for given words
 - 4.4 - Uses affixes to change the word class and the meaning of words
 - 4.5 - Forms the plurals of nouns
 - 4.7 - Uses nouns, verbs, adjectives and adverbs appropriately
 - 4.8 - Uses collective nouns and compound nouns properly
- 5. Extracts necessary information from various types of texts**
 - 5.1 - Uses visual clues to derive the meaning of texts
 - 5.2 - Extracts specific information from various types of simple texts
 - 5.3 - Transfers information into other forms
 - 5.4 - Reads and responds to simple poems
 - 5.5 - Reads and responds to simple folk tales
 - 5.6 - Extracts the general ideas of a text
 - 5.7 - Infers ellipted information
 - 5.8 - Infers implied information
 - 5.9 - Recognizes the organization of a text
- 6. Uses English grammar for the purpose of accurate and effective communication**
 - 6.1 - Construct simple sentences
 - 6.2 - Uses pronouns appropriately
 - 6.6 - Uses adjectives properly
 - 6.7 - Uses prepositions appropriately
 - 6.8 - Uses conjunctions appropriately
 - 6.9 - Uses adverbs appropriately
 - 6.10 - Uses the conditional clauses appropriately
 - 6.11 - Uses reported speech accurately

7. Uses English creatively and innovatively in written communication

7.1 - Writes descriptions of people, animals, places and things

7.2 - Describes pictures

7.3 - Writes for personal purposes

7.4 - Writes instructions

7.5 - Writes simple compositions on different types of texts

7.6 - Writes poems and stories

7.7 - Writes for official purposes

8. Communicates clearly, fluently and concisely

8.3 – Describes people, animals and objects using simple sentence patterns

8.4 – Speaks on familiar topics

8.8 – Describes the position of things accurately

8.9 – Describes pictures

8.11 – Describes past events and actions properly

8.12 – Uses question words to get information

8.13 – Uses language in a variety of contexts

8.14 – Describes future events

8.15 – Engages in telephone conversations

Competency	No. of Competency Levels
1	1.1, 1.2, 1.3
2	2.4, 2.6
3	3.3, 3.4, 3.5
4	4.3, 4.4, 4.5, 4.7, 4.8
5	5.1, 5.2, 5.3, 5.4, 5.5, 5.6, 5.7, 5.8, 5.9
6	6.1, 6.2, 6.6, 6.7, 6.8, 6.9, 6.10, 6.11
7	7.1, 7.2, 7.3, 7.4, 7.5, 7.6, 7.7
8	8.3, 8.4, 8.8, 8.9, 8.11, 8.12, 8.13, 8.14, 8.15

The Book at a Glance

Unit	Competency Level	Lesson/Activity
1 Everybody is Good at Something	1.1, 1.2	Activity 1
	5.2	Activity 2
	4.8	Activities 3, 4
	5.2	Activity 5
	6.7	Activity 6
	7.1	Activity 7
	6.7, 8.9	Activity 8
	3.3	Activity 9

2 May I Help You!	1.2, 2.6, 8.13	Activity 1
	5.2	Activities 2, 3
	1.2, 2.6	Activity 4
	8.13	Activity 5
	3.3	Activity 6
	5.2	Activity 7
	2.6	Activity 8
	1.2, 2.6	Activity 9
	5.2,	Activity 10
	6.8	Activity 11
	1.2, 7.2, 8.8, 8.9	Activity 12
	7.2	Activity 13
	3 Meeting	1.1, 1.2, 5.2, 5.3
7.2, 8.9		Activity 3
3.4		Activity 4
5.7		Activity 5
1.2, 5.2, 5.3		Activity 6
6.6		Activity 7
8.4		Activity 8
5.9		Activity 9
4.5		Activity 10
7.1		Activity 11
5.6		Activity 12
4 Extinct Friends		1.1, 1.2
	4.7	Activity 2
	8.11	Activity 3
	7.6	Activity 4
	7.4	Activity 5
	5.3	Activity 6
	5.1, 5.2, 7.1	Activity 7
	8.3	Activity 8
	6.9	Activities 9, 10
	7.3, 7.7	Activity 11
	6.9	Activities 12, 13

5 A Second Chance Called 'Tomorrow'	1.2	Activity 1
	5.2	Activity 2
	8.14	Activity 3
	1.3, 5.2	Activity 4
	5.2	Activity 5
	4.3	Activities 6, 7
	8.12	Activity 8
	8.11	Activity 9
	7.3	Activity 10
	5.3	Activity 11
	6.1	Activity 12
	5.3	Activity 13
	7.7	Activity 14
	3.4	Activity 15
	1.2	Activity 16
	6 Art	1.1, 1.2, 5.2, 5.3
1.1		Activity 2
4.7, 5.2		Activity 3
5.3		Activity 4
6.1, 4.2		Activity 5
1.1, 1.2		Activity 6
5.2		Activity 7
5.2, 5.3		Activity 8
5.4		Activity 9
7 Where We Are...	8.13	Activity 1
	4.7	Activity 2
	8.4, 8.8, 8.13	Activity 3
	4.3	Activity 4
	3.3, 3.4	Activity 5
	6.1	Activity 6
	6.1	Activity 7
	6.9	Activity 8
	8.11, 7.3	Activity 9
	5.4	Activity 10
	5.4, 5.6	Activity 11

8 Success Through Creativity	1.2, 6.2	Activity 1
	5.2	Activity 2
	6.2	Activities 3, 4
	5.2	Activity 5
	3.3	Activity 6
	8.12	Activity 7
	7.4	Activity 8
9 The Greatest Wealth	1.2, 5.5, 5.7	Activity 1
	5.7	Activity 2
	8.15	Activity 3
	6.10	Activities 4, 5, 6
	6.10	Activity 7
	5.2	Activity 8
	7.4, 5.3	Activity 9
	4.4	Activities 10, 11, 12
	3.3	Activity 13
	8.9	Activity 14
	7.5	Activity 15
10 Be Happy, Be Bright, Be You!	1.2	Activity 1
	5.2	Activity 2
	6.11	Activity 3
	3.4	Activity 4
	5.2, 5.8	Activity 5
	5.2	Activity 6
	4.7	Activity 7
	5.2, 5.8	Activity 8
	5.6	Activity 9
	1.3	Activities 10, 11
	5.2	Activity 12
	7.7	Activity 13
	7.1	Activity 14
	5.4, 5.6	Activity 15
	1.3, 5.4	Activity 16
8.8, 8.12	Activity 17	

Dear Student,

**Please do not write anything in this book.
Use your exercise book to do the activities
that appear here.**

Everybody is Good at Something **1**

Activity 1 *Act out*

Malith and Pubudu are talking about a TV programme.



Malith : Hello Pubudu, did you watch the finals of “Children Can Sing” on TV yesterday?

Pubudu : Yes, I did. You know, all my family are music lovers. So, we watched it all together.

Malith: There was quite a large audience at the show, wasn't there?

Pubudu: Yes, the hall was full. And what about the boy who came first? He had a great voice.

- Malith:** He sure did. The audience were already clapping their hands when his name was announced.
- Pubudu:** Yes, they must have guessed all along that he was going to be the winner.
- Malith:** What about the orchestra? It was quite big. There were nearly thirty members in it.
- Pubudu:** Yes, the orchestra were all talented. They did a wonderful job.
- Malith:** Yes, you took the words right out of my mouth!

Activity 2 *Reading*

Answer the following questions.

1. What is the TV programme mentioned in the dialogue?
 2. Did Pubudu watch it alone?
 3. Who had a great voice?
 4. How many members did the orchestra consist of?
 5. 'You took the words right out of my mouth.' What does this mean?
 - a) I didn't understand what you said.
 - b) I was going to say the same thing.
 - c) I don't agree with you.
-
- i.) said officially or in public:
 - ii.) almost:
 - iii.) a group of listeners or spectators:

Learning point

Collective Nouns

When we use a collective noun, we can use either a singular or a plural verb. The choice depends on whether we see the group as a whole or as a number of individual members.

We use a singular verb if the group acts as a single unit, and a plural verb when the members of the group act as a number of individuals.

e.g. :- 1) There was quite a large audience.

(The audience seen as a unit)

2) The audience were already clapping their hands.

(The audience seen as a group of people acting individually)

Here is a list of common collective nouns.

army	committee	orchestra
audience	crew	public
board	family	staff
band	jury	team

Activity 3 Vocabulary

Fill in the blanks with the words given in the box.

crew, team, there, has, are

- 1) A cricket consists of eleven players.
- 2) The medical team discussing how they can tackle the dengue problem.
- 3)was a TV crew at the ceremony.
- 4) The ship'swere all saved by the Navy.
- 5) The band only one guitarist.

Activity 4 Vocabulary

Fill in the blanks with the correct verb.

- 1) Their family (is/are) smaller than ours.
- 2) The crowd (was/were) cheering at the top of their voices.
- 3) There..... (is/are) a small crowd outside the gate.
- 4) All her family.....(is/are) vegetarians.
- 5) The cricket team..... (has/have) just finished their warm-up exercises.

Activity 5 Reading

Read the text and answer the questions.

Abilities and Talents

Different people have different abilities and talents. **For** example, **among** us there are people who are artistically inclined. They may have a host **of** talents such as music, dancing or painting - to name but a few. Then there are those who have a natural ability **for** technical activities such as working with electronic gadgets.

Many **of** us are usually fortunate enough to find out early in life what we are really good at and make a success **of** it. However, as implied by the popular saying, 'You do not know what you can do till you try,' some people fail to discover their true potential. A child, **for** example, may just sit somewhere with a box **of** crayons **beside** him, but he will never be able to find out if he has the makings **of** an artist until he starts working with crayons.

What really lies **beneath** someone's success in any field is dedication and hard work. James Watt or the Wright brothers, **for** example, did not make their inventions overnight. They were driven by true interest in what they were trying to achieve. So, we should all aim **at** deriving the maximum benefit and satisfaction **from** our abilities and talents.

- 1) Name two things that artistically - inclined people are good at.
- 2) What is the popular saying quoted in the passage?
- 3) Who are the inventors mentioned?
- 4) What helped them to be successful in their work?
- 5) Find words from the text which mean much the same as the following:
 - i) by the side of:
 - ii) find for the first time:
 - iii) lucky:
 - iv) highest:

Learning point

Prepositions

Prepositions link words. They are used before nouns, pronouns and the - ing form of verbs to show place, position, time, direction, purpose, etc.

- e.g. :-*
- 1) Fish live **in** water. (noun)
 - 2) My best friend is Suresh. I often borrow story books **from** him. (pronoun)
 - 3) My brother is good **at** solving crossword puzzles. (-ing form of verb)

Activity 6 Grammar

Study the prepositions highlighted in the text 'Abilities and Talents'.
among, for, of, beside, beneath, from

Now complete the following sentences, using the above prepositions.

- 1) The little girl was sitting _____ her mother.
- 2) Some _____ the mangoes in the bag aren't ripe enough.
- 3) I received this picture postcard _____ my uncle in Canada.
- 4) Most children have a liking _____ chocolate.
- 5) The river flows very fast _____ the bridge.
- 6) The cottage is hidden _____ the trees.

Activity 7 Writing

Supun, a grade nine student, wants to write a paragraph about his best friend for the class wall newspaper. Imagine you are Supun and write the paragraph using the following details.

Name - Ranuka

- good at English
- reads a lot
- fond of learning new words
- loves solving crossword puzzles
- writes stories and simple poems in English
- can sing English songs
- president of the Junior English Literary Association
- helps me with my English
- always encourages me to speak in English

You may start like this.

My best friend Ranuka is

Activity 8 *Speaking*

Describe what you see in the picture.

Use the words given in the box when describing the picture.

in	beside	balloons
on	among	stage
beneath		drummer
		guitarist
		keyboardist

You may begin like this:

This is a scene from a school concert.....



Activity 9 *Listening*

Listen to the announcement and choose the correct answer.

- 1) The event mentioned is a ...
 - a) debate
 - b) talent show
 - c) prize giving

- 2) It was held at a ...
 - a) theatre
 - b) town hall
 - c) school

- 3) The third place in the singing competition was won by ...
 - a) Malith Weerakoon
 - b) Sujan Kuruppu
 - c) Kevin Cabral

- 4) Tharusha Padminidu did a mime of a...
 - a) tightrope walker
 - b) motorcyclist
 - c) traffic policeman

May I Help You? 2

Activity 1 - Act out

Yohan and Meena are at the supermarket with their mother.



Mother : We need a kilo of beans, 500 grams of pumpkin and a bundle of spinach.

Meena : I'll get them. They are in the produce section.

Mother : Thanks, Meena. Yohan, could you get a packet of flour and half a dozen eggs?

Yohan : Sure. Anything else?

Mother : Yes, a carton of fresh milk. Oh, and while you're there, get a tub of yoghurt too.

Yohan : Okay. I also need a box of coloured pencils.

Meena : Mother, those mangoes look fresh, yummy and juicy.. Can we buy some?

Mother : Alright, but only two, please.

Yohan : Mother, I couldn't find the pencils.

Mother : (to the shop assistant) Excuse me, where can I find a box of coloured pencils?

Shop assistant : They're in the stationery section, next to the cosmetics section.

Mother : Thanks. We need vegetable oil also.

Shop assistant : Sorry, it's out of stock. We have coconut oil. It's in aisle 2.

Mother : Thank you. Well, that's all. Let's go to the checkout counter.

Cashier : Good afternoon, madam! How would you like to pay?

Mother : In cash.

Cashier : That'll be 890 rupees.

Mother : Here you are.

Cashier : Thank you. Have a lovely day!

Mother : Thanks. You too.

Activity 2 Reading

Read the conversation and write down the items Yohan and his family bought at the supermarket.

e. g. :- 1kg beans

Activity 3 Reading

Where can you find these items in a supermarket? Match the two columns.

milk
chilli powder
fruit and vegetables
wholegrain bread
soap, detergent
exercise books
chocolates

confectionery
produce
dairy products
condiments
household items
stationery
bakery

Activity 4

Read these sentences aloud, pausing at the commas.

- We need a kilo of beans, 500 grams of pumpkin and a bundle of spinach.
- Yohan, could you get a packet of flour?
- Mother, I couldn't find the pencils.
- They're in the stationery section, next to the cosmetics section.
- Sorry, it's out of stock.

Activity 5 *Group Work – Speaking and Writing*

Imagine you are going to the grocery with your father. Your mother has given you the grocery list. Prepare the dialogue between your father and the shopkeeper and act it out to the class. Display your dialogues in the classroom.

You may use the grocery list and language expressions given below.

2 coconuts

1 tube of toothpaste

2 kilos of brown rice

1 bar of *Superwhite* soap

1 kilo of sugar

5 candles

I need, please.

How much is

Sorry, we don't sell

Have you got ...?

Here's your change ...

Which brand do you need?

Activity 6 *Listening*

You will hear a conversation between a bank clerk and a customer. Listen to it and circle the correct answer in the table given in activity 2 of the workbook unit 2.

Activity 7 *Reading*

Ram's grandmother Mrs. Rani Fernando wants to deposit 10,000 rupees in her bank account. Therefore, Ram has accompanied his grandmother to the bank. She cannot fill in the slip on her own as she has forgotten her spectacles. Imagine you are Ram and help your grandmother to fill in the cash deposit slip.

Fill in the deposit slip given in activity 3 of your workbook unit 2.

Learning point

Punctuation Marks - The comma

Commas are used:

- to separate items in a list:

- ▲ a series of nouns

e.g. :- We have a cat, a dog and a parrot.

- ▲ a series of verbs

e.g. :- The boy ran, stumbled and fell down.

- ▲ a series of adjectives

e.g. :- My mother is beautiful, kind and intelligent.

- to enclose details

Sri Lanka, one of the most beautiful countries in the world, is my motherland.

Suresh, who is an avid reader, buys at least two new books a month.

- after interjections – well, yes, hello, hey

e.g. :- Hello, how are you?

Yes, I do./No, I don't.

- before tag questions

e.g. :- You're coming, aren't you?

- after a dependent clause

e.g. :- When I go to Kandy, I always visit my aunt.

When the dependent clause follows the independent clause, the comma is not used.

e.g. :- I always visit my aunt when I go to Kandy.

- between two independent clauses (sentences) that are joined with a coordinating conjunction – and, but, or, so, for, nor, yet

e.g. :- It was a rainy day, yet I went to school.

Activity 8 Punctuation

Rewrite the sentences inserting commas where necessary.

1. I painted my room blue pink and white.
2. Mr. Perera my next-door neighbour is a nice gentleman.
3. We are having rice dhal curry fried brinjal and a salad for lunch.
4. If you work hard you will get good results.
5. "He is your little brother isn't he?"
6. A: Have you read *Madol Doowa* the famous children's novel?
B: Yes I have.

Activity 9 Punctuation

Rewrite the paragraph, adding commas where necessary. Then read the paragraph aloud.

Last Sunday I went to the fair with my aunt. The place was crowded with men women and children. The fair was filled with all kinds of things. There were fruit vegetables pots clothes toys and many other items. Everybody was either buying or selling something. My aunt bought some rice vegetables and fruit while I bought a toy car a blue pencil box and some candyfloss. While I was there I also met Harin my best friend from primary school.

Activity 10 Reading

Read the text and answer the questions.

Goods and Services

Every living being has needs and wants. **Neither** humans **nor** animals can live without having their needs fulfilled. We need food to eat, a place to live in and clothes to wear. We also need doctors when we are sick, teachers to provide us with education and bankers

to help us in financial matters. Because the needs and wants are important, every society has ways to get them fulfilled. In economics, some of our needs and wants fall into two categories. They are goods and services.

Goods are objects or things we can use or consume. Food, clothes, furniture, books, computers and everything else we use are goods. They are **either** made **or** grown. It is the duty of the manufacturers to produce goods to match the needs of people. These goods are sold to consumers and a profit is earned by the traders.

Services are actions. A service is work that someone provides for someone else. Fields like education, transportation, health and postal services come under this category. Some services are given free while some have to be paid for.

Sri Lanka, which is a developing country, provides free education and medical facilities to all its citizens. Such facilities are not available free of charge even in some first world countries.

1. a) What are some of the needs mentioned in the text?
b) What are goods?
c) What are services?
d) Name two services provided free of charge in Sri Lanka.
2. Match the words with the correct meanings.

a. consume	i. make or manufacture
b. produce	ii. gain
c. profit	iii. eat, drink or use up

Learning point

Conjunctions

either..... or / neither ...nor

either..or is used:

- *to talk about a choice between two possibilities*

e. g. :- You can *either* walk *or* take the bus.

Goods are *either* made *or* grown.

Either you *or* Ganesh **has** to bring the register of attendance.
(singular)

Either my father *or* my uncles **organize** our annual family trip.
(plural)

Neither... nor is used

- *to join two negative ideas*

e.g. :- *Neither* Ravi *nor* Abdul plays football.

Raj was sick last week. He *neither* came to school *nor* joined us on the trip.

Neither my sister *nor* my brothers **know** how to swim. (plural)

Neither Romani *nor* her parents **eat** meat. (plural)

Neither the students *nor* the teacher **has** to come tomorrow.
(singular)

Activity 11 Grammar

Complete the sentences with *either ..or/ neither .. nor*.

-my mother my sister will prepare the lunch. One of them has to go to the bank.
- Rashi Ameen knows how to play chess. You'll have to teach them.
- We can have classes in the morning in the afternoon. Which is easier for you?
- Mr. Jinadasa drinks tea coffee. He prefers water.


• A: What are you doing this evening?

B: I haven't decided yet. I will read a novel watch a film.

Activity 12 *Reading and Speaking*

Step 1

Look at the picture of the railway station and read the given description aloud.



This is a picture of a railway station. The time is a quarter to one in the afternoon. There are many commuters on the platform. A train has just pulled into the station. People are standing in line to board the train. However, the platform on the other side does not look crowded. There are only a few people there. A family is sitting on a bench. A woman is putting a piece of paper into the litter bin. Some people are coming down the stairs while a few are standing on the platform.

Speaking

Step II

Describe the picture of the post office given below using the following words.

letters
post parcels money orders
mailbox stamps parcel counter
registered post



Activity 13 Writing

Write a short description about the post office in the picture.

Meeting

3

Activity 1 - Act out

The Prefects' Guilds of Gajaba M.V. and Kanaganayagam M.V. have jointly organized "The International Conference for Student Leaders" for the first time in Sri Lanka. Student leaders from 10 different countries are invited to this conference. Different grades have been assigned different responsibilities. The grade 9 pupils have been given the responsibility of welcoming and ushering the guests. A group of friends from the two schools meet to discuss what they have to do.

- Madhavi:** Hi! I hope I'm on time.
- Pavith:** **Yes, you are.** Now that all are here, shall we start?
- Nipuna:** Well, have you thought of how we should welcome our guests?
- Pavith:** Sounds like you've got a plan up your sleeve.
- Nipuna:** Actually, **I have.**
- Ajayan:** That's great!
- Ashani:** So, tell us about it, Nipuna.
- Nipuna:** Alright. The most common form of welcoming guests at international conferences is shaking hands, but each culture has its own form of greeting guests.
- Ajayan:** Is that so? Are you sure?
- Nipuna:** Wait till I finish. We all need to be mindful about how we greet people.

- Pavith:** Ah, why is that?
- Nipuna:** Well, for example, in some cultures women do not shake hands with men.
- Madhavi:** Mmm.... that's true. Are there any countries that greet their guests like we do?
- Ashani:** Yes, there are many, like India and Nepal.
- Nipuna:** They say 'Namaste' while we say 'Ayubowan' and 'Wannakum' and we all use the same gesture.
- Ashani:** Yes.
- Ajayan:** You know, even in Thailand, they use the same gesture.
- Pavith:** And the Japanese, they bow like this.
(bows and shows)
- Madhavi:** OK, now that we have some information, what do we do next?
- Ashani:** Why don't we go to the computer lab to find some more information?

Activity 2 *Reading*

Read the conversation and do the following activities.

A) State if the following statements are "True" or "False".

1. The conversation is about a national conference.
2. This event is for student leaders.
3. Pupils representing different countries will attend the programme.
4. The event is organized for the first time.
5. The friends are talking only about how they greet in India.

B) Answer the following questions.

1. Who are the organizers of the event ?
2. What is the responsibility given to the grade 9 pupils?

3. What are the countries mentioned in the conversation?
- C) Find information about some other countries and complete the table given below.

Name of the Country	How they greet

Activity 3 *Speaking / Writing*

Look at the pictures given below. Work in pairs and write the greeting shown by each picture.



Activity 4 *Listening*

Listen to the dialogue between Ajayan and Nipuna and do the workbook activity 3 in unit 3.

Learning point

Read the following utterances taken from the conversation.

Madhavi: Hi! I hope I'm on time.

Pavith: Yes, **you are**.

Here the words in bold type mean, "You are on time."

Now read the following.

Pavith: Sounds like you've got a plan up your sleeve.

Nipuna: Actually, **I have**.

Here "I have" means "I have got a plan."

Activity 5 *Reading*

Read the following dialogues. Write what is meant by the words in bold.

1) **Deshan** : You seem to be happy.

Chamod : Yes, **I am**.

2) **Adhil** : I like to play football.

Rikaz : **So do I**.

3) **Arjun** : He is tired.

Isuru : Yes, **he is**. He has been practising all day.

4) **Kavindi** : I think she answered all the questions.

Ashani : **She did**.

5) **Chalindu** : Hope we have enough water for the trip.

Navindu : Yes, **we do**.

Activity 6 Reading

Given below is an article read by Nisala, who is a prefect. He read the article to get an idea about the utensils the delegates would use when eating. Read it aloud and answer the questions.

The tools used for eating food vary around the world. They include spoons, chopsticks, forks, etc. These utensils mostly depend on the kind of food people eat. Spoons, forks and knives are commonly found in western countries such as England, Germany and France.



However, they vary in shape and size depending on the purpose. For example, table fork, fruit fork and dessert fork vary in size.

Chopsticks have been used in East Asia for many years. They are used in countries such as China, Japan and Korea. However, it is said that the Chinese were the first to use **them**.



Apart from that, people in some countries use fingers to eat. For instance, in Sri Lanka people use fingers to mix the curries with their rice. In Ethiopia people use their right hand to eat food. Their staple food is '*injera*', a pancake-like flat bread which is usually served on a large flat plate. **This** is topped with all types of curries. They use pieces of '*injera*' to scoop the curries. Similarly, Indians too have the habit of scooping the vegetables and other curries with '*naan*' or '*chapathi*'. Many people in Mexico too use '*tortillas*' to scoop rice, beans and



other food. However, at present people all over the world, across different cultures use forks, knives and spoons even to eat their own local dishes.

1) State whether the following are 'True' or 'False'.

- a) People around the world use different utensils for eating.
- b) Most western countries only use spoons for eating.
- c) Most people in East Asian countries use chopsticks when eating.
- d) 'Injera' is the staple food in Mexico.

2) Complete the following table.

Country/Countries	Utensil(s) used for eating

3) Write what is meant by the following words/phrases highlighted in the text.

- a) them
- b) this

4) Suggest a suitable title for this text.

Activity 7 Grammar

- a) Find all the adjectives given in activity 6.
- b) Write sentences using the adjectives you have found.

Activity 8 *Group Work*

Imagine that you are asked to deliver a speech on healthy food at the school assembly. Write down the points for the speech and then deliver the speech to the class.

Activity 9 *Reading*

Madhavi and Ashani were interested in different types of food. They found the recipe for preparing 'uppumav'. The following are the ingredients of the recipe.

Ingredients:

- ½ cup of semolina
- 1tbsp (table spoon) of oil/ghee
- ¼ to ½ tsp (tea spoon) of cumin (optional, adds aroma)
- ¼ to ½ tsp of mustard
- 1 tsp of chickpeas (optional, adds aroma)
- 6 – 8 cashews halved and cleaned
- 1 sprig of curry leaves
- A handful of sliced onions
- 1 hot green chilli, slit
- ½ tsp of ginger very finely chopped (optional)
- A pinch of asafetida
- 1 ½ cups of water

The recipe given below is not in order. Reorder the recipe.

1. Cover the semolina mixed with all at a low flame until the water evaporates (1 - 2 minutes).
2. First, roast semolina on a low to medium heat until crunchy.
3. Pour water and salt as needed to the pan with all fried ingredients.

4. While the roasted semolina cools, add oil to a pan.
5. Then transfer roasted semolina into a bowl and let it cool.
6. Next add onions, ginger, curry leaves and green chilli to the pan with fried chickpeas, cumin, etc. and saute for two minutes. Then add asafetida.
7. Take the pan with uppumav off the fire and allow it to rest for 5 minutes.
8. Wait till the water boils and then add semolina while mixing all together. Do not allow any lumps to remain.
9. When the oil is heated enough, add chickpeas, cumin, mustard and cashews, and fry them until they turn into golden colour.
10. Finally, the hot tasty uppumav is ready to serve.
11. Once the water is evaporated, open the lid and mix them again.

(Adapted from <http://indianhealthyrecipes.com/upma-recipe-how-to-make-upma/>)

Learning point

Read the following ingredients taken from the recipe.

½ cup of semolina (half a cup of semolina)

1 ½ cups of water

Water and semolina are uncountable nouns. Note how the plural is formed.

Also note the following.

One bag of rice.

Three bags of rice , **three pieces** of furniture

Activity 10 Vocabulary

A) Fill in the blanks using the suitable form of the nouns given in brackets.

1. My mother drinks two big of water every morning. (glass)
2. Mr. Kumar was carrying a of rice. (bag)
3. I took three of mineral water for our trip. (bottle)
4. Chamod gave three of rice to three poor men. (packet)
5. Ashani, Kavindi and Manuthi gathered four of flowers. (basket)

B) Now do workbook activity 6.

Activity 11 Writing

On the final day of “The International Conference for Student Leaders” all were dressed in their national costume. Describe what Nipuna, Madhavi, Ajayan and other friends would have worn. You may use the following phrases.

sarong, sari, long-sleeved shirt (with/without collars) up to the knee, white sarong, osari, verti, angavastram (a flat and narrow folded shawl wound round the waist with the ends brought up over the shoulders crossways), cap, garland of flowers, fardha, scarf, full suit, frock, shawl

You may begin like this:

The pupils representing Sri Lanka were dressed in different attire depending on the community they represent.....

Activity 12 *Reading*

Read the following poem and list out the qualities a leader should have.

I am a LEADER

I am great and bold

Never quitting

I have the heart of gold

I lead by example

I show what to do

I empower people to be a TEAM

And make them realize

To follow their dream.



Clifford Villaflores


(www.rapportleadership.com)


Extinct Friends 4

Activity 1 Act out

Nethula's Tour to the Ice Age.







Pronunciation

1. /'mæməθ/
2. /'daɪnəsɔ:(r)/
3. /'kɑ:nɪvɔ:(r)/
4. /'seɪbətʉ:θt/

Answer the following questions.

1. Where did the mammoth come from?
2. Did Nethula agree to go on a ride with the mammoth?
3. Name two special things the boy saw on his ride.
4. What was the carnivorous animal in the cave?
5. Did Nethula really experience this incident?

Activity 2 *Vocabulary*

Refer to a dictionary and find the word class (noun, adjective, etc.) and the meaning of the following words in the given context.

1. skeleton
2. extinct
3. fossilized
4. ferocious
5. carnivore

Activity 3 *Speaking*

Imagine that you are Nethula and relate your dream to the class. You may start as follows.

Last night I had an interesting dream. I was walking in my garden. Suddenly, a mammoth appeared and ...

Activity 4 *Writing*

Write the story 'Nethula's Tour to the Ice Age' in your own words. You may use the words and phrases given below.

One fine day
Then
Suddenly
Finally

a
an
the

me
skeleton
footprint
growl
sabre-toothed tiger

mammoth
it
I
grandmother

appeared
invited
was (surprised/
glad/ afraid)
joined
saw
showed
heard
shouted
was walking

You may start the story as follows.

One fine day, Nethula was walking in his garden. Suddenly a mammoth ...

Activity 5 Reading

Read the following instructions. Note how they are formed.

Instructions: Wash your hands before your meals.

Don't litter the school premises.

A. Categorise the instructions given below.

Safety at home	Safety on road	Safety at play

1. Don't drive/ ride fast.
 2. Keep all medicines out of the reach of children.
 3. Don't throw the javelin until the field is made ready for it.
 4. Always do warm - up and warm - down exercises before and after the sports activities.
 5. Cross the road only at the pedestrian crossing.
 6. Don't put boiling water into glass or plastic bottles.
 7. Don't block the entrance when parking your vehicle.
 8. Wear safety gear and suitable clothing when playing a sport.
 9. Handle sharp tools/ instruments carefully.
 10. Walk on the right side of the road.
 11. Wear slippers when handling electric items.
 12. Don't participate in sports activities if you are not feeling well.
 13. Always wear a helmet when riding a bike.
 14. Don't use mobile phones when walking on the road or driving.
 15. Don't get into the swimming pool until your coach tells you to do so.
- B.** Add two more such instructions to each group.
- C.** Prepare a poster instructing the public on one of the topics given in activity **A**.

Activity 6 *Vocabulary*

Match the words/ phrases with the pictures. You may refer to a dictionary.


dinosaur
 mammals claws
 invertebrate
 fossil cave
 valley canine tooth
 skeleton jaw




a




b



c



d




e



f



g



h



i



j

For free distribution

Activity 7 *Reading*

The following is a documentary telecast in one of the children's television programmes. Read it and answer the questions.

Dinosaurs are a popular topic when we discuss the prehistoric era. Today, let's unearth more mysteries of this lesser known era.

Have you heard of any prehistoric mammals? If not, you would **surely** love to see Megatherium¹, an elephant-sized ground sloth. Look at this life-size replica of the megatherium which greets visitors at the Sloth Sanctuary in Costa Rica. Imagine that an elephant-sized hairy animal with giant claws ambling through the landscape, looking for trees it could sit in front of and **slowly** chew the leaves.



This extinct herbivore stood seven metres tall and weighed seven tons. There are many views in the scientific world about the disappearance of this creature. One of them is that they disappeared as a result of fast changes in the climate. Another is that these sloths had been hunted to extinction by the carnivores.



Now let's look at an extinct carnivorous sea creature. Ammonites² were a group of shelled sea creatures that **mysteriously** disappeared at the same time as the dinosaurs. Ammonites were invertebrates: creatures without a backbone. Instead, they had a very supportive shell. Ammonites grew as big as one metre in diameter. They **probably** lived in warm, shallow, tropical areas of the ocean. Their diet consisted of small fish. Ammonites were popular on the menus of larger carnivorous marine creatures, but they would either have had to pull them out from the shell, or have had jaws powerful enough to crush them.

Do you know that Sri Lanka is one of the best sources of prehistoric studies in South Asia? Over 180 prehistoric sites have been found in Sri Lanka including undisturbed human habitats. The caves called *Batadomba Lena*³ a site near Kuruvita, in Ratnapura, *Belilena* in Kitulgala, *Pahiyangala* in Bulathsinhala and *Aligala*, a site near Sigiriya provide such evidence. The excavations are still going on with the involvement of many archaeologists.

Now we have come to the end of today's segment. Hope you would read more on the prehistoric era.

1. /megəθerium/
2. /'æmənaɪt/
3. /lenə/ (lenə in Sinhala means cave in English, /kōhai in Tamil)

1. Write True (T) or False (F).

- I) Dinosaurs were the only creatures that lived in the prehistoric era.
- II) There is a sloth sanctuary in Costa Rica.
- III) Ammonites had a supportive backbone.
- IV) Ammonites were carnivores.

2. Fill in the following grid.

	Megatherium	Ammonites
Diet type (<i>e.g.</i> :- Omnivore)		
Diet		
Habitat (<i>e.g.</i> :- Land)		
Size		
Physical features		
Threat/s to their lives		

3. Match the words with their meaning.

- I) replica - walking in a slow relaxed way
- II) ambling - connected with the time in history before information was written down
- III) invertebrates - an exact copy of something
- IV) prehistoric - animals with no backbone

4. What does the following extract mean?
 “Ammonites were popular on the menus of larger carnivorous marine creatures”
5. Do you know that a group of scientists are trying to bring the woolly mammoth back to life? Use the following key phrases and write a short description of the woolly mammoth. You may begin as follows.
 The woolly mammoth lived during the prehistoric era...

- Scientific name - Mammuthus primigenius
- Extinct relative of today's elephant
- Diet type - Herbivore
- Physical features - smaller ears than those of elephants, long tusks about 5 metres, hairy
- Habitat - grasslands



Activity 8 Speaking

Speak about the following extinct creature.

* Tyrannosaurus Rex



- ⌚ one of the largest meat-eating dinosaurs
- ⌚ laid eggs
- ⌚ physical features
 - length - about 12 metres
 - height - about 5 metres
 - about 1 metre long jaw
 - long powerful tail
 - strong thighs
 - two-fingered short forearms

helped to move quickly

⌚ habitat - forested river valleys in North America

⌚ extinction - 65 million years ago

Source- National Geographic

Learning point

The bold type words in the documentary given above are adverbs which have been used to describe the verbs.

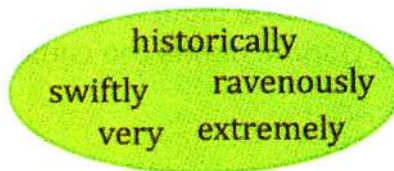
Adverbs are also used to add more information to an adjective and another adverb.

e.g. :-

- *The dinosaurs could **run fast**. (verb)*
- *The Mariana Trench is **incredibly deep**. (adjective)*
- *They learnt the new language **amazingly well**. (adverb)*

Activity 9 Grammar

Fill in the blanks using the most suitable adverb.



1. The extreme weather had affected the animals badly.
2. Cheetah can run
3. The Tyrannosaurus Rex is an dangerous animal.
4. Cave paintings reveal important facts.
5. Hyenas ate the carcass

Activity 10 Grammar

Read the list of adverbs given below which are commonly used to express the speaker's/ writer's attitude.

luckily fortunately honestly
unfortunately surprisingly miraculously
sadly unexpectedly mysteriously

Construct sentences using the adverbs given above. You may follow the example given below.

e.g. :- 1) A : Unfortunately, the dinosaurs were extinct. I wish I had one as my pet.

B : Luckily, they are extinct now or you would be their dessert.

2) A : Some animals, miraculously, survived even in the Ice Age.

B : Surprisingly, some plants too could survive.

Activity 11 Writing

Read the following notice and the note.

NOTICE

A documentary on 'The Life in the Stone Age' will be screened on Friday 20th February from 2.30 p.m. to 4.00 p.m. at the auditorium of Nilmalvila M.V. Reserve your seat before 10th February through your class teacher.

01.02.2018

English Club
Isipathana M.V.

08.02.2018

Sherin,

There's a documentary on 'The Life in the Stone Age' at Nilmalvila M.V. auditorium on 20th February. Would you like to see it? Our teacher wants to reserve the seats. Write to me immediately.

Sharadha

- A. Imagine you are Sherin and write a reply to Sharadha.
- B. Imagine that grade 9 pupils of your school have organized an exhibition : Evolution of Man. Write a notice informing all the pupils, teachers and parents about the exhibition. Mention the date, venue and the importance of the exhibition.
- C. Write a note to your cousin inviting him/her to the exhibition.

Activity 12 *Read and enjoy*

DINOTHESAURUS

The dinosaurs
First lived outdoors
During the time Triassic.
While most died out,
Some came about
Later in the Jurassic.
Then they evolved,
As Earth revolved,
In times known as Cretaceous.
But now indoors
Great dinosaurs
Fill museum halls, spacious.

Baryonyx
BARE-ee-ON-icks (heavy claw)
He had a huge and heavy claw
And crocodile-like skull.
A lashing, slashing dino-saw --
A sharpie; never dull.
His claws and jaws and
pointed teeth
Were fashioned to attack.
If Bary you should ever meet--
Ask him to scratch your back.




by Douglas Florian

<http://richiespicks.pbworks.com/>

Activity 13 *Reading*

Read the poem again and answer the questions given below.

1. What were the three time periods in which the dinosaurs lived?
2. Where are the dinosaurs at present?
3. Which of the following illustrations best fits the description of the Baryonyx in the poem?



4. What does the poet ask you to do if you should ever meet a Baryonyx?
5. List out the rhyming words found in the poem.
6. Follow the verse on Baryonyx and write a poem on your own on any creature you like.

5 A Second Chance Called 'Tomorrow'

Activity 1 - Act out

It is the first day of the new school term. Some grade nine students of Kurulugama Maha Vidyalaya are talking about their vacation.



Chenitha : Good morning, friends! What are you talking about?

Mihimali : Good morning! We are talking about our vacation.

Chenitha : Oh, the vacation! It just came and went.

Mihimali : Hey! That's true. Why do vacations end so fast?

- Farzana :** Yes, it's a pity, isn't it? I had planned to do many things during the vacation but couldn't complete most of them.
- Raju :** In my case, I managed to do many things. I planted vegetables in our home garden. I watered them every day. I finished all my homework and read three books. I managed to visit the planetarium too.
- Mihimali :** That's great. I tidied my room but couldn't go anywhere.
- Chenitha :** I wanted to study and prepare short notes but I simply had no time.
- Farzana :** No time? Come on! There are twenty four hours in a day!
- Raju :** Hmm.... that's true. Maybe, that's just an excuse. I think we waste most of our time.
- Chenitha :** You have a point there. My term test marks were not very good. I'll start studying from tomorrow itself.
- Farzana :** Yes. Better late than never. Let's have a plan and start studying from tomorrow.
- Mihimali :** Have a plan and study? You've got to be kidding! I planned many things but most of them were not successful.
- Raju :** Remember the lesson in the grade 8 English textbook? Plan the work, work the plan.

Farzana : Yes, that's true. You have to not only plan the work but also work the plan. And that's what we are going to do from tomorrow!

Activity 2 *Reading*

Read the conversation and answer the questions.

1. What are the students talking about?
 2. Write two things Raju did during the vacation.
 3. Who couldn't go anywhere during the holidays?
 4. What did Chenitha want to do during the vacation?
 5. Why couldn't he do what he had planned?
 6. Who says the following?
 - a. "Why do vacations end so fast?"
 - b. "I simply had no time."
 - c. "There are twenty four hours in a day!"
 - d. "Better late than never."
- Read the following sentences taken from the students' conversation. Pay attention to the highlighted parts. They describe future events and actions.

I'll start studying from tomorrow itself.

Let's have a plan and start studying from tomorrow.

That's what **we are going to do** from tomorrow.

Learning point - Talking about future events

You can use the following different structures to describe future events.

The children **will go** to the park at the weekend. *(Simple future-simple prediction)*

Chenitha **will be studying** for his exam the whole of next week. *(Future continuous- An action in progress in the future)*

The train **leaves** at 10'clock. *(Simple present tense- Time-tabled events)*

Look at the dark clouds. It **is going to rain**. *(Be + going to + verb stem - Prediction based on present evidence)*

They **are moving** into a new house next week. *(Present continuous-Arrangements)*

Activity 3 *Speaking*

List five things you have planned to do tomorrow. Describe them to your partner using suitable sentence patterns from those given above.

e. g. :- I will be visiting my grandparents tomorrow.

- Now, complete activity 1 in unit 5 of your workbook.

100 Metres



The playground was large. The sports teacher asked me to wait there and disappeared among the crowd.

I mustn't go anywhere from here.

What a crowd of students! Boys in white shoes and white socks. How smart they look! They must be from the city. I've heard that the boys from the city are a bit arrogant.

"Mudalihamy, this is the under sixteen, hundred meters. Next will be the under thirteen event. You are taking part in that. Don't look so scared. I'm sure you can win," said the sports teacher while pinning number 27 on the front and the back of my vest. I wished the paper was big enough to cover the stain on the front of my vest. Will

the city boys see it and laugh at me?

“There, listen! Mudalihamy, your number is being called. Hurry up, my boy!”

How should I go to the starting point? Should I walk or should I run? Some of the boys are wearing shoes with spikes. Will they step on my feet? Will I be able to compete with them and win? One thing is certain. If I win, father, mother and everyone in my family will be happy.

“Come on Saroj!”

“Come on Priyan!”

“Come on Janak!”

Who will say, “Come on Mudalihamy!”? I remember my friends cheering me at the house meet. It gave me a lot of courage that day.

“Ready, steady, go!”

A boy wearing spikes is running fast just next to me. I must run faster than him. Will he step on my foot? Never mind. Let him. I will still run faster. Now it's close to the end. I think I have won.

“Here is another result. Under thirteen, hundred meters, first place, Kalubandage Mudalihamy.”

I heard the loud speaker announcing my name. It was like a dream come true. Everyone was cheering. Everyone was clapping. I couldn't hear what the loudspeaker announced because of the cheering. The boy who was wearing the spiked shoes was on my right. He had won the second place.

“Congratulations Mudalihamy! You were great!” he said, shaking my hand.

The boy who came in third also joined him. I think I was

mistaken earlier. After all, city boys are good.

“I knew you would win Mudalihamy. Good boy!” The sports teacher said as he gently stroked my head and tears of joy welled up in my eyes.

(Adapted and translated- “100 metres” Grade 7 Sinhala Textbook, EPD, 1985)

Activity 5 *Reading*

Read the extract from the story ‘100 metres’ and answer the questions.

1. Who disappeared among the crowd?
2. What had Mudalihamy heard about the city boys?
3. What was Mudalihamy’s event?
4. Who pinned the numbers on Mudalihamy’s vest?
5. Why did Mudalihamy later think that the city boys were good?

Activity 6 *Vocabulary*

Find synonyms for the following words from the passage.

big	-	frightened	-
proud	-	mark	-
fastening	-	wrong	-

Activity 7 *Vocabulary*

Find antonyms for the following words from the passage.

back	-	start	-
lose	-	harshly	-
slower	-	sadness	-

Activity 8 Speaking

- A) Mudalihamy comes back to school after winning the 100 metres race. Imagine you are his friends and write down the questions that you want to ask him about the competition on pieces of paper and put them into a box.

You may use the question words *where, who, when, which, why, how*, etc.

e.g. :- Where was the competition held?

- B) Complete activity 2 in unit 5 of your workbook.

Activity 9 Speaking

- A) Imagine one of you is Mudalihamy. Take the questions one by one and answer them.
- B) Now complete activity 3 in unit 5 of your workbook.

Activity 10 Writing

- A) Let's write a letter to Mudalihamy congratulating him on his victory.

Include the following :-

- Who you are
- How you got to know about him
- How you found his address
- Your best wishes to him

- B) Now, complete activity 4 in unit 5 of your workbook.

Activity 11 Reading

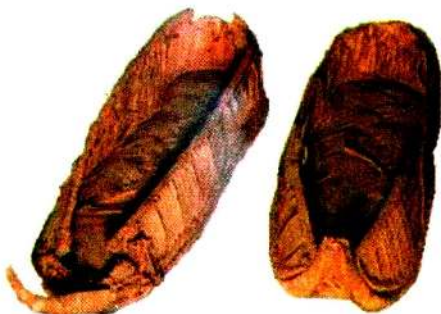
A) Read the passage and complete the table.

The History of Footwear

Historically shoes were worn primarily for protection. According to archaeological evidence, experts believe that shoes were invented about 40,000 years ago. However, it was not until sometime later that footwear was worn by people frequently.

It is hard to imagine a time before the invention of shoes. Yet, what started as a practical venture grew into a varied, booming industry. Though all shoes share basic characteristics, their colouring, materials and designs have transformed drastically over thousands of years.

The earliest shoes were made of soft leather. They resembled either sandals or moccasins. In the early 19th century, women's and men's shoes finally began to differ from one another in style, colour, heel, and toe shape. During this era, shoes were made straight, meaning that there was no differentiation between left and right shoes.



As the 20th century approached, shoemakers improved comfort by making foot-specific shoes. The face of the footwear changed drastically from decade to decade. This was due to the technological advances that made the shoemaking process simpler.

In the early seventies, platform shoes and wedges were popular among women, though they became less so in the eighties and nineties. Men's shoe trends, however, were mostly static, as the types such as oxfords (leather shoes that fasten with lace) and loafers (leather shoes that you can wear without fastening them) remained the dominant styles.

Though men's shoe styles remained relatively unchanged, women's shoes made dramatic changes in their appearance.



Women's shoes became arched, sophisticated and were made to highlight the foot. The heels grew narrower and narrower as time progressed.

At present, the footwear industry has become a thriving business. If footwear trends continue in this fashion, we can expect the shoes of the future to be even more out-of-this-world.

moccasin - /'mɒkəsɪn/

<i>Period</i>	<i>What happened</i>
About 40,000 years ago:	
In the early 19 th century:	
As the 20 th century approached:	
In the early seventies:	
In the eighties and nineties:	

B) Now complete activity 5 in unit 5 of your workbook.

Grammar

Pay attention to the following sentences taken from the passage 'The History of Footwear.'

- Historically, shoes **were worn** primarily for protection.
- According to archaeological evidence, experts believe that shoes **were invented** about 40,000 years ago.
- However, it was not until sometime later that footwear **was worn** by people frequently.
- The earliest shoes **were made** of soft leather.
- During this era, shoes **were made** straight, meaning that there was no differentiation between left and right shoes.

Learning point

Passive Voice - Past Tense

Active sentences in the simple past tense have the following structure:

Subject + past tense form of the verb + object

My mother **made** this cake.

Passive sentences in the simple past tense have the following structure:

Subject + was/were + past participle form of the verb + by + doer of the action.

This cake **was made** by my mother.

Sometimes, the doer of the action is not mentioned in the passive sentence when the doer is either not known or not essential for the sentence to be meaningful.

e.g. :- This road **was repaired** last month.

Activity 12 Grammar

- A) Transform the following into the passive.
1. Rahim wrote a letter yesterday.
 2. The dog bit the man.
 3. The police arrested the thieves.
 4. Did he paint the window?
 5. They did not borrow the books.
 6. Did Yoga invite you to the party?
 7. Somebody helped me when I fell down.
 8. The teacher corrected the books.
 9. Inura found a purse in the library.
 10. A wild elephant destroyed the crops yesterday.
- B) Now complete activities 6 & 7 in unit 5 of your workbook.

Let's study the differences between the formats of an informal letter and a formal letter.

Format of an informal letter

Sender's address

Date

Salutation

Body of the letter

Ending

Format of a formal letter

Sender's address

Date

Receiver's designation and address

Salutation

Underlined topic

Body of the letter (which usually consists of three paragraphs)

Ending

Activity 13 Reading

Let's read this formal letter written by the secretary of the Environment Society of Gurulugama Vidyalaya and fill in the table given below it.

Gurulugama Vidyalaya,
Kelaniya.
20th January 2018

The Director General,
Ports Authority,
Galle.

Dear Sir,

Request for Permission to Visit the Galle Port

I am the secretary of the Environment Society of Gurulugama Vidyalaya. I am writing this letter to request permission to visit the Galle Port.

The grade 9 students of my school wish to visit the Galle Port on 2nd February. We have a team of 350 students and 10 teachers. We hope to reach the Port around 9 o'clock in the morning and hope to stay there for about three hours. We hope that you will be able to provide the services of a guide to help our students.

I would be glad if you could consider this request.
I'm looking forward to hearing from you.

Thank you,
Yours faithfully,

.....
Rusith Jayaratne
Secretary
Environmental Society

Sender's address	
Date	
Receiver's designation	
Receiver's address	
Salutation	
Topic	
Complimentary close	
Sender's name	
Sender's designation	

Activity 14 *Writing*

- A) Imagine you are the secretary of the Science Society of your school. You have planned to visit a shoe factory in your area to see how shoes are made. Write a letter to the manager of this factory asking for permission to make this visit.

Include the following:

- The purpose of your visit
- Number of students and teachers
- The date and time of your visit
- Request for permission

- B) Now complete the activities 8 & 9 in unit 5 of your workbook.

Activity 15 *Listening*

Now you are going to listen to a description of how to fix a problem in your computer printer.

Listen to it and complete the flowchart in activity 10 of unit 5 in your workbook.

Activity 16 *Read and enjoy*

Mismatched

My dog thinks
she's the Easter Bunny
hiding shoes
when I'm asleep

I'm glad she likes
the way I smell
but someday
I would like to keep

a pair of shoes
one left, one right
side - by - side
throughout the night.

So when I dress
to go to town
I look like me
and not a clown!



Amy Ludwig Vanderwater

6

Art

Activity 1 - Act out

Isuru, Prakash, Anjana, Amandi and Naleem are friends and they are in the same class at school. They are drawing pictures for the school art exhibition.



Isuru : Hey Anjana, can you pass me the red and yellow pastels, please?

Anjana : Here's the yellow one and the red is with Naleem.

Naleem : Give me a minute. I'm going to draw something different this time.

- Isuru** : What do you mean?
- Naleem** : I'm going to show the different **expressions** of people in my work of art.
- Isuru** : That sounds great. By the way Amandi, are you going to use only the pencil for your drawing?
- Amandi** : Yes, I'm drawing portraits of **national** heroes and world famous personalities.
- Anjana** : How interesting! We seem to have a number of **specialists** with us. Amandi uses the pencil, Prakash the pen and...
- Prakash** : Well, I use charcoal too. Look at this still life drawing that I'm doing. I have used both pencil and charcoal.
- Naleem** : I find it difficult to use charcoal because I can't get the smooth **finish** that I want for my work with it.
- Prakash** : I see. Hey, it's a beautiful picture of the rural landscape, Isuru.
- Isuru** : Thanks. I like to draw pictures of different scenery. My! Look at the patterns on Anjana's picture!
- Prakash** : Wow! They are ideal for new **fashion** designs.
- Anjana** : Thanks. Oh, by the way, are we not going to have any sculptures at the exhibition?
- Amandi** : Sculptures, carvings and other types of exhibits are handled by grade 11, 12 and 13.
- Isuru** : That means we are only drawing scenery, portraits, still life pictures and mm..
- Prakash** : Why? What about cartoons? Shall we draw a few?
- Isuru** : Aha, I forgot it. Yes, that would be better.

A) Read the text and state if the following are “True” or “False”.

1. Only five friends are drawing pictures for the exhibition.
2. The friends are using different media of drawing.
3. Isuru has drawn a portrait.
4. Only Isuru and Prakash will draw cartoons.
5. Grade 12 pupils are not responsible for sculptures.

B) Fill in the table.

Name or grade (s) of the pupil (s)	Type of drawing	Medium used
Isuru	Pastel

Learning point

Read aloud the highlighted words.

expressions, national, specialists, finish, fashion

Did you hear the sound ‘sh’?

Read aloud the following words

dictation, discussion, decision, correction, commission, crucial, special, essential, washing

Each of the words has the sound /ʃ/ (“sh”) represented by different letter combinations.

Activity 2 *Speaking*

- A) Read the following words aloud.
- B) Find the letter combinations which produce the /ʃ/ sound. Follow the example.

fashion, education, pension, special, definition, division, brushing, crucial, passion, financial, shoulder, potential, mission, professional, international, partial, impression, musician, initial, possession, condition, establish, impression

- C) Fill in the blanks to form meaningful words.

1. descrip.....n
2. commi.....n
3. beauti.....n
4. demoli.....
5. na...nal
6. protec....n
7. revi....n
8. contribu....n
9. competi...n
10. wa...ing



Activity 3 Reading

Study the dictionary page given and answer the questions.

DRAW¹ *verb* | /drɔː/

drew /druː/ ; drawn/ drɔːn/ ; drawing

- 1 : to cause to move by pulling . *Draw* the curtains, please. She *drew* a chair up to table.
- 2 : to create a picture of by making lines on surface . | *drew* a map on the chalkboard.
- 3 : to bring or pull out . *Draw* your sword!
- 4 : to move in a particular direction . He *drew* back in horror.
- 5 : to bend (a bow) by pulling back the string
- 6 : to move or go slowly or steadily . Spring is *drawing* near.
- 7 : **ATTRACT** 2 . The fair drew a crowd . He didn't want to *draw* attention to himself.
- 8 : to get as a response . The speech *drew* cheers.
- 9 : to bring or get from a source . *draw* blood
- 10 : **INHALE** 1 . *Draw* a deep breath.
- 11 : to let air flow through . The fireplace is *drawing* well.
- 12 : **WITHDRAW** 1 . | *drew* money from the bank.

13 : to take or get at random . We *drew* names from a hat.

14 : to think of after considering information . *draw* a conclusion

15 : to write out in proper form . The lawyer *drew* up her will.

–draw on

1 : to make use of something . The story *draws* on old legends.

2 : to come closer . Night *draws* on.

–draw out

1 : to make last longer . Questions *drew* out the meeting.

2 : to cause to talk freely . Her friendliness *drew* out the new student.

–draw up

1 : to bring or come to a stop . The car *drew* up to the door.

2 : to straighten up . He *drew* himself up to his full height.

DRAW² *noun*

1 : the act or the result of pulling out . The outlaw was quick on the *draw*.

2 : a tie game or contest

3 : something or someone that attracts people . The roller coaster is the park's main *draw*.

1. How many word classes are represented by the word “draw”?
2. Write three meanings of the verb “draw”?
3. Read the following sentences. Write the meaning of the underlined words referring to the dictionary page.
 - a) I draw pictures for fun.
 - b) She just wanted to draw the attention of the crowd.
 - c) He was drawing water from the well.
4. Write two sentences using the word “draw” as a verb and a noun.

Activity 4 Reading

Ravi went into his **study** to **study** for his bar exam. He saw an **oil** patch on the white cloth spread on his **study** table. "Somebody seems to have come to my **study** while I was **watering** my plants", he said to himself. " There's something on the floor too. Is it **water** or **oil**?" Then he looked around and saw his son's toy car on the floor.

Ravi remembered what his son had said in the morning, "My car is sick. Can you do something about it, Dad?" Ravi called out to his son. "Shashi, where are you? I want to talk to you." Then Shashi replied, " I'm here in the living room playing with my toys." Ravi walked into the living room and asked, "Shashi how is your car?" Shashi replied "It's fine,Dad. I **oiled** it like you told me to". " How did you do it?" Ravi asked. "I mounted the car on your table and **serviced** it as they do at the **service** station." Ravi realized that his son was smart and said, "Next time you service the car, don't forget to clean the **service** station too." Shashi stood up in a flash, ran into the study and started cleaning the table.

Draw a picture to depict this incident.

Learning point

Look at the words highlighted in the above text.

Ravi went into his **study**¹ to **study**² for his bar exam.

The word "study" has different functions in the above sentence.

¹ a noun

² a verb

Every morning I get **water** from the well and **water** the plants.

↑
Noun

↑
Verb

Activity 5 Grammar

1. Use the highlighted words in the text meaningfully in sentences.
2. Find at least two such other words on your own and write a sentence using each word.

Activity 6 Act out

The children were happy about their exhibition. The class teacher appreciates their work.

Teacher: I'm really happy about your work children.

Kavindi: Thank you teacher.

Deshan: Thank you for guiding us teacher.

Teacher: Principal asked me to tell you that he had appreciated you all.

Chamathi: Wow, great!

Teacher: OK, so tell me about your future plans.

Chamod: I will be an architect in the future.

Teacher: Good. That means **by 2030 you will have worked as an architect.**

Prakash: Teacher, why do you say like that?

Teacher: That means by that time we will see you as an architect.



Learning point

Look at the following sentence taken from the conversation.

That means by 2030 you **will have worked** as an architect.

The above form is different from the future form.

He **will have left** by the time you go to see him.

He **will not have left** by the time you go to see him.

Will he have left by the time you go to see him?

Note how the verb is formed.

will+ have + past participle

It is called the **future perfect tense**.

Complete the following blanks using the future perfect form.

- 1) By this time tomorrow I (complete) my report.
- 2) It is already six o'clock. He (not/finish) the work by six thirty.
- 3) By 7 o'clock the kids (fall) asleep.
- 4) By next year my father (get) his promotion.
- 5) My mother (clean) the kitchen soon after lunch.

Activity 7

A) Read the following text and complete the table.

History tells us about many great people in the world. They have made a name for themselves in different fields of study. Leonardo da Vinci is one such person worth mentioning. Born on April 15, 1452, in Vinci, Italy, Da Vinci is known in the world as an exceptional artist, mathematician, inventor, writer, sculptor, draftsman, etc. His knowledge of science and nature is believed to have greatly

influenced his work in different fields. The world famous paintings such as “Monalisa”, “Virgin of the Rocks” and “The Last Supper” are among his great works.

Da Vinci as a child received little formal education with nothing beyond basic reading, writing and mathematics instruction. However, his artistic talents were evident from an early age. At the age of 14 he learned technical skills including metalwork, leather arts, carpentry, drawing, painting and sculpture. He learned all these under the noted artist Andrea del Verrocchio in Florence. A pen-and-ink drawing of a landscape of the Arno valley is known as one of his early - dated work which is believed to have been sketched in 1473.



1. Name :
 2. Place of birth:
 3. Date of birth:
 4. Talented fields:
 5. Work of art:
 6. Education:
 7. Technical skills:
 8. Teacher:
- B) In groups, find information about any artist you know (dancer, singer, painter, sculptor, etc.) and write a similar description.

Activity 8 Reading

Read the following text and answer the questions that follow.

Martial Arts

Martial art is a form of combat: a traditional form of art found among different nations in different styles. This is practised for self-defence, mental and spiritual development and sometimes for law enforcement. There are two types of martial arts: armed and unarmed. In armed martial arts weapons like swords, shields and daggers are used. However, kicking and punching are commonly used techniques in both armed and unarmed combat.

Styles and techniques used in martial arts differ depending on the application and intention. For example, today many young women learn martial arts for self-defence while some turn to it for mental and spiritual development as well as for physical fitness. Judo, boxing, karate, kickboxing, taekwondo and wrestling are some forms of different types of martial arts.

Angampora or Angam is known as the indigenous fighting art in Sri Lanka. It is believed to have a history which dates back to more than 33000 years. This art is said to have originated from a Yakka warrior. Ancient kings had used this form of fighting art to protect the nation. Angam can be divided into three sections: Angampora, Illangampora and Mayangam. It has been the traditional practice of the Guru to impart Angam knowledge and its secrets only to his most faithful and trustworthy students. Hence, the value and popularity of this form of martial arts has increased over the generations.

A student who takes the Angam oath will enter the training area without headwear or footwear. It is considered as a sacred space made of fine clay and ground coconut fibres. However, the students are trained in different locations such as grasslands, beaches and even swamplands. It is a must for a student to engage in breathing meditation to make his or her combat skills perfect.

- A) State whether the following are True or False.
1. Martial art is practised only as a form of self-defence.
 2. Lots of techniques are used in martial arts.
 3. Angampora originated in India.
 4. Angampora is the Sri Lankan form of martial arts.
 5. Angampora combating style is taught to anybody.
- B) Answer the following.
1. What is martial art?
 2. Why is it practised?
 3. What are the types of martial arts found in the world?
- C) Find and write the information asked about Angampora.
1. Practised in:
 2. Originated in (period):
 3. Originated from:
 4. Major sections:
 5. Number of weapons used:
 6. Rituals:
- D) Find similar words from the text for the following.
1. Someone engaged in or experienced in warfare
 2. Something you do to protect yourself
- E) What do the following words refer to?
1. This (in paragraph 1)
 2. his (in paragraph 3)

Activity 9 *Read and enjoy*

I AM AN ARTIST

I am a creator of ideas,
Swimming in a sparkling sea of imagination

A magician of sorts, turning thoughts of
wonderment into pieces of originality

Each creation showcases
my own personal journey

My worries, dreams and ambitions,
everything I LOVE and everything I FEAR



All that I was yesterday and all that I'll be tomorrow
is neatly contained in my glorious creations

When you glance over my work, you are catching
a glimpse of my soul,
for a part of ME is in each piece I create

I march to my own beat, and wildly dance to my own rhythm



Passion runs through my veins,
as emotions are fuel for my craft

Certain pieces I protect and keep to myself
while other I'll share with the world

I am a creative beacon shining my light brightly
for all the universe to see

I am all these things and more
rolled into one amazingly talented, unique **Artist!**

7 Where We Are...

Activity 1 - Act out

Quiz



Presenter 1 : Good morning! Dear teachers and friends, we warmly welcome you to the quiz competition! Please give a round of applause to the competitors, Vihangi, Nethula, Shakthi and Rizvin.

Presenter 2 : And also put your hands together for the panel of judges, Ms. A. Dissanayake and Mr. S. Subramaniam.

Presenter 1 : Let me introduce today's quiz. It has 2 rounds. Both rounds will be on general knowledge.

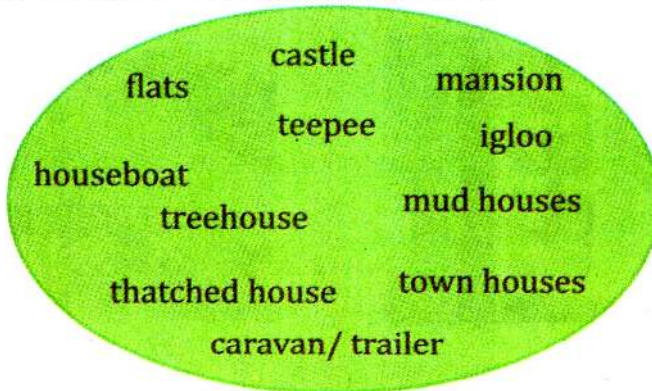
Presenter 2 : In the first round, an image will be displayed on the screen. You will be asked two questions based on it. You will score 05 points for each correct answer.

Presenter 1 : In the second round, you'll have to talk about a topic. Your topic will be given according to the number you select. You'll be given five minutes to prepare for your speech and you can earn a maximum of 20 points for your speech.

Presenter 2 : Well, hope everything is clear to you. On behalf of everyone present here today, I wish the competitors the best of luck. Are you ready? Now, let's begin the quiz programme.

Activity 2

The following were the images shown in the first round. Match the types of houses with the names shown below.





1



2



3



4



5



6



7



8



9



10



11

Activity 3 *Speaking*

Earth is Our Home

Vihangi was given the above topic to speak at the quiz programme. Refer to the following points which she wrote down and deliver a speech to the class.

- all the essential ingredients for life is available.
 - Oxygen , water, food, etc.
- no other planet to live
- protection, love, sharing and caring - home
- must appreciate and honour the diversity , live in peace and harmony
- save the Earth.

Activity 4

Prepare a scrap book/picture dictionary on different dwellings. Add a section for animal dwellings too.

Activity 5 *Listening*

You will now listen to a documentary on the strange habitats of four different animals. Listen and complete the activity.

[A] Listen and number the pictures.



a



b



c



d

[B] Listen and choose the correct answer.

- (1) The strange thing about the jellyfish mentioned here is that ...
 - (a) they are not in the sea.
 - (b) they are in the Pacific Ocean.
 - (c) they are trapped in a net.

- (2) According to the text, the African bullfrog buries itself underground for many years in order to ...
 - (a) protect itself from dangerous animals in Africa.
 - (b) hunt small insects in the Savannah.
 - (c) protect its skin from very hot weather in Africa.

- (3) Carrier snails use to decorate their cases.
 - (a) pebbles and gems
 - (b) shells and pebbles
 - (c) pebbles and sand

- (4) The nest of the weaver bird found in Namibia...
 - (a) cannot be damaged by water.
 - (b) is made of sticks and twigs.
 - (c) is made by female birds.

- (5) The documentary is about the strange habitats of a variety of
 - (a) jelly fish, frogs, spiders and weaver birds.
 - (b) jelly fish, weaver birds, snails and frogs.
 - (c) jellyfish, snakes, snails and weaver birds.

Learning point

Future events: next moment / in the evening / tomorrow / next week / in 2030 / in the future

Active voice

will + infinitive verb

The judges will ask you two questions.

Will the judges ask him two questions?

How many questions will the judges ask him?

The judges will *not* ask (won't ask) questions in the second round.

Passive Voice

will + be + past participle

You will be asked two questions (by the judges).

Will he be asked two questions (by the judges)?

How many questions will he be asked (by the judges)?

Questions will *not* be asked (won't be asked) in the second round (by the judges).

Activity 6 Grammar

Change the following sentences into passive voice. Omit the doer if it is not necessary.

1. The Head Prefect will give the welcome speech.
2. They will postpone the match if it rains.
3. They will probably translate his new book into a number of foreign languages.
4. The security guard will lock the gate.
5. When will they send my exam results?

Activity 7 Grammar

At the quiz competition, Nethula was asked to imagine that he was a candidate in the presidential election.

He was given the following topic to speak on

If you are elected as the president of the country ...

The following are some extracts from his speech.

Honourable panel of judges,

My main concerns are public property, environment and student population. So, if I am elected as the president of the country, the following **will be implemented** immediately.

First of all, strict laws **will be imposed** against those who acquire public property illegally because it has become a threat to the development of the country.

At the same time, the use of non-eco-friendly material **will be prohibited** because we have to take swift action to protect our environment.

Programmes **will be launched** immediately to make the public aware of the importance of saving our natural resources for the benefit of the future generations.

And also schools **will be given** additional facilities to improve the quality of the education they offer.

Imagine that you are going to speak on the same topic and write your own speech. Use similar structures as highlighted above.

Activity 8 Pre-reading

Discuss in your groups and answer.

1. What are the most essential necessities of man?
2. Why do people need shelter?
3. What are the forms of shelter used by the early man?

Activity 9 Reading

Read and answer the questions.

Food, clothing and shelter are the three most essential necessities of man. Since the beginning of human civilisation, human beings have used different types of shelter to shield themselves from the weather, to protect themselves against wild animals and insects, and as a place to rest. In the prehistoric era, man made use of what was found in the natural environment for shelter. Trees, for example, provided him with protection against the heat of the sun, the cold in the winter and the rain. Trees also protected man against animals that could not climb up trees. Later, man shifted to caves for shelter, which provided greater protection against extreme weather conditions. However, they offered less protection against wild animals.

Gradually, man learnt to build a shelter of his own to protect himself. It is believed that man initially made use of bones, stones and even parts of trees to build his shelter. **Later**, man learnt to use materials like earth which was dried in the sun to form clay blocks. **Then**, he understood that the blocks of clay became stronger when they were burnt and dried. Man has since then been using different types of material to build houses, including artificially created material. **As a result**, houses, have changed in shape, form and even size. **However**, despite the development in the materials used for building houses, it is important to pay attention to the climatic factors

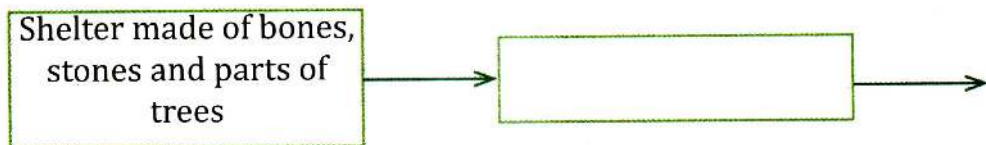
when building houses - for example, Inuit houses in the Arctic and houses built in different deserts.

Today, there are many kinds of houses in the world and they are called by different names such as cottage, villa, mansion, bungalow, thatched house, flat, etc., depending on the location, size, material used, facilities available, etc.

[A]

1. What kinds of materials were used by early man to build different forms of shelter?
2. According to the text, is it important to consider the climatic factors when building houses?
3. Name some of the types of houses found in the world.

[B] Design a flow chart to show the evolution of the different types of houses as given in the text.



[C]

1. Do you think that it is important to consider the climatic factors when building houses?
2. Take the houses of the Inuit as an example and explain the reason for your answer.

[D]

1. Read the text again and write the highlighted words in your book. Find the meaning of the highlighted words.
2. Fill in the blanks using the most suitable word.
 - a) People tend to consume a lot of junk food. they face a lot of health problems. (As a result / However)

- b) a baby learns to get up and walk. (Gradually / Later)
- c) It was raining heavily. they managed to reach the place on time. (However / Then)
- d) Ancient man lived in caves. they learnt to build houses on their own. (As a result / Later)
- e) He got low marks at the test. he realized he should work hard. (Later / Then)

Activity 10 *Sing and enjoy*

Home on the Range

Oh give me a home where the buffalo roam, (1)
 Where the deer and the antelope play,
 Where seldom is heard a discouraging word,
 And the skies are not cloudy all day.

Chorus: Home, home on the range,
 Where the deer and the antelope play,
 Where seldom is heard a discouraging word,
 And the skies are not cloudy all day.

Where the air is so pure, and the zephyrs* so free, (2)
 The breezes so balmy and light,
 That I would not exchange my home on the range,
 For all of the cities so bright.

The Red man was pressed from this part of the west, (3)
 He's likely no more to return,
 To the banks of the Red River where seldom if ever
 Their flickering campfires burn.

How often at night when the heavens are bright, (4)
 With the light from the glittering stars,
 Have I stood there amazed and asked as I gazed,

If their glory exceeds that of ours.

Oh, I love these wild flowers in this dear land of ours, (5)

The curlew I love to hear cry,

And I love the white rocks and the antelope flocks,

That graze on the mountain slopes high.

Oh give me a land where the bright diamond sand, (6)

Flows leisurely down in the stream;

Where the graceful white swan goes gliding along,

Like a maid in a heavenly dream.


Then I would not exchange my home on the range, (7)

Where the deer and the antelope play;

Where seldom is heard a discouraging word,

And the skies are not cloudy all day.

*I zefə(r) /



To listen to this song please go to....

<http://www.instamp3.me/download/home-on-the-range-allie-goertz.html>

Activity 11 Reading

Read the song again and answer the questions given below.

1. Mark True or False.
 - a) The singer loves the busy city life very much.
 - b) The singer prefers cloudy days.
 - c) The singer is going to move to a bright city.
 - d) The singer loves the scenic beauty of the antelope and buffaloes.

2. Match the words with their meanings.

word	meaning
a) zephyr	(i) a young woman
b) flickering	(ii) soft gentle wind
c) maid	(iii) come back
d) return	(iv) to burn or shine unsteadily

3. Fill in the blanks using the idea of the first verse.

“ I like to live in a place where the shines, roam freely and herds of and play happily. There should not be anythings or words.”

4. According to the 5th verse, what does the singer appreciate?
5. What is the gliding of the swan compared to in the 6th verse?
6. Pick rhyming words from the song.

e.g. :- play - day
7. Where do you prefer to live, in the countryside or in a city? Why? Write a paragraph.

8 Success through Creativity

Activity 1 - Act out

Three friends are talking about an exhibition that is going to be held in their school.



Lasith : I've just heard something **that** will make you all happy.

Abdul : What's it, Lasith?

Lasith : There's going to be an exhibition to mark the Environment Day, **which** falls next month.

Radha : Wow! Who told you?

Lasith : Samith, **whom** I met at the canteen a little while ago. You know, those **who** would like to take part in it should give their names to Ms. Sarojani Weerakoon, **who** is the teacher-in-charge of the Environment Society.

For free distribution

Digitized by Noolaham Foundation.
noolaham.org | aavanaham.org

Faraz : Where are they going to have it?

Lasith : In the school main hall, **where** we had a blood donation camp last month.

Radha : Let's present something at the exhibition, shall we?

Lasith : That would be great! We need to come up with something really good.

Radha : Yes. mmm....., what about upcycling?

Faraz : Upcycling? That's a term **which** I've never heard before!

Activity 2 Reading

Read the above conversation and answer the questions given below.

1. What is the event mentioned?
2. Who told Lasith about it?
3. Why is it being held?
4. What was held in the school main hall last month?
5. What does Radha suggest?

Learning point

Relative Pronouns

The highlighted words in the conversation are called relative pronouns.

	People (personal)	Things (non-personal)
subject	who, that	which or that
object	whom or that	which or that
possessive	whose	whose

▲ In addition, we use **where** with nouns that refer to a place and **when** with nouns that refer to a time.

▲ A relative clause, i.e. a clause that begins with a relative pronoun, gives us information about the noun that comes before it.

e.g. :- There's going to be an exhibition to mark the Environment Day, which falls next month.

▲ The underlined relative clause tells us something about the Environment Day.

▲ There are two types of relative clauses: defining relative clauses and non-defining relative clauses.

▲ We use a defining relative clause to indicate which particular person or thing we are talking about.

e.g. :- The boy who came first in the essay competition is in my brother's class.

▲ The relative clause **who came first in the essay competition** identifies the noun coming before it. In other words without the relative clause it would be unclear which boy is being talked about.

▲ We use a non-defining relative clause to give additional, non-essential information about a person or thing.

e.g. :- Our class teacher, who always comes to school early, is very kind and hardworking.

▲ The relative clause **who always comes to school early** merely gives some additional information about our class teacher. In other words, it is not essential for the sentence to be meaningful. It is important to remember that we should use a comma before a non-defining relative clause.

e.g. :- I borrowed this novel from Suresh, who lives down our lane.

▲ If the non-defining relative clause comes in the middle of the sentence we should use a comma both before it and after it.

e.g. :- Suresh, who reads a lot, loves learning new words.

▲ We do not use the relative pronoun **'that'** with non-defining relative clauses.

Activity 3 Grammar

Fill in the blanks with the relative pronouns given in the box.

who, which, whom, whose, where, when

- 1) A surgeon is a doctor performs operations.
- 2) A thermometer is an instrument is used to measure temperature.
- 3) Nisam, is one of my close friends, rang me yesterday.
- 4) I've got a cousin hobby is gardening.
- 5) Tell me a time we can meet.
- 6) It's an old movie title I have forgotten.
- 7) The factory my uncle works is going to close down.
- 8) My friend Ravi, we met at the library yesterday, reads at least two books every month.

Activity 4 Grammar

Add commas where necessary. (Remember not all sentences need them.)

- 1) This is the dictionary which I bought yesterday.
- 2) My youngest brother who is in grade four can sing well.
- 3) The children's film 'Handaya' which was directed by Titus Totawatte won an international award.
- 4) Do you know the boy who is standing near the gate?
- 5) Rice which is grown in many Asian countries is the staple food of Sri Lanka.
- 6) Sujitha whose father works in an embassy has a large collection of foreign stamps.
- 7) The rice which we had for lunch today was very good.

- 8) Sujitha is the girl whose father works in an embassy.
- 9) Show me the place where the accident took place.
- 10) Raj likes visiting Bandarawela where his uncle has a small tea factory.

Activity 5 *Reading*

Upcycling - 'Turning Trash into Treasure'

Can you remember the last time you dropped an empty yoghurt pot in a litter bin or threw away that cardboard box that your pair of shoes came in? When you were disposing of them, did you pause for a second to think that you might have found some creative use for them? For example, you could well have made a lovely vase with the empty yoghurt pot. That is what is known as upcycling: the process of turning old or disposable materials into something useful and often beautiful.


Upcycling can be beneficial in many ways. To begin with, it gives us the opportunity to tap into our capacity for creative thinking, which, in turn, could help us to cultivate new and useful hobbies. It can also be seen as a good way of saving money and of being thrifty as we think of new uses for things which we would otherwise simply throw away. This, in turn, helps keep the environment clean and beautiful. Furthermore, upcycling may provide people with opportunities for self-employment.

Read the passage and answer the questions.

- 1) What is upcycling?
- 2) What may be converted into a vase?
- 3) Name two advantages of upcycling.
- 4) Find two relative pronouns used in the passage.
- 5) Find words in the passage which mean much the same as the following:
 - a) advantageous:
 - b) recall:
 - c) a set of steps for doing or making something:

Activity 6 *Listening*

You will hear an announcement about the winners of an upcycling competition. Listen to it and write numbers from 1 to 5 under the relevant pictures in the order the winners have won the places.



(A)




(B)



(C)



(D)



(E)

Activity 7 *Speaking*

Imagine that the upcycling competition was held in your school. Conduct an interview with the leader of a winning team.

Use question words such as what, how, when, who, why, how long, etc.

e.g. :- “Congratulations on winning the place in the upcycling competition. Your creation was truly amazing. How did you get this idea, in the first place?”

Activity 8 *Writing*

Decide on some object that you can upcycle into something better or more beautiful. Write a set of instructions to show how to do it.

The Greatest Wealth 9

Activity 1 - Act out

Once there was a kind and generous king. He looked after his people well. His people, in return, loved him and worked hard to build the country. Their country was very prosperous.



Unfortunately, as time passed, the king became lazy. He ate a lot of unhealthy food and wasted his time on trivial things. He hated doing routine exercises usually expected of kings. Soon, he became overweight and fell sick often. The king, who had once been active and energetic, was now lethargic and unhappy.


Oh! It's so hard to walk. I feel really tired.



It looks like our king has become a real lazy bones.

I'm worried about His Majesty's health.

So am I. Doesn't he listen to anybody?



No, he doesn't.

One day.....

Your Majesty, a wise man has come to our country. He claims he can cure any sickness.



That's good news. Ask him to come to the palace.

Can you please come to the palace to see our king, who's not well?



I'm sorry I can't. If the king comes to me, I will cure him. But you have to make sure that he walks all the way here. Otherwise my treatments won't work.

Next day, the king visited the wise man. It was a long walk to the wise man's house.

Can you cure me?

Yes, I can. But I need to find a rare herb to prepare the cure for you. Could you please come tomorrow?

Do you want me to walk all this way again?



Yes. Don't worry. My medicine will soon make you better. Er, one other thing, Your Majesty. You have to eat more fruit and vegetables and cut down on sugar. It will speed up your recovery.


For thirty days, the wise man made the king walk from the palace to his hut saying on each day that he had not yet found the herb for the cure. Gradually, with all the exercise, the king began to lose weight and feel better. On the thirty first day

Are you feeling any better now, Your Majesty?

Yes, I am. I've lost a lot of weight and I can move easily now.

Yes, indeed. The greatest wealth is health. Thank you for making me realize it.

Your Majesty, your unhealthy lifestyle made you ill and unhappy. All your riches will be useless if you are not healthy..



Number the sentences in the correct order to form the story.

- a. Once upon a time there was a kind- hearted king. [1]
- b. He ruled his country justly and his countrymen loved him. []
- c. One day, the king heard that a wise man who could cure any illness had come to his country. []
- d. The king asked his Chief Minister to bring the wise man to the palace. []
- e. Gradually, the king became lazy and neglected his duties spending most of his time eating and sleeping. []
- f. The wise man refused to come to the palace and said he would cure the king only if the king visited him. []
- g. The wise man asked the king to come back on the following day saying that he had to find a rare herb for the cure. []
- h. For thirty days, the wise man gave the same excuse and made the king walk back and forth from the palace to his hut. []
- i. As a result, he became overweight and sick. []
- j. As a result of the long walk, the king lost his excess weight and began to feel better. []
- k. Upon hearing this, the king decided to meet the wise man. []
- l. The king thanked the wise man for helping him to realize the value of good health. [12]

Activity 2 *Reading*

Find utterances taken from the picture story that are used to convey the given ideas.

- *e.g.* :- I also like him. - So do I
- I'm also worried about His Majesty's health. - _____
- Of course we are lucky to have such a great king. - _____
- I'm sorry, I can't come to the palace. - _____

- Yes, I can cure you. - _____
- Yes, I'm feeling better now. - _____

Activity 3 *Speaking*

This is a telephone conversation between Pavan and his uncle who is in Dubai. Complete it using the utterances in the box and practise it in pairs.

Uncle Ravi : Hello, Pavan. This is Uncle Ravi.

Pavan:

Uncle Ravi: I'm fine, thanks. How's everybody?

Pavan:

Uncle Ravi: Pavan, is grandpa at home? Can I speak to him, please?

Pavan:

Uncle Ravi: No, it's okay. How is he? I hope he's in good health?

Pavan:

Uncle Ravi: Good! He needs exercises as well. Pavan, why don't you encourage him to take a short walk in the evenings? Perhaps you can accompany him.

Pavan:

Uncle Ravi: Thanks, son. Say hello to everybody for me and, er, tell grandpa that I called. I'll call him again tomorrow if I have time.

Pavan:

Uncle Ravi: Bye!

- We're all fine, thanks.
- Hi uncle, how are you?
- Yes, he's fine. He takes his medicine regularly and he is very careful with his diet.
- I'll tell him, Uncle Ravi. Bye!
- Grandpa is taking a nap. Shall I wake him up?
- Sure. That'd be fun.

Activity 4

Read the given utterances and do activity 3 in the workbook unit 9.

If we do regular exercises, we will be healthy.

If it rains, we will get wet.

If you drink a lot of milk, you will have strong bones and teeth.



If you eat a lot of sweets, you will become overweight.

If you get wet, you will catch a cold.

If I go to the pharmacy, I will buy a roll of bandage.

Learning point

Conditional Sentences Type 1

Type 1 conditional sentences are used to refer to:

- actions that are likely to happen (**realistic situations**)

The result will happen only if the condition is fulfilled.

Form:

If clause (condition)

Main clause (result)

If + **simple present tense**,

simple future tense

If I go to the pharmacy,

I will buy a roll of bandage.

If the if - clause comes first, you should use a comma to separate the two clauses.

The main clause can come before the if clause.

When this happens, we do not use a comma to separate the two clauses.

- *I will buy a roll of bandage if I go to the pharmacy.*

Activity 5 Grammar

Refer to the table and build conditional sentences. Make the necessary punctuation and capitalization changes.

If	I find your book	I will bathe at the hot water springs
	I visit Trincomalee	I will bring it to you
	it doesn't rain today	they will call off the match
	it rains today	they will be the champions
	Ruwani comes to school today	the teacher will give her a role in the play
	our team wins the match today	I will water the plants

e.g. :- If I find your book, I will bring it to you.

Activity 6 Writing

Use your own ideas and complete these clauses to form conditional sentences.

1. If I'm hungry,
2. If my friend Ram visits me,
3. if you don't study hard.
4. If Sachini catches the 6 o'clock train,
5. If they like the house,
6. I will make some tea
7., I will tidy up the room.

Learning point

Conditional Sentences Type 2

Type 2 conditional sentences are used when the action or situation in the if-clause is

1. unlikely to happen

e.g. :- If I saw a robbery, I would call the police.

or

2. contrary to fact i.e. the opposite of the real situation.

e.g. :- If I knew his phone number, I would give him a call.

(real situation - I don't know his phone number.)

Form:

If clause (condition)

Main clause (result)

If + simple past tense,

would + verb

- ***It is important to remember that although the past tense is used in the if-clause, (knew/saw) the meaning is either present or future, NOT past.***

The main clause can come before the if clause.

e.g. :- I would give him a call if I knew his phone number.

or

If I knew his phone number, I would give him a call.

- **'Were' can be used with any subject (PLURAL OR SINGULAR).**

e.g. :- If I were a bird, I would fly around the world.

If he were here, he would help us.

- *However, nowadays people tend to use 'was' with singular subjects.*

e.g. :- If I was a bird, I would fly around the world.

If he was here, he would help us.

Activity 7 *Grammar*

Match the clauses and form meaningful sentences.

- | | |
|--|---|
| • If I knew Sahan's address, | if I had more time. |
| • I would sail around the world | there would be more vehicles on the road. |
| • If today was Monday, | if the earth suddenly stopped spinning? |
| • I would learn to play a musical instrument | the crops would grow better. |
| • If we had more rain, | if I had a ship. |
| • If my uncle had a motorbike, | he would take me for a ride. |
| • What would happen | I would send him a birthday card. |

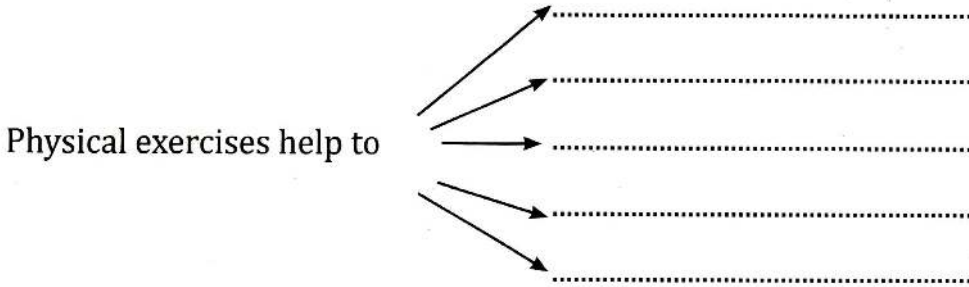
Physical Fitness and the Value of Exercise

Physical fitness refers to being healthy in body. Being physically fit gives us the ability to engage in daily activities and sports without being unduly tired. Together with nutrition, rest and relaxation, physical exercises also play a major role in determining the level of a person's physical fitness.

There are many ways that exercises help us to be healthy. When we exercise, we burn calories and when we burn calories regularly, we do not become overweight. Thus, exercising is very useful in maintaining a healthy weight. It also helps to improve heart and lung health besides increasing our energy levels. Another advantage is that regular physical exercises also contribute to preventing illnesses. Exercising brings down unhealthy cholesterol levels and minimises the risk of heart disease. Apart from that, when you are physically active, you sleep better at night. A good night's sleep relaxes and rejuvenates your body. As a result, you feel refreshed and stress-free.

In modern society, addiction to television, smart phones and computers tends to keep people away from physical activities. This is very harmful to our health. Contrary to what some may believe, exercising does not have to be tedious or monotonous. It does not have to be merely stretching, running or lifting weights. It can be an enjoyable activity such as hiking, swimming, cycling or dancing. You can turn it into a social event which you can enjoy with your friends. This way it will boost not only your physical well-being but your mental well-being too.

1. Read the text and complete the diagram.



2. Find synonyms for these words from the text.

dull :

restore :

reduce :

3. Find words from the text that have opposite meanings to these words.

useless :

healthy :

disadvantage:

Activity 9 *Reading and Writing*

STEP 1

Read the given short descriptions.

We touch many surfaces with our hands. Therefore it is important to wash our hands before and after eating and after using the toilet.

Immunization minimizes the risk of getting dangerous **diseases** like polio, diphtheria and tuberculosis. Getting yourself vaccinated at the right time is a must to prevent such diseases.

Diseases can spread through personal items like towels, combs, dining plates and drinking glasses. Therefore, they should not be shared with anybody.

Inactive lifestyle is **unhealthy**. Doing exercises **regularly** helps our bodies to be strong and healthy.

Vitamins give us immunity against **diseases**. Taking a balanced meal with plenty of fruit and vegetables helps us to fight diseases.

We need enough sleep to **restore** our bodies. Sleep also helps our bodies to grow and strengthen our memory.

STEP 2

Now rewrite the following jumbled sentences correctly.

- I. hands/wash/using/before/and/eating/toilet/after/the/and/after
e.g. :- Wash hands before and after eating and after using the toilet.
- II. don't/personal/such/towels/with/combs/share/belongings/as/others/and
- III. regularly/do/ to/be/and/healthy/strong/exercises/
- IV. diseases/get/dangerous/vaccinated/against.
- V. balanced/eat/plenty/with/meal/vegetables/a/fruit/of/and
- VI. sleep/get/enough

STEP 3

Dengue has become an epidemic in Sri Lanka due to our negligence. We have created unnecessary space for mosquitoes to breed excessively. Yet, with a little effort and commitment, we can get rid of this menace.

Write five instructions on "How to Prevent Dangerous Types of Mosquitoes from Breeding Rapidly". You may make use of the given vocabulary.

clean remove plant don't turn over
 throw gutters containers hold out
 leaves buckets plants such as Basil
 rainwater regularly repel mosquitoes environment

Learning point

Affixes

An affix is added to the beginning or the end of a word to form a new word.

e.g. :- healthy -unhealthy polite-impolite neat- neatness

prefixes

* added to the beginning of a word

un-happy unhappy
dis- advantage disadvantage
im - patient impatient

suffixes

* added to the end of a word

ful/fully - beauty	beautiful/beautifully
less - use	useless
ness - fit	fitness
ment - agree	agreement
ation/ ion -recommend	recommendation
ation/ ion - prevent	prevention
able - adore	adorable
ly - sad	sadly

- *Prefixes change the meaning of the word.*
- *Suffixes change the word class.*

forget (verb) → forgetful (adjective)
happy (adjective) → happiness (noun)
angry (adjective) → angrily (adverb)

Activity 10 Grammar & Vocabulary

Add the prefixes **un/dis/im/ in** to form the opposites of these words.

wrap	agree	connect
ability	possible	fold

Activity 11 Grammar & Vocabulary

Combine the words with the suitable affixes to form meaningful words.

un	tidy
dis	like
im	clear
	wanted
	mobile
	balance

hour	able
comfort	less
suit	ly
govern	ment
treat	ness
sweet	
tooth	

Activity 12 Grammar and Vocabulary

Complete each sentence using the word given in brackets in its correct form.

- The little puppy is (adore)
- The baby played (happy) with his toys.
- The two companies signed an (agree) yesterday.
- We still haven't found a (suit) actor for the character.
- Thank you for the books you lent me. They were very (use).

Activity 13 *Listening*

In this listening lesson you will hear a dialogue between a doctor and a patient. Listen to it and select the correct answer.

1. The patient's symptoms are
 - a) a sore throat, a headache and a runny nose.
 - b) stomach ache, vomiting and a skin rash.
2. The patient has
 - a) high fever.
 - b) no fever.
3. The patient has had the symptoms for
 - a) a week.
 - b) two days.
4. The patient should take the medicine times a day.
 - a) two
 - b) three
5. The patient should drink
 - a) plenty of water and other fluids.
 - b) only a glass of water at a time.

Activity 14 *Speaking*

Look at the picture and prepare a short description about the picture of the hospital. Present your description to the class. You may use the vocabulary given below.

admissions
 OPD/Out Patients Department
 wards nurse doctor
 wheelchair line/queue trolley
 helping stethoscope pushing
 kneeling



Activity 15 *Writing*

Write a small description about the picture of the hospital using the vocabulary given above.

Be Happy, be Bright, **10** be You!

Activity 1 - Act out

The teacher has given the students an application form to fill in the three optional subjects that they hope to study in grade ten. Nisali and her friends are discussing the optional subjects they hope to select.

- Kalani :** When do we hand over the application?
- Nisali :** On or before the 15th. Have you decided on the three subjects you want to follow?
- Kalani :** Oh, that's the hardest decision. I don't know what to choose.
- Amali :** Me neither. I like almost all these subjects.
- Raju :** Come on! You can only select three.
- Nisali :** Mmm... I'm going to select English Literature. I like it.
- Amali :** I like it too but my mother wants me to do Art.
- Raju :** That's a good decision. I've seen your drawings and they are quite good.
- Amali :** Oh! Thank you, Raju.
- Kalani :** Can I change the subjects once I have selected them? I mean if they're too difficult for me?
- Nisali :** No. I don't think so.

- Amali :** Shouldn't we discuss this with our parents before we make a decision?
- Kalani :** Yes, we should.
- Raju :** Hey, what's this? Do you know anything about Design and Technology?
- Nisali :** Design and Technology? It's the first time I've heard of it.
- Raju :** Let's meet our teacher and ask her. She's sure to know about it.

Activity 2 *Reading*

Read the conversation and answer the questions.

1. What are the friends talking about?
2. How many subjects should they select?
3. Who likes English Literature?
4. What does Amali's mother want her to do?
5. Are they allowed to change the subjects they select?
6. Why is Raju going to meet the teacher?

Grammar

Raju met the teacher. The teacher wanted to know about their discussion. This is how Raju reported their conversation to the teacher.



"I'm going to select English Literature"



"Can I change the subjects once I have selected them?"



"My mother wants me to do Art"

Nisali said that she was going to select English Literature.
(Statement)

Kalani asked whether she could change the subjects once she had selected them. (Question)

Amali said that her mother wanted her to do Art. (Statement)

Learning point

Reported speech

If we report what another person has said, we usually do not use the speaker's exact words (direct speech), but we use reported speech (indirect speech). When reporting, the following changes can occur in the reported statement.

- *A backshift in the tense*

Present tense —→ *Past tense*

Past tense —→ *Past perfect tense*

Present perfect tense —→ *Past perfect tense*

Past perfect tense —→ *Past perfect tense*

- *A change in pronouns*
- *A change in time and place expressions*

Today —→ *that day*

Yesterday —→ *the day before / the previous day*

Last week —→ *the week before / the previous week*

Next week —→ *the following week*

Tomorrow —→ *the next day / the following day*

Now —→ *then*

Here —→ *there*

This —→ *that*

The structure of reporting is a little different depending on whether you report an imperative, a question or a statement.

Imperatives	
Type	Example
direct speech	"Amali, do Art."
reported speech	She told Amali to do Art.

Statements	
Type	Example
direct speech	"I like English Literature."
reported speech (no backshift)	She says that she likes English Literature.
reported speech (backshift)	She said that she liked English Literature.

Questions		
	Type	Example
Wh questions	direct speech	"When do we have to hand over the application?"
	reported speech	He asked when they had to hand over the application.
Yes/no questions	direct speech	"Can I change the subjects?"
	reported speech	She asked whether / if she could change the subjects.

Activity 3 Grammar

Write the following in reported speech.

1. The teacher said to us, "You need to select three optional subjects."
2. Farzana said to me, "I have to buy some stamps."
3. My parents said to me, "Don't get late."
4. Prathiba asked me, "Where did you go yesterday?"
5. Inura asked Mihiri, "Can you lend me your notes tomorrow?"

*Now complete activities 1 & 2 in Unit 10 of your workbook.

Activity 4 *Listening*

You are going to listen to a description of the favourite optional subjects selected by a group of students.

Listen to the description and label the graph in activity 3 of unit 10 of your workbook.

*Now complete activities 3 & 4 in unit 10 of your workbook.

Activity 5 *Reading*


But he did not give up...

At around 5:30 in the evening on December 10, 1914, a huge explosion broke out in West Orange, New Jersey. It happened in the famous inventor Thomas Edison's plant. In no time most of the buildings were in flames. Although many fire departments rushed to the scene, the fire was too powerful to be put out quickly.

Edison's 24-year-old son Charles painfully watched the fire destroy his father's work. Edison calmly walked over to him. In a soft voice he told his son, "Go and call your mother and all her friends. They'll never see a fire like this again." When Charles objected, Edison said, "It's all right. We've just got rid of a lot of rubbish." Edison could have wept, yelled in anger, or locked himself in his house in a state of depression. But instead, he put on a smile and told his son to call his mother to enjoy the spectacle.

Later, at the scene of the blaze, Edison told one of the reporters, "Although I am over 67 years old, I'll start all over again tomorrow." He stuck to his word and immediately began the crucial task of rebuilding his plant.

The flames had destroyed years of priceless records and prototypes. But after just three weeks, with a loan from his friend Henry Ford, Edison got a part of the plant up and running again. His employees worked double shifts and set to work producing more than ever. Edison became a legend in history because he did not give up easily.



Activity 6 *Reading*

Read the passage 'But he did not give up' and answer the questions.

1. What happened on December 10, 1914?
2. Where did this incident happen?
3. What did Edison want his son and the reporter to do ?
4. What did Edison tell his son?
5. How did Edison react to the incident?
6. Who helped Edison with a loan?

Learning point

Classification of nouns

CONCRETE / ABSTRACT NOUNS:

- *Concrete nouns refer to physical things: people, objects, places, substances*
- *Abstract nouns refer to events, states, activities, occasions, etc.*

COUNT / MASS NOUNS:

- *Count nouns refer to things that can be counted, and so can have a plural form.*
table - tables
- *Mass nouns refer to substances, qualities, etc. that are not countable. Mass nouns normally have no plural form.*

However, the same noun may belong to both categories:

Her hair is brown. (mass noun)

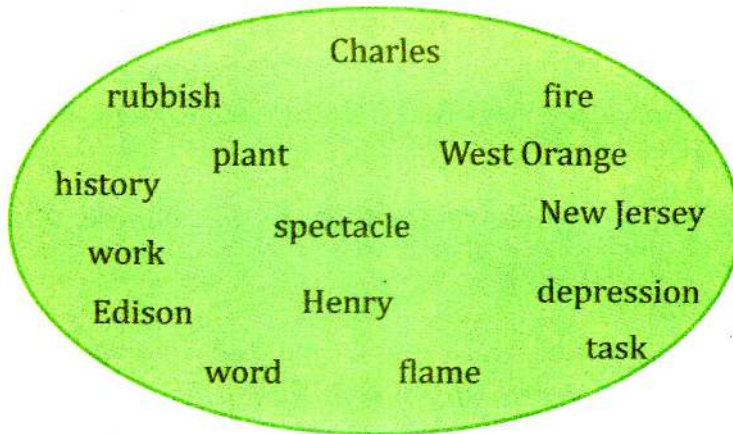
I found a hair in my soup. (count noun)

PROPER/COMMON NOUNS:

- *Proper nouns denote an individual person, place, etc. It generally has no plural form. A proper noun normally begins with a capital letter:*
Gayan, Eheliyagoda, Sri Lanka
- *Common nouns classify things into types. All the count and mass nouns discussed above are common nouns.*
dog, tree, water

Activity 7 Vocabulary

Write the following nouns taken from the passage in the correct column.



Common Nouns		Proper Nouns
Count Nouns	Mass Nouns	

*Now complete activity 5 in unit 10 of your workbook.


Activity 8 Reading

A Day without the Sun

Have you ever wondered how important the Sun is to us here on Earth? What would happen if the Sun suddenly disappeared?

The Sun is a star and it is the centre of our solar system. Everything in our solar system revolves around the Sun. Therefore, the Sun is **crucial** to life on Earth as well as to the existence of all the

other planets around us.



space in a straight line.

The Sun's immense mass draws all the other planets in the solar system towards it. Since the Earth and all the other planets are moving very fast through space, the Sun's presence keeps them moving around it. If the Sun were to suddenly disappear, the Earth and the other planets would continue their forward **motion**, and fly off into outer

So what would happen to us if the Sun suddenly went out? As light from the Sun takes eight and a half minutes to reach the Earth, we wouldn't notice it immediately but nine minutes later, we'd find ourselves in complete darkness.

As the Sun was illuminating the Moon, it too would disappear! The same would happen to many other celestial bodies in the sky, such as planets, which we see only because of the Sun's reflected light. They too would disappear in a similar **fashion** like the Moon.

Without the Sun's warmth, Earth would quickly become a much colder place. Fortunately, Earth retains **enough** heat fairly well, so humans would not **freeze** instantly. But within a year, the global surface temperature could drop well below -100° F! However, with time it will continue to drop to about -400° F.

Without the Sun's rays, all **photosynthesis** on Earth would stop. All plants would die and, eventually, all animals that rely on plants for food — including humans — would die, too. While some inventive humans might be able to survive on a Sun-less Earth for several days, months, or even years, life without the Sun would eventually prove to be impossible on Earth.

Activity 9 Reading

Match the paragraphs with the subheadings.

- No Sun, no light!
- Sun and other planets
- The Sun and its warmth
- Food without the Sun
- The star called the Sun
- The Sun and the Moon

*Now complete activity 6 in unit 10 of your workbook.

Activity 10 Pronunciation

Pronounce the following words taken from the passage 'A day without the Sun.'

/ʃ/
crucial
fashion
motion

/f/
enough
freeze
photosynthesis

Activity 11 Pronunciation

Copy this table and write three more words with similar sounds for each column. Compare your list with your friend's. Pronounce the words you have written.

/ʃ/			/f/		
crucial	fashion	motion	enough	freeze	photosynthesis

*Now complete activity 7 in unit 10 of your workbook.

Activity 12 *Reading*


Here is a story of two groups of people who had the courage and determination to overcome adversity through innovation.

They brought the sun down!

The villages of Rjukan, Norway, and Viganella, Italy, are both situated in deep valleys. The mountains around these valleys block the sun's rays from reaching the two villages for up to six months every year. Therefore, neither Rjukan nor Viganella enjoys the luxury of sunlight like we do. Can you imagine the lives of people in these villages without sunlight for almost six months?

This is how they have brightened their day.

To illuminate those darker winter months, the two villages have built huge mirrors that track the sun and reflect daylight downwards. Viganella completed its huge computer-controlled mirror in 2006. Rjukan also followed the same method, mounting a mirror that will reflect a 600 square metre (6,500 square foot) beam of sunshine into the town square below.



*Now complete activity 8 in unit 10 of your workbook.

Activity 13 *Writing*

Imagine you are the secretary of the New Inventors' Club of your school. You are planning to invite a university lecturer to deliver a speech on 'Using Solar Power Innovatively' to the members of the society. Write a notice to inform the members about this.

Include the following:

The event

Name of the guest speaker

Date and time

Venue

Who can participate/ attend

*Now complete activity 9 & 10 in unit 10 of your workbook.

Activity 14 *Writing*

Find information about people who overcame many hardships on their way to success.

Write a biographical sketch about one of them for your school wall newspaper.

e.g. :- Pabilis Silva

Abraham Lincoln

J. K. Rowling

Charles Dickens

Activity 15 *Reading*

Enjoy reading this poem and do the activities that follow.

Be Yourself

The world would like to change you;
There are pressures all around.
You must decide just who you are,
Then firmly hold your ground.

You have an image of yourself,
An ideal sense of you;
And to this vision you must always
Struggle to be true.

You know what you are good at,
And you know where talents lie;
But if you're ruled by others,
Your uniqueness could pass by.

Remember there is much to learn;
But all new things aren't good.
Wisdom lies in what you've learned
And what you have withstood.

So, be yourself and don't allow
The world to take control.
Preserving your identity
Is life's most precious goal.



Bruce B. Wilmer

Activity 16 Reading

1. How many stanzas are there in this poem?
2. Write down all the rhyming words.
3. List down five different pieces of advice given by the poet.
4. What is life's most precious goal according to the poet?
5. Find synonyms for the following words from the poem.
 - a. strictly
 - b. controlled
 - c. valuable

*Now complete activity 11 in unit 10 of your workbook.

Activity 17 Speaking

Game- Ten Questions.

The poet in BE YOURSELF says "All new things aren't good". Form groups and in your groups think of something in modern society which, you think, is not good for young children. Now, one member from your group will go in front of the class. The other students of the class must guess the item that you and your group discussed. The rest of the class can ask up to TEN questions from your group member about the name of the item that they have to guess.

e.g.:- Where can you find it?
What colour is it?
Who uses it most?

Please use this book, which you have received from the government, with care so that it can be used by another student next year.

School:.....

	Name of the Student	Grade	Class Teacher's Signature
2019			
2020			
2021			
2022			



ඉංග්‍රීසි සිසු පොත 9 ශ්‍රේණිය

2019/E/09/214/ 350,000

Printed by Noolaham Foundation.
noolaham.org | aavanaham.org

E.P.D. (SALES DIVISION)

P01



1030110

ENGLISH P.B. - GR 9

Rs.130.00