

# PERFORMANCE OVERVIEW

## GRADE 5 SCHOLARSHIP

### EXAMINATION

# 2013



Performances Greater than 100 Marks



**PROVINCIAL DEPARTMENT OF EDUCATION**

**NORTHERN PROVINCE**





**PERFORMANCE OVERVIEW**  
**GRADE 5 SCHOLARSHIP**

**GUIDANCE**

**MR.S.SELVARASA**

**PROVINCIAL DIRECTOR OF EDUCATION**

**DIRECTION**

**MR.K.BRATLEY JENART (DDE,PLANNING)**

**MR.K.MANIMARRPHAN ( ADE, PLANNING)**

**DOCUMENTATION**

**MR.K.VISHNUKANTHAN ( TEACHER RESOURCE )**

**MRS.T.RAJAHKUMAR ( TEACHER RESOURCE )**

***PROVINCIAL DEPARTMENT OF EDUCATION***

***NORTHERN PROVINCE***

***MARUTHANARMADAM, CHUNNAKAN***

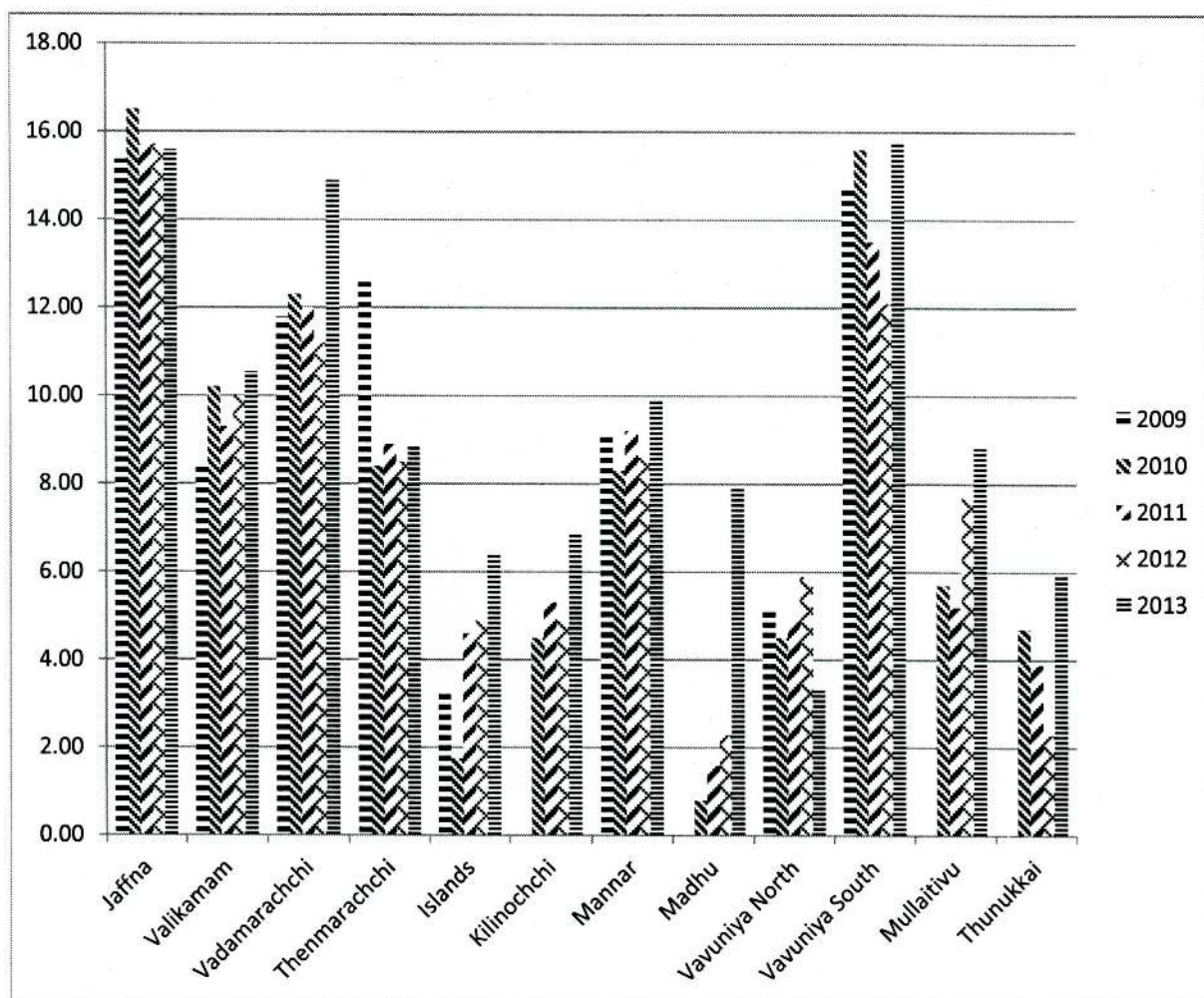
# CONTENTS

	Page No
1. Overall performance 2009-2013 (Pass percentages)	1
2. Performance of Candidates by Zone	2
3. Results of All Candidates by Marks Intervals Zone Wise	3-4
4. Results of Candidates Obtained below 50 by Marks intervals	5
5. Results of Candidates Obtained Marks between 51-100 by intervals	6
6. Results of Candidates Obtained Marks between 101-150 by intervals	7
7. Results of Candidates Obtained Marks between 151-200 by intervals	8
8. Performance of Candidates by Division	9-10
9. Results of All Candidates by Marks intervals Division wise	11-13
10. Result of the candidates obtained below 40 by marks intervals	14
11. Result of candidates obtained between 41-100 by intervals	15
12. Result of candidates obtained between 101 - 160 by intervals	16
13. Result of candidates obtained between 161 - 200 by intervals	17
14. School wise performance – Jaffna	18-20
15. School wise performance – Valikamam	21-25
16. School wise performance – Vadamarachchi	26-28
17. School wise performance – Thenmarachchi	29-30
18. School wise performance – Islands	31-32
19. School wise performance – Kilinochchi	33-36
20. School wise performance – Mannar	37-39
21. School wise performance – Madhu	40-41
22. School wise performance – Vavuniya North	42-44
23. School wise performance – Vavuniya South	45-47
24. School wise performance – Mullaitivu	48-49
25. School wise performance – Thunukkai	50-51
26. Best performance in Jaffna Districts	52
27. Best performance in Kilinochchi Districts	53
28. Best performance in Mullaitivu Districts	54
29. Best performance in Vavuniya Districts	55
30. Best performance in Mannar Districts	56



### Overall performance 2009-2013 (Pass percentages)

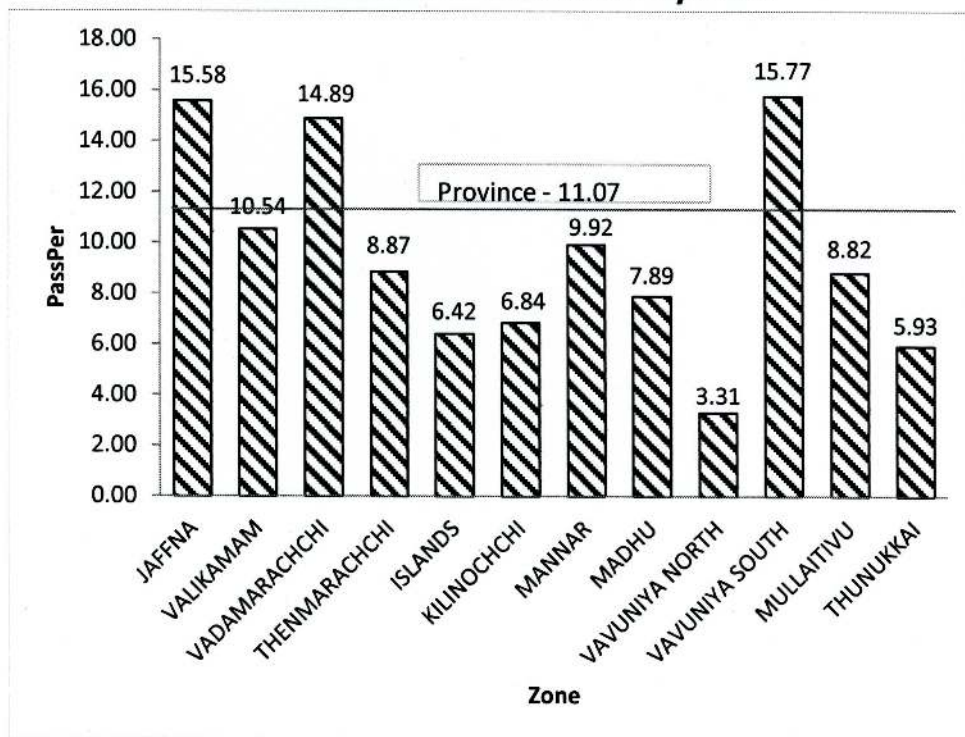
Zones	2009	2010	2011	2012	2013
Jaffna	15.36	16.50	15.70	15.70	15.58
Valikamam	8.40	10.20	9.30	10.00	10.54
Vadamarachchi	11.78	12.30	12.00	11.20	14.89
Thenmarachchi	12.57	8.40	8.90	8.50	8.87
Islands	3.33	1.75	4.60	4.90	6.42
Kilinochchi		4.50	5.30	4.90	6.84
Mannar	9.14	8.30	9.20	8.60	9.92
Madhu		0.80	1.60	2.30	7.89
Vavuniya North	5.10	4.50	4.90	5.90	3.31
Vavuniya South	14.78	15.60	13.50	12.10	15.77
Mullaitivu		5.7	5.20	7.70	8.82
Thunukkai		4.70	3.90	2.30	5.93
<b>Total</b>	<b>11.53</b>	<b>10.05</b>	<b>9.61</b>	<b>9.50</b>	<b>11.07</b>



### Performance of Candidates By Zone

Zone	No.Applied			No.Sat			Above Cut off Mark			Pass Percentage
	M	F	Total	M	F	Total	M	F	Total	
JAFFNA	1484	1443	2927	1434	1422	2856	219	226	445	15.58
VALIKAMAM	1482	1460	2942	1453	1422	2875	153	150	303	10.54
VADAMARACHCHI	866	823	1689	836	809	1645	127	118	245	14.89
THENMARACHCHI	457	464	921	448	454	902	37	43	80	8.87
ISLANDS	362	375	737	351	366	717	27	19	46	6.42
KILINOCCHI	1184	1197	2381	1152	1172	2324	74	85	159	6.84
MANNAR	723	720	1443	690	701	1391	68	70	138	9.92
MADHU	200	232	432	191	227	418	13	20	33	7.89
VAVUNIYA NORTH	251	273	524	247	267	514	8	9	17	3.31
VAVUNIYA SOUTH	1053	1112	2165	1017	1088	2105	144	188	332	15.77
MULLAITIVU	595	588	1183	544	556	1100	57	40	97	8.82
THUNUKKAI	287	300	587	279	294	573	13	21	34	5.93
Province	8944	8987	17931	8642	8778	17420	940	989	1929	11.07

### Performance of Candidates By Zone

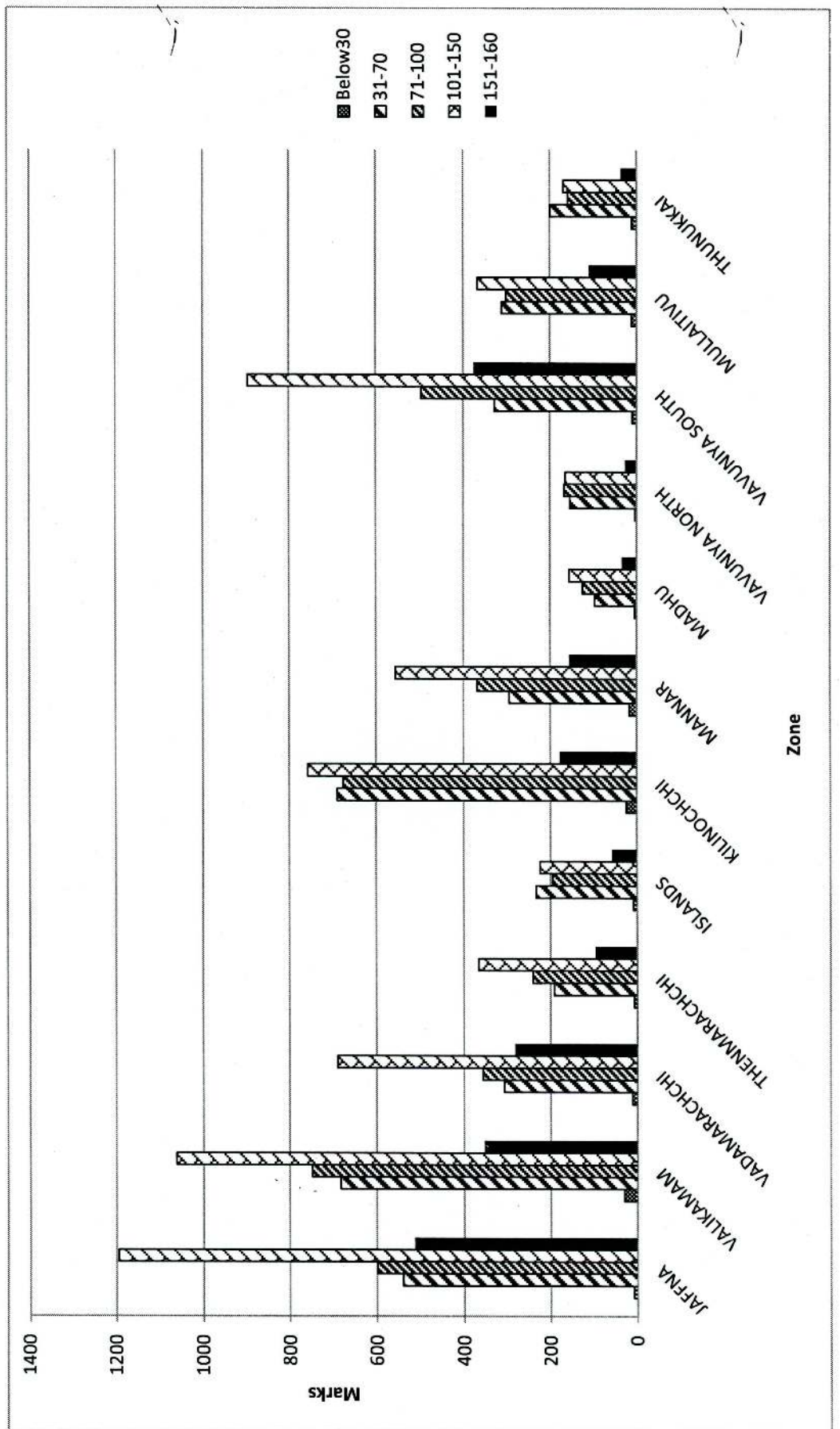




**Results of All Candidates by Marks Intervals- Zonalwise**

Zone	No. Applied			No. Sat			Below 30			31-70			71-100			101-150			151-200		
	M	F	Total	M	F	Total	M	F	Total	M	F	Total	M	F	Total	M	F	Total	M	F	Total
JAFNA	1484	1443	2927	1434	1422	2856	4	4	8	325	215	540	297	302	599	559	636	1195	249	265	514
VALIKAMAM	1482	1460	2942	1453	1422	2875	19	11	30	389	293	682	360	388	748	505	557	1062	179	174	353
VADAMARACHCHI	866	823	1689	836	809	1645	7	4	11	188	119	307	186	170	356	316	373	689	142	140	282
THENMARACHCHI	457	464	921	448	454	902	6	1	7	113	78	191	116	125	241	168	198	366	45	52	97
ISLANDS	362	375	737	351	366	717	6	2	8	139	94	233	79	115	194	96	128	224	34	24	58
KILINCHCHI	1184	1197	2381	1152	1172	2324	17	7	24	413	276	689	323	353	676	319	438	757	80	98	178
MANNAR	723	720	1443	690	701	1391	10	7	17	173	121	294	195	173	368	239	317	556	73	83	156
MADHU	200	232	432	191	227	418	0	4	4	54	44	98	51	75	126	72	84	156	13	21	34
VAVUNIYA NORTH	251	273	524	247	267	514	2	1	3	86	68	154	65	102	167	84	80	164	12	14	26
VAVUNIYA SOUTH	1053	1112	2165	1017	1088	2105	8	2	10	180	148	328	233	263	496	420	476	896	175	200	375
MULLAITIVU	595	588	1183	544	556	1100	9	3	12	165	146	311	141	160	301	177	190	367	57	52	109
THUNUKKAI	287	300	587	279	294	573	4	7	11	116	83	199	64	94	158	76	93	169	16	20	36
Province	8944	8987	17931	8642	8778	17420	92	53	145	2341	1685	4026	2110	2320	4430	3031	3570	6601	1075	1143	2218

Results of All Candidates by Marks Intervals- Zonalwise





**Results of Candidates obtained below 50 by Marks intervals**

Zone	No. Applied			No. Sat			0_10			11_20			21_30			31_40			41_50		
	M	F	Total	M	F	Total	M	F	Total	M	F	Total	M	F	Total	M	F	Total	M	F	Total
	JAFFNA	1484	1443	2927	1434	1422	2856	1	0	1	2	1	3	1	3	4	39	23	62	74	46
VALIKAMAM	1482	1460	2942	1453	1422	2875	1	3	4	6	1	7	12	7	19	51	34	85	101	52	153
VADAMARACHCHI	866	823	1689	836	809	1645	0	0	0	1	1	2	6	3	9	19	12	31	61	32	93
THENMARACHCHI	457	464	921	448	454	902	0	0	0	1	1	2	5	0	5	17	6	23	22	15	37
ISLANDS	362	375	737	351	366	717	0	0	0	1	0	1	5	2	7	19	10	29	33	24	57
KILINOCHCHI	1184	1197	2381	1152	1172	2324	1	0	1	1	2	3	15	5	20	43	34	77	97	70	167
MANNAR	723	720	1443	690	701	1391	1	1	2	4	3	7	5	3	8	18	13	31	45	33	78
MADHU	200	232	432	191	227	418	0	0	0	0	2	2	0	2	2	10	10	20	15	5	20
VAVUNIYA NORTH	251	273	524	247	267	514	0	0	0	0	1	1	2	0	2	10	8	18	23	12	35
VAVUNIYA SOUTH	1053	1112	2165	1017	1088	2105	1	0	1	1	0	1	6	2	8	11	10	21	34	28	62
MULLAITIVU	595	588	1183	544	556	1100	0	0	0	2	0	2	7	3	10	22	13	35	44	30	74
THUNUKKAI	287	300	587	279	294	573	0	0	0	0	1	1	4	6	10	23	8	31	27	13	40
Province	8944	8987	17931	8642	8778	17420	5	4	9	19	13	32	68	36	104	282	181	463	576	360	936

**Results of Candidates obtained between 51-100 by Marks intervals**

Zone	No.Applied			No.Sat			51_60			61_70			71_80			81_90			91_100		
	M	F	Total	M	F	Total	M	F	Total	M	F	Total	M	F	Total	M	F	Total	M	F	Total
JAFFNA	1484	1443	2927	1434	1422	2856	91	69	160	121	77	198	87	89	176	104	114	218	106	99	205
VALIKAMAM	1482	1460	2942	1453	1422	2875	112	99	211	125	108	233	127	119	246	112	141	253	121	128	249
VADAMARACHCHI	866	823	1689	836	809	1645	55	34	89	53	41	94	58	54	112	69	53	122	59	63	122
THENMARACHCHI	457	464	921	448	454	902	40	19	59	34	38	72	40	53	93	45	46	91	31	26	57
ISLANDS	362	375	737	351	366	717	39	24	63	48	36	84	28	51	79	25	31	56	26	33	59
KILINCHCHI	1184	1197	2381	1152	1172	2324	133	78	211	140	94	234	123	128	251	91	116	207	109	109	218
MANNAR	723	720	1443	690	701	1391	48	33	81	62	42	104	54	57	111	75	65	140	66	51	117
MADHU	200	232	432	191	227	418	13	13	26	16	16	32	16	19	35	16	33	49	19	23	42
VAVUNIYA NORTH	251	273	524	247	267	514	26	21	47	27	27	54	28	32	60	19	33	52	18	37	55
VAVUNIYA SOUTH	1053	1112	2165	1017	1088	2105	65	52	117	70	58	128	75	65	140	80	98	178	78	100	178
MULLAITIVU	595	588	1183	544	556	1100	44	43	87	55	60	115	47	59	106	48	61	109	46	40	86
THUNUKKAI	287	300	587	279	294	573	30	33	63	36	29	65	22	37	59	23	35	58	19	22	41
Province	8944	8987	17931	8642	8778	17420	696	518	1214	787	626	1413	705	763	1468	707	826	1533	698	731	1429



**Results of Candidates obtained between 101-150 by Marks intervals**

Zone	No. Applied			No. Sat			101_110			111_120			121_130			131_140			141_150		
	M	F	Total	M	F	Total	M	F	Total	M	F	Total	M	F	Total	M	F	Total	M	F	Total
JAFFNA	1484	1443	2927	1434	1422	2856	101	120	221	111	125	236	107	123	230	133	136	269	107	132	239
VALIKAMAM	1482	1460	2942	1453	1422	2875	126	105	231	107	135	242	109	106	215	73	105	178	90	106	196
VADAMARACHCHI	866	823	1689	836	809	1645	59	59	118	63	66	129	60	81	141	64	90	154	70	77	147
THENMARACHCHI	457	464	921	448	454	902	42	37	79	35	38	73	38	46	84	30	37	67	23	40	63
ISLANDS	362	375	737	351	366	717	19	35	54	21	23	44	15	25	40	21	25	46	20	20	40
KILINOCHCHI	1184	1197	2381	1152	1172	2324	74	106	180	70	105	175	71	68	139	53	84	137	51	75	126
MANNAR	723	720	1443	690	701	1391	54	65	119	60	71	131	40	75	115	41	57	98	44	49	93
MADHU	200	232	432	191	227	418	19	29	48	22	18	40	16	16	32	10	14	24	5	7	12
VAVUNIYA NORTH	251	273	524	247	267	514	27	19	46	17	21	38	21	17	38	15	18	33	4	5	9
VAVUNIYA SOUTH	1053	1112	2165	1017	1088	2105	79	90	169	109	82	191	83	101	184	80	106	186	69	97	166
MULLAITIVU	595	588	1183	544	556	1100	35	52	87	49	43	92	24	39	63	33	28	61	36	28	64
THUNUKKAI	287	300	587	279	294	573	22	31	53	19	25	44	11	13	24	14	14	28	10	10	20
Province	8944	8987	17931	8642	8778	17420	657	748	1405	683	752	1435	595	710	1305	567	714	1281	529	646	1175

**Results of Candidates obtained between 151-200 by Marks intervals**


Zone	No. Applied			No. Sat			151_160			161_170			171_180			181_190			191_200		
	M	F	Total	M	F	Total	M	F	Total	M	F	Total	M	F	Total	M	F	Total	M	F	Total
JAFFNA	1484	1443	2927	1434	1422	2856	102	121	223	69	74	143	57	52	109	20	18	38	1	0	1
WALIKAMAM	1482	1460	2942	1453	1422	2875	72	93	165	69	51	120	29	25	54	8	4	12	1	1	2
WADAMARACHCHI	866	823	1689	836	809	1645	50	60	110	51	47	98	31	24	55	10	9	19	0	0	0
THENMARACHCHI	457	464	921	448	454	902	19	23	42	13	19	32	10	7	17	3	3	6	0	0	0
ISLANDS	362	375	737	351	366	717	14	14	28	17	9	26	2	1	3	1	0	1	0	0	0
KILINOCHCHI	1184	1197	2381	1152	1172	2324	35	52	87	24	26	50	15	17	32	6	2	8	0	1	1
MANNAR	723	720	1443	690	701	1391	33	39	72	20	23	43	17	18	35	3	3	6	0	0	0
MADHU	200	232	432	191	227	418	6	11	17	5	8	13	1	2	3	1	0	1	0	0	0
WAVUNIYA NORTH	251	273	524	247	267	514	4	9	13	5	3	8	2	1	3	1	1	2	0	0	0
WAVUNIYA SOUTH	1053	1112	2165	1017	1088	2105	65	71	136	57	73	130	41	42	83	10	13	23	2	1	3
MULLAITIVU	595	588	1183	544	556	1100	22	24	46	17	16	33	13	8	21	5	3	8	0	1	1
THUNUKKAI	287	300	587	279	294	573	8	11	19	3	7	10	4	2	6	1	0	1	0	0	0
Province	8944	8987	17931	8642	8778	17420	430	528	958	350	356	706	222	199	421	69	56	125	4	4	8



### Performance of Candidates by Division

Division	No.Applied			No.Sat			Above Cut off Mark			Pass Percentage	Rank
	M	F	Total	M	F	Total	M	F	Pass		
	Jaffna	552	455	1007	533	448	981	81	78		
Kopay	414	438	852	390	429	819	25	33	58	7.08	20
Nallur	518	550	1068	511	545	1056	113	115	228	21.59	1
Chankanai	437	378	815	436	369	805	34	23	57	7.08	20
Sandilipay	395	396	791	385	387	772	49	45	94	12.18	8
Tellippalai	287	298	585	274	285	559	28	31	59	10.55	11
Uduvil	363	388	751	358	381	739	42	51	93	12.58	7
Karaveddy	342	335	677	331	327	658	68	64	132	20.06	2
Maruthankerny	114	110	224	112	108	220	4	8	12	5.45	24
Point Pedro	410	378	788	393	374	767	55	46	101	13.17	6
Chavakachcheri	457	464	921	448	454	902	37	43	80	8.87	16
Delft	39	27	66	38	27	65	6	0	6	9.23	15
Karainagar	85	85	170	84	83	167	11	8	19	11.38	10
Kayts	82	109	191	81	107	188	6	2	8	4.26	30
Velanai	156	154	310	148	149	297	4	9	13	4.38	29
Kandawalai	208	243	451	201	236	437	15	10	25	5.72	23
Karachchi	664	625	1289	643	611	1254	54	68	122	9.73	13
Pallai	80	86	166	80	85	165	3	5	8	4.85	26
Poonakary	232	243	475	228	240	468	2	2	4	0.85	34
Mannar	519	507	1026	494	494	988	59	56	115	11.64	9
Musali	86	77	163	83	74	157	0	3	3	1.91	32
Nanattan	118	136	254	113	133	246	9	11	20	8.13	18
Madhu	60	78	138	58	76	134	2	6	8	5.97	22
Manthai West	140	154	294	133	151	284	11	14	25	8.8	17
Nedunckerney	99	107	206	97	104	201	1	1	2	1	33
Omanthai	152	166	318	150	163	313	7	8	15	4.79	27
Vavuniya South (Sinhala)	112	131	243	107	129	236	13	21	34	14.41	5
Vavuniya South (Tamil)	742	784	1526	719	767	1486	123	158	281	18.91	3
Vengalacheddikulam	199	197	396	191	192	383	8	9	17	4.44	28
Maritime Pattu	270	254	524	252	237	489	21	15	36	7.36	19
Puthukkudiyiruppu	325	334	659	292	319	611	36	25	61	9.98	12
Manthai East	61	65	126	58	64	122	1	5	6	4.92	25
Oddusuddan	145	147	292	140	143	283	4	8	12	4.24	31
Thunukkai	81	88	169	81	87	168	8	8	16	9.52	14
Province	8944	8987	17931	8642	8778	17420	940	989	1929	11.07	


Preformance of Candidates by Division





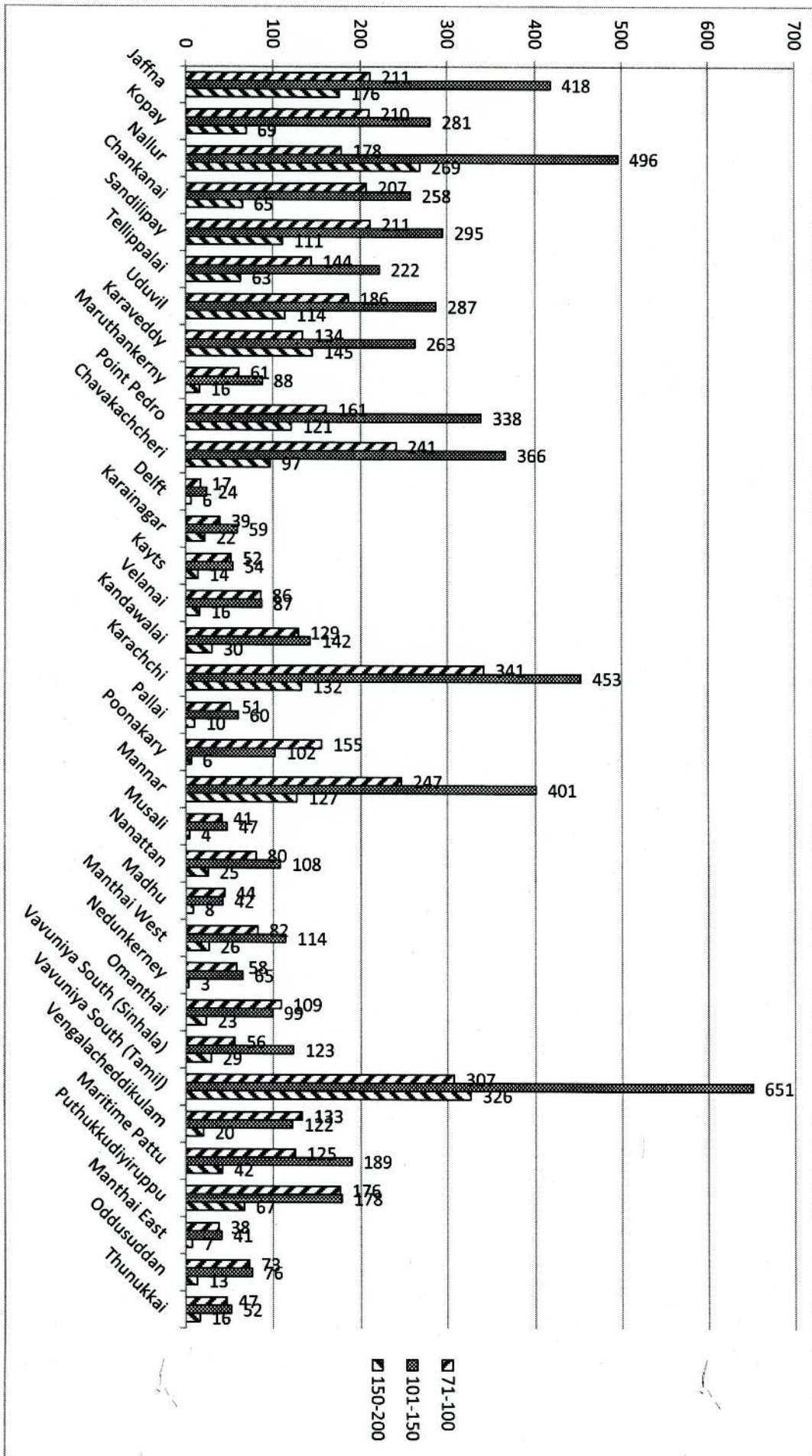
Division	No. Applied			No. Sat			Below 30			31-70			71-100			101-150			151-200		
	M	F	Total	M	F	Total	M	F	Total	M	F	Total	M	F	Total	M	F	Total	M	F	Total
Jaffna	552	455	1007	533	448	981	1	1	2	111	63	174	110	101	211	224	194	418	87	89	176
Kopay	414	438	852	390	429	819	3	3	6	152	101	253	99	111	210	108	173	281	28	41	69
Nallur	518	550	1068	511	545	1056	0	0	0	62	51	113	88	90	178	227	269	496	134	135	269
Chankanai	437	378	815	436	369	805	8	6	14	149	112	261	105	102	207	138	120	258	36	29	65
Sandilipay	395	396	791	385	387	772	3	1	4	79	72	151	110	101	211	137	158	295	56	55	111
Tellippalai	287	298	585	274	285	559	5	2	7	73	50	123	68	76	144	96	126	222	31	32	63
Uduvil	363	388	751	358	381	739	3	2	5	88	59	147	77	109	186	134	153	287	56	58	114
Karaveddy	342	335	677	331	327	658	1	0	1	58	57	115	72	62	134	126	137	263	74	71	145
Maruthankerny	114	110	224	112	108	220	1	0	1	34	20	54	33	28	61	38	50	88	6	10	16
Point Pedro	410	378	788	393	374	767	5	4	9	96	42	138	81	80	161	152	186	338	62	59	121
Chavakachcheri	457	464	921	448	454	902	6	1	7	113	78	191	116	125	241	168	198	366	45	52	97
Delft	39	27	66	38	27	65	0	0	0	13	5	18	4	13	17	15	9	24	6	0	6
Karainagar	85	85	170	84	83	167	1	0	1	24	22	46	20	19	39	26	33	59	13	9	22
Kayts	82	109	191	81	107	188	3	0	3	39	26	65	17	35	52	16	38	54	8	6	14
Velanai	156	154	310	148	149	297	2	2	4	63	41	104	38	48	86	39	48	87	7	9	16
Kandawalai	208	243	451	201	236	437	2	1	3	66	67	133	65	64	129	52	90	142	16	14	30
Karachchi	664	625	1289	643	611	1254	3	2	5	208	115	323	173	168	341	201	252	453	58	74	132
Pallai	80	86	166	80	85	165	1	0	1	30	13	43	23	28	51	22	38	60	4	6	10
Poonakary	232	243	475	228	240	468	11	4	15	109	81	190	62	93	155	44	58	102	2	4	6
Mannar	519	507	1026	494	494	988	6	2	8	117	88	205	129	118	247	179	222	401	63	64	127
Musali	86	77	163	83	74	157	4	5	9	38	18	56	24	17	41	16	31	47	1	3	4
Nanattan	118	136	254	113	133	246	0	0	0	18	15	33	42	38	80	44	64	108	9	16	25
Madhu	60	78	138	58	76	134	0	2	2	20	18	38	15	29	44	20	22	42	2	6	8
Manthai West	140	154	294	133	151	284	0	2	2	34	26	60	36	46	82	52	62	114	11	15	26
Nedunckerney	99	107	206	97	104	201	0	1	1	40	34	74	20	38	58	35	30	65	2	1	3
Omanthai	152	166	318	150	163	313	2	0	2	46	34	80	45	64	109	49	50	99	10	13	23
Vavuniya South (Sinhala)	112	131	243	107	129	236	3	0	3	13	12	25	28	28	56	50	73	123	13	16	29
Vavuniya South (Tamil)	742	784	1526	719	767	1486	4	1	5	111	86	197	143	164	307	309	342	651	151	175	326
Vengalcheddikulam	199	197	396	191	192	383	1	1	2	56	50	106	62	71	133	61	61	122	11	9	20
Maritime Pattu	270	254	524	252	237	489	2	1	3	69	61	130	57	68	125	101	88	189	23	19	42
Puthukkudiyiruppu	325	334	659	292	319	611	7	2	9	96	85	181	84	92	176	76	102	178	34	33	67
Manthai East	61	65	126	58	64	122	0	0	0	21	15	36	16	22	38	19	22	41	2	5	7
Oddusuddan	145	147	292	140	143	283	3	3	6	67	48	115	27	46	73	35	41	76	6	7	13
Thunukkai	81	88	169	81	87	168	1	4	5	28	20	48	21	26	47	22	30	52	8	8	16
Province	8944	8987	17931	8642	8778	17420	92	53	145	2341	1685	4026	2110	2320	4430	3031	3570	6601	1075	1143	2218

Results of All Candidates by Marks Intervals- Division wise





Results of All Candidates by Marks Intervals - Division wise



**Results of Candidates obtained below 40 by Marks intervals**

Division	No. Applied			No. Sat			0_10			11_20			21_30			31_40		
	M	F	Total	M	F	Total	M	F	Total	M	F	Total	M	F	Total	M	F	Total
Jaffna	552	455	1007	533	448	981	1	0	1	0	0	0	0	1	1	9	6	15
Kopay	414	438	852	390	429	819	0	0	0	2	1	3	1	2	3	25	13	38
Nallur	518	550	1068	511	545	1056	0	0	0	0	0	0	0	0	0	5	4	9
Chankanaï	437	378	815	436	369	805	1	0	1	3	0	3	4	6	10	23	9	32
Sandilipay	395	396	791	385	387	772	0	0	0	0	0	0	3	1	4	7	10	17
Tellippalai	287	298	585	274	285	559	0	1	1	2	1	3	3	0	3	4	8	12
Uduvill	363	388	751	358	381	739	0	2	2	1	0	1	2	0	2	17	7	24
Karaveddy	342	335	677	331	327	658	0	0	0	1	1	2	1	0	1	8	6	14
Maruthankerny	114	110	224	112	108	220	0	0	0	0	0	0	1	0	1	0	0	0
Point Pedro	410	378	788	393	374	767	0	0	0	1	1	2	4	3	7	11	6	17
Chavakachcheri	457	464	921	448	454	902	0	0	0	1	1	2	5	0	5	17	6	23
Delft	39	27	66	38	27	65	0	0	0	0	0	0	0	0	0	1	1	2
Karainagar	85	85	170	84	83	167	0	0	0	0	0	1	1	0	1	5	2	7
Kayts	82	109	191	81	107	188	0	0	0	1	0	1	2	0	2	4	0	4
Velanai	156	154	310	148	149	297	0	0	0	0	0	0	2	2	4	9	7	16
Kandawalai	208	243	451	201	236	437	0	0	0	0	1	1	2	0	2	3	7	10
Karachchi	664	625	1289	643	611	1254	0	0	0	0	0	0	3	2	5	15	12	27
Pallai	80	86	166	80	85	165	0	0	0	0	0	0	1	0	1	1	1	2
Poonakary	232	243	475	228	240	468	1	0	1	1	1	2	9	3	12	24	14	38
Mannar	519	507	1026	494	494	988	1	0	1	2	0	2	3	2	5	12	11	23
Musalai	86	77	163	83	74	157	0	1	1	2	3	5	2	1	3	6	2	8
Nanattan	118	136	254	113	133	246	0	0	0	0	0	0	0	0	0	0	0	0
Madhu	60	78	138	58	76	134	0	0	0	0	2	2	0	0	0	2	6	8
Manthai West	140	154	294	133	151	284	0	0	0	0	0	0	0	2	2	8	4	12
Nedunkerney	99	107	206	97	104	201	0	0	0	0	1	1	0	0	0	6	6	12
Omanthai	152	166	318	150	163	313	0	0	0	0	0	0	2	0	2	4	2	6
Vavuniya South (Sinhala)	112	131	243	107	129	236	1	0	1	1	0	1	1	0	1	0	0	0
Vavuniya South (Tamil)	742	784	1526	719	767	1486	0	0	0	0	0	0	4	1	5	7	6	13
Vengalacheddikulam	199	197	396	191	192	383	0	0	0	0	0	0	1	1	2	4	4	8
Maritime Pattu	270	254	524	252	237	489	0	0	0	0	0	0	2	1	3	7	5	12
Puthukkudiyiruppu	325	334	659	292	319	611	0	0	0	2	0	2	5	2	7	15	8	23
Manthai East	61	65	126	58	64	122	0	0	0	0	0	0	0	0	0	1	3	4
Oddusuddan	145	147	292	140	143	283	0	0	0	0	0	0	3	3	6	17	2	19
Thunukkai	81	88	169	81	87	168	0	0	0	0	1	1	1	3	4	5	3	8
Province	8944	8987	17931	8642	8778	17420	5	4	9	19	13	32	68	36	104	282	181	463



Division	Results of Candidates obtained between 41-100 by intervals																	
	41_50			51_60			61_70			71_80			81_90			91_100		
	M	F	Total	M	F	Total	M	F	Total	M	F	Total	M	F	Total	M	F	Total
Jaffna	28	14	42	28	19	47	46	24	70	34	29	63	42	42	84	34	30	64
Kopay	31	22	53	45	28	73	51	38	89	31	36	67	29	37	66	39	38	77
Nallur	15	10	25	18	22	40	24	15	39	22	24	46	33	35	68	33	31	64
Chankanai	50	16	66	34	50	84	42	37	79	41	28	69	31	42	73	33	32	65
Sandilipay	11	16	27	31	17	48	30	29	59	33	27	60	37	30	67	40	44	84
Tellippalai	17	10	27	22	15	37	30	17	47	23	29	52	23	24	47	22	23	45
Uduvil	23	10	33	25	17	42	23	25	48	30	35	65	21	45	66	26	29	55
Karaveddy	13	13	26	19	17	36	18	21	39	20	17	37	31	19	50	21	26	47
Maruthankerny	13	8	21	12	5	17	9	7	16	11	8	19	13	11	24	9	9	18
Point Pedro	35	11	46	24	12	36	26	13	39	27	29	56	25	23	48	29	28	57
Chavakachcheri	22	15	37	40	19	59	34	38	72	40	53	93	45	46	91	31	26	57
Delft	3	0	3	3	2	5	6	2	8	1	6	7	0	6	6	3	1	4
Karainagar	5	5	10	4	3	7	10	12	22	9	7	16	3	6	9	8	6	14
Kayts	10	7	17	10	13	23	15	6	21	4	20	24	8	7	15	5	8	13
Velanai	15	12	27	22	6	28	17	16	33	14	18	32	14	12	26	10	18	28
Kandawalai	10	18	28	26	11	37	27	31	58	18	26	44	22	21	43	25	17	42
Karachchi	54	27	81	70	39	109	69	37	106	72	51	123	41	61	102	60	56	116
Pallai	10	2	12	5	4	9	14	6	20	9	11	20	7	7	14	7	10	17
Poonakary	23	23	46	32	24	56	30	20	50	24	40	64	21	27	48	17	26	43
Mannar	30	20	50	28	26	54	47	31	78	36	46	82	49	42	91	44	30	74
Musali	12	10	22	14	4	18	6	2	8	8	5	13	10	5	15	6	7	13
Nanattan	3	3	6	6	3	9	9	9	18	10	6	16	16	18	34	16	14	30
Madhu	4	2	6	7	4	11	7	6	13	6	7	13	4	11	15	5	11	16
Manthai West	11	3	14	6	9	15	9	10	19	10	12	22	12	22	34	14	12	26
Nedunkerny	11	8	19	9	7	16	14	13	27	11	11	22	6	15	21	3	12	15
Omanthai	12	4	16	17	14	31	13	14	27	17	21	38	13	18	31	15	25	40
Vavuniya South (Sinhala)	3	1	4	6	6	12	4	5	9	2	7	9	12	11	23	14	10	24
Vavuniya South (Tamil)	18	18	36	44	29	73	42	33	75	45	44	89	51	65	116	47	55	102
Vengalacheddikulam	13	9	22	15	17	32	24	20	44	28	14	42	17	22	39	17	35	52
Maritime Pattu	18	13	31	18	13	31	26	30	56	16	26	42	20	24	44	21	18	39
Puthukkudiyiruppu	26	17	43	26	30	56	29	30	59	31	33	64	28	37	65	25	22	47
Manthai East	5	3	8	7	5	12	8	4	12	7	8	15	5	8	13	4	6	10
Oodussuddan	14	7	21	16	21	37	20	18	38	8	20	28	10	16	26	9	10	19
Thunukkai	8	3	11	7	7	14	8	7	15	7	9	16	8	11	19	6	6	12
Province	576	360	936	696	518	1214	787	626	1413	705	763	1468	707	826	1533	698	731	1429



Division	Results of Candidates obtained between 101-160 by intervals																	
	101_110			111_120			121_130			131_140			141_150			151_160		
	M	F	Total	M	F	Total	M	F	Total	M	F	Total	M	F	Total	M	F	Total
Jaffna	45	34	79	49	42	91	50	45	95	43	33	76	37	40	77	30	33	63
Kopay	23	47	70	27	30	57	13	34	47	32	30	62	13	32	45	17	27	44
Nallur	33	39	72	35	53	88	44	44	88	58	73	131	57	60	117	55	61	116
Chankanai	32	28	60	31	35	66	32	20	52	21	18	39	22	19	41	11	22	33
Sandilipay	38	28	66	27	39	66	30	28	58	15	29	44	27	34	61	27	24	51
Tellipalai	24	21	45	17	32	49	22	24	46	17	33	50	16	16	32	15	14	29
Uduvil	32	28	60	32	29	61	25	34	59	20	25	45	25	37	62	19	33	52
Karaveddy	22	28	50	25	23	48	28	27	55	23	35	58	28	24	52	20	23	43
Maruthankerny	8	6	14	8	9	17	7	11	18	9	10	19	6	14	20	4	5	9
Point Pedro	29	25	54	30	34	64	25	43	68	32	45	77	36	39	75	26	32	58
Chavakachcheri	42	37	79	35	38	73	38	46	84	30	37	67	23	40	63	19	23	42
Delft	2	0	2	2	0	2	3	2	5	7	3	10	1	4	5	2	0	2
Karainagar	3	5	8	6	8	14	5	8	13	5	7	12	7	5	12	4	5	9
Kayts	5	15	20	5	7	12	2	8	10	1	6	7	3	2	5	3	6	9
Velanai	9	15	24	8	8	16	5	7	12	8	9	17	9	9	18	5	3	8
Kandawalai	14	21	35	11	17	28	7	21	28	9	13	22	11	18	29	7	7	14
Karachchi	39	54	93	44	65	109	48	36	84	36	50	86	34	47	81	25	40	65
Pallai	5	10	15	5	11	16	7	6	13	5	8	13	0	3	3	2	3	5
Poonakary	16	21	37	10	12	22	9	5	14	3	13	16	6	7	13	1	2	3
Mannar	36	40	76	42	51	93	31	57	88	33	39	72	37	35	72	28	26	54
Musali	3	11	14	7	6	13	4	6	10	2	5	7	0	3	3	1	2	3
Nanattan	15	14	29	11	14	25	5	12	17	6	13	19	7	11	18	4	11	15
Madhu	3	8	11	9	2	11	4	5	9	3	5	8	1	2	3	2	0	2
Manthai West	16	21	37	13	16	29	12	11	23	7	9	16	4	5	9	4	11	15
Nedunckerney	13	8	21	7	11	18	10	5	15	3	6	9	2	0	2	1	1	2
Omanthai	14	11	25	10	10	20	11	12	23	12	12	24	2	5	7	3	8	11
Vavuniya South (Sinhala)	9	11	20	11	13	24	12	16	28	12	17	29	6	16	22	3	8	11
Vavuniya South (Tamil)	58	58	116	77	57	134	58	69	127	59	82	141	57	76	133	56	58	114
Vengalacheddikulam	12	21	33	21	12	33	13	16	29	9	7	16	6	5	11	6	5	11
Maritime Pattu	22	20	42	30	22	52	11	18	29	18	11	29	20	17	37	12	11	23
Puthukkudiyiruppu	13	32	45	19	21	40	13	21	34	15	17	32	16	11	27	10	13	23
Manthai East	3	6	9	5	8	13	3	4	7	4	2	6	4	2	6	2	5	7
Oddusuddan	16	15	31	6	12	18	5	6	11	6	6	12	2	2	4	4	4	8
Thunukkai	3	10	13	8	5	13	3	3	6	4	6	10	4	6	10	2	2	4
Province	657	748	1405	683	752	1435	595	710	1305	567	714	1281	529	646	1175	430	528	958



Division	Results of Candidates obtained between 161-200 by intervals											
	161_170			171_180			181_190			191_200		
	M	F	Total	M	F	Total	M	F	Total	M	F	Total
Jaffna	18	27	45	28	23	51	10	6	16	1	0	1
Kopay	7	8	15	3	4	7	1	2	3	0	0	0
Nallur	44	39	83	26	25	51	9	10	19	0	0	0
Chankanai	17	5	22	6	2	8	2	0	2	0	0	0
Sandilipay	20	18	38	7	10	17	2	3	5	0	0	0
Tellippalai	12	13	25	2	4	6	2	0	2	0	1	1
Uduvil	20	15	35	14	9	23	2	1	3	1	0	1
Karaveddy	34	25	59	12	16	28	8	7	15	0	0	0
Maruthankerny	1	4	5	1	1	2	0	0	0	0	0	0
Point Pedro	16	18	34	18	7	25	2	2	4	0	0	0
Chavakachcheri	13	19	32	10	7	17	3	3	6	0	0	0
Delft	2	0	2	1	0	1	1	0	1	0	0	0
Karainagar	8	3	11	1	1	2	0	0	0	0	0	0
Kayts	5	0	5	0	0	0	0	0	0	0	0	0
Velanai	2	6	8	0	0	0	0	0	0	0	0	0
Kandawalai	5	4	9	3	3	6	1	0	1	0	0	0
Karachchi	18	20	38	11	11	22	4	2	6	0	1	1
Pallai	0	2	2	1	1	2	1	0	1	0	0	0
Poonakary	1	0	1	0	2	2	0	0	0	0	0	0
Mannar	16	22	38	16	14	30	3	2	5	0	0	0
Musali	0	0	0	0	1	1	0	0	0	0	0	0
Nanattan	4	1	5	1	3	4	0	1	1	0	0	0
Madhu	0	5	5	0	1	1	0	0	0	0	0	0
Manthai West	5	3	8	1	1	2	1	0	1	0	0	0
Nedunkerny	1	0	1	0	0	0	0	0	0	0	0	0
Omanthai	4	3	7	2	1	3	1	1	2	0	0	0
Vavuniya South (Sinhala)	6	6	12	3	2	5	1	0	1	0	0	0
Vavuniya South (Tamil)	47	63	110	37	40	77	9	13	22	2	1	3
Vengalacheddikulam	4	4	8	1	0	1	0	0	0	0	0	0
Maritime Pattu	8	5	13	3	3	6	0	0	0	0	0	0
Puthukkudiyiruppu	9	11	20	10	5	15	5	3	8	0	1	1
Manthai East	0	0	0	0	0	0	0	0	0	0	0	0
Oddusuddan	2	3	5	0	0	0	0	0	0	0	0	0
Thunukkai	1	4	5	4	2	6	1	0	1	0	0	0
Province	350	356	706	222	199	421	69	56	125	4	4	8

**School wise performance**

Zone	School Name	No. Applied			No. Sat			Above 70 Marks			Above 100 Marks			Above Cut off Mark		Pass Percentage		
		M	F	Total	M	F	Total	M	F	Total	M	F	Total	M	F			
		JAFFNA	ANAIPANTHY MERTHODIST MISSION VID.	41	13	54	40	13	53	37	13	50	32	10	42		5	1
JAFFNA	ARIYALAI SRIBARWATHY VID.	4	10	14	3	9	12	1	6	7	0	4	4	0	0	0	0	0
JAFFNA	ATCHELU METHODIST MISSION TAMIL MIXED SCHOOL	4	4	8	3	2	5	2	1	3	1	0	1	0	0	0	0	0
JAFFNA	ATCHELU SAIVAPRAGASA VIDYALAYAM	11	11	22	10	10	20	9	9	18	2	2	4	0	0	0	0	0
JAFFNA	ATCHUEVELY PRIMARY SCHOOL	42	41	83	41	41	82	26	33	59	14	18	32	3	5	8	9.76	
JAFFNA	ATCHUEVELY SARASWATHY VIDYASALAI	3	2	5	3	2	5	1	1	2	0	1	1	0	0	0	0	0
JAFFNA	ATTIYAR HINDU COLLEGE	11	8	19	11	8	19	9	7	16	4	5	9	1	0	1	5.26	
JAFFNA	AVARANGAL MAHAJAN VIDYALAYAM	6	7	13	6	5	11	3	1	4	2	1	3	0	0	0	0	0
JAFFNA	AVARANGAL NADARAJARAMALINGA VIDYALAYM	16	19	35	16	19	35	10	9	19	8	7	15	0	1	1	2.86	
JAFFNA	CHETTITHERU MMTMS	8	6	14	8	6	14	8	5	13	6	2	8	2	0	2	14.29	
JAFFNA	CHUNDUKKULI GIRLS COLLEGE	0	93	93	0	90	90	0	82	82	0	67	67	0	11	11	12.22	
JAFFNA	COLUMBUTHURAI HINDU M.V.	12	14	26	12	14	26	8	10	18	4	5	9	0	0	0	0	
JAFFNA	COLUMBUTHURAI ST. JOSEPH VID.	10	0	10	10	0	10	5	0	5	1	0	1	0	0	0	0	
JAFFNA	COLUMBUTHURAI THURAIAPPAN VID	7	3	10	7	3	10	7	2	9	5	2	7	0	0	0	0	
JAFFNA	ELAYATHAMBY HINDU VID.	5	3	8	5	3	8	3	1	4	2	1	3	0	0	0	0	
JAFFNA	HOLY FAMILY CONVENT	0	91	91	0	91	91	0	84	84	0	61	61	0	7	7	7.69	
JAFFNA	IDAIAKKADU M.V	9	10	19	9	10	19	6	9	15	4	8	12	2	2	4	21.05	
JAFFNA	IRUPALAI C.C.T.M.S	2	3	5	2	3	5	2	3	5	1	1	2	0	1	1	20	
JAFFNA	JAFFNA CENTRAL COLLEGE	78	0	78	78	0	78	65	0	65	50	0	50	15	0	15	19.23	
JAFFNA	JAFFNA HINDU LADIES' PRIMARY SCHOOL	0	113	113	0	113	113	0	112	112	0	96	96	0	23	23	20.35	
JAFFNA	JAFFNA HINDU PRIMARY SCHOOL	169	126	295	169	125	294	168	125	293	151	116	267	67	61	128	43.54	
JAFFNA	KALADDY MMTMS	3	0	3	2	0	2	1	0	1	1	0	1	0	0	0	0	
JAFFNA	KALVANKADU HTMS	25	12	37	25	12	37	22	12	34	18	9	27	2	1	3	8.11	
JAFFNA	KANTHARMADAM SAIVAPRAGASA VID.	2	2	4	2	2	4	1	0	1	0	0	0	0	0	0	0	
JAFFNA	KARANTHAN RAMUPPILLAI VID	19	14	33	19	14	33	17	11	28	13	8	21	3	1	4	12.12	
JAFFNA	KATHIRIPAY SUBRAMANIYA VIDYALAYAM	3	4	7	3	4	7	2	3	5	0	0	0	0	0	0	0	
JAFFNA	KODDADY NAMASIVAYA VID.	19	22	41	19	21	40	12	15	27	4	5	9	0	0	0	0	
JAFFNA	KOKUVIL EAST NAMAGAL VID.	5	5	10	5	5	10	4	3	7	2	3	5	0	0	0	0	
JAFFNA	KOKUVIL HINDU PRIMARY SCHOOL	89	74	163	89	73	162	87	72	159	74	70	144	24	21	45	27.78	
JAFFNA	KOKUVIL SRI GNANAPANDITHA VID.	8	5	13	8	5	13	5	3	8	2	2	4	0	0	0	0	



**School wise performance**

Zone	School Name	No.Applied			No.Sat			Above 70 Marks			Above 100 Marks			Above Cut off Mark			Pass Percentage
		M		Total	M		Total	M		Total	M		Total	M		Total	
		F			F			F			F			F			
JAFFNA	KOKUVIL SRI RAMAKRISHNA VID.	2	5	7	2	5	7	1	5	6	1	5	6	0	0	0	0
JAFFNA	KOKUVIL STATION CCTMS	7	7	14	7	7	14	7	6	13	6	3	9	0	0	0	0
JAFFNA	KOKUVIL WEST CCTMS	9	12	21	9	12	21	3	10	13	1	7	8	0	0	0	0
JAFFNA	KONDAVIL C.C.T.M.S.	11	9	20	11	8	19	9	6	15	6	6	12	2	0	2	10.53
JAFFNA	KONDAVIL HINDU M.V.	15	21	36	15	21	36	9	18	27	3	11	14	0	0	0	0
JAFFNA	KONDAVIL PARAMSOTHY VID	6	4	10	4	4	8	3	2	5	1	1	2	0	0	0	0
JAFFNA	KONDAVIL RAMAKRISHNA M.V	9	19	28	9	19	28	6	9	15	1	8	9	0	1	1	3.57
JAFFNA	KONDAVIL RCTMS	1	2	3	1	2	3	1	2	3	1	1	2	0	0	0	0
JAFFNA	KOPAY M.V	6	7	13	6	6	12	3	6	9	2	3	5	1	0	1	8.33
JAFFNA	KOPAY NAVALAR VID	28	25	53	27	25	52	21	23	44	16	19	35	2	3	5	9.62
JAFFNA	KOPAY NORTH RCTMS	5	7	12	4	7	11	0	4	4	0	1	1	0	0	0	0
JAFFNA	KOPAY SARAVANAPAVANANTHA VIDYALAYAM	8	5	13	8	5	13	8	5	13	6	5	11	0	2	2	15.38
JAFFNA	KOPAY SOUTH KANDVEL T.	10	7	17	10	7	17	3	4	7	3	3	6	0	0	0	0
JAFFNA	KOPAY SOUTH RCTMS	5	8	13	5	8	13	5	7	12	3	5	8	0	2	2	15.38
JAFFNA	MUTHUTHAMBY M.V.	8	10	18	8	10	18	5	7	12	2	2	4	0	0	0	0
JAFFNA	NALLUR ANANDA VID.	1	2	3	1	2	3	1	2	3	1	1	2	0	0	0	0
JAFFNA	NALLUR GNANOTHAYA VID.	7	1	8	6	1	7	3	1	4	0	0	0	0	0	0	0
JAFFNA	NALLUR HTMS	3	4	7	3	3	6	1	2	3	1	0	1	0	0	0	0
JAFFNA	NALLUR KASIPILLAI VID.	7	2	9	7	2	9	5	1	6	4	1	5	1	0	1	11.11
JAFFNA	NALLUR SOUTH SRI VIGNESWARA VID.	5	1	6	5	1	6	4	1	5	3	0	3	0	0	0	0
JAFFNA	NALLUR ST.BENEDICT RCTMS	30	32	62	30	32	62	29	30	59	23	21	44	7	5	12	19.35
JAFFNA	NALLUR STATION CCTMS	4	4	8	4	4	8	1	3	4	0	2	2	0	0	0	0
JAFFNA	NAVANTHURAI R.C.T.M.S	27	26	53	27	25	52	16	17	33	7	6	13	0	0	0	0
JAFFNA	NAVATKIRI AMTMS	10	14	24	10	14	24	1	8	9	0	4	4	0	0	0	0
JAFFNA	NAYANMARKADU MAHESESWARY VID	4	4	8	4	4	8	2	2	4	2	0	2	0	0	0	0
JAFFNA	NEERVELY CCTMS	1	6	7	1	6	7	1	5	6	0	4	4	0	0	0	0
JAFFNA	NEERVELY R.C.T.M.S	13	15	28	9	14	23	3	12	15	1	9	10	1	1	2	8.7
JAFFNA	NEERVELY SOUTH H.T.M.S	2	2	4	2	2	4	2	4	2	4	1	2	3	0	0	0
JAFFNA	OSMANIYA COLLEGE	26	8	34	24	7	31	11	4	15	4	2	6	0	0	0	0
JAFFNA	PASSAYOOR ST.ANTONY'S GIRLS' VID.	0	13	13	0	13	13	0	10	10	0	1	1	0	0	0	0



School wise performance

Zone	School Name	No. Applied			No. Sat			Above 70 Marks			Above 100 Marks			Above Cut off Mark			Pass Percentage
		M	F	Total	M	F	Total	M	F	Total	M	F	Total	M	F	Pass	
JAFFNA	PATHAMENI RATNESHWARY VID	6	0	6	6	0	6	3	0	3	1	0	1	0	0	0	0
JAFFNA	PERIYAPULAM M.V.	16	14	30	15	14	29	10	12	22	7	8	15	1	0	1	3.45
JAFFNA	POOMPUHAR GTMS	2	4	6	2	4	6	1	2	3	1	1	2	0	0	0	0
JAFFNA	PRAMESWARA VIDYALAYAM	6	10	16	6	10	16	6	9	15	6	7	13	1	2	3	18.75
JAFFNA	PUTHAKALADDY SRI VISHNU VIDYALAYAM	4	7	11	4	7	11	2	5	7	2	0	2	1	0	1	9.09
JAFFNA	PUTTUR HINDU PRIMARY SCHOOL	48	42	90	42	42	84	26	31	57	11	22	33	2	3	5	5.95
JAFFNA	PUTTUR MADIHE PANGNASEEKA VID	3	3	6	3	3	6	2	2	4	1	2	3	0	0	0	0
JAFFNA	PUTTUR MMTMS	4	2	6	3	1	4	1	0	1	0	0	0	0	0	0	0
JAFFNA	SANMARKA M.V	1	3	4	1	3	4	1	3	4	0	2	2	0	0	0	0
JAFFNA	SIRUPIDDY GTMS	7	9	16	7	9	16	1	3	4	0	1	1	0	0	0	0
JAFFNA	SIRUPIDDY HTMS	11	11	22	11	11	22	6	8	14	2	8	10	0	0	0	0
JAFFNA	ST JOHN'S COLLEGE	89	0	89	88	0	88	79	0	79	63	0	63	12	0	12	13.64
JAFFNA	ST PATRICK'S COLLEGE	110	0	110	108	0	108	92	0	92	67	0	67	8	0	8	7.41
JAFFNA	ST. CHARLES M.V.	21	20	41	18	20	38	7	13	20	3	5	8	0	0	0	0
JAFFNA	ST. JAMES GIRLS' SCHOOL	0	25	25	0	25	25	0	13	13	0	6	6	0	1	1	4
JAFFNA	ST. JAMES M.V.	23	0	23	18	0	18	7	0	7	5	0	5	0	0	0	0
JAFFNA	ST. JOHN BOSCOS VID.	93	117	210	92	116	208	92	116	208	90	113	203	46	59	105	50.48
JAFFNA	ST. MARY'S VID.	14	7	21	11	7	18	5	6	11	2	3	5	0	0	0	0
JAFFNA	ST. ROCHES VID.	10	5	15	8	5	13	5	2	7	2	0	2	0	0	0	0
JAFFNA	ST. THERESA'S GIRLS' COLLEGE	28	54	82	28	54	82	20	47	67	18	37	55	8	9	17	20.73
JAFFNA	THIRUNELVELY RCTMS	2	5	7	2	5	7	1	4	5	1	2	3	0	0	0	0
JAFFNA	THOPPU ARULNANTHI VID	1	7	8	1	7	8	0	6	6	0	2	2	0	0	0	0
JAFFNA	URELU GANESHA VID.	14	7	21	13	7	20	5	5	10	2	4	6	0	0	0	0
JAFFNA	URUMPIRAI RCTMS	13	8	21	13	8	21	8	6	14	6	2	8	0	0	0	0
JAFFNA	URUMPIRAI SAIVATAMIL VIDYALAYAM	50	52	102	43	51	94	22	40	62	11	25	36	1	3	4	4.26
JAFFNA	URUMPIRAI SANDROTHAYA VID	4	7	11	4	7	11	1	3	4	0	2	2	0	0	0	0
JAFFNA	UYARAPULAM M.M.T.M.S.	1	2	3	1	2	3	1	2	3	0	2	2	0	0	0	0
JAFFNA	VAN. NAVALAR M.V.	7	7	14	7	7	14	5	6	11	1	5	6	0	0	0	0
JAFFNA	VAN. SRIVAITHILINGAM VID.	8	8	16	8	8	16	7	7	14	5	2	7	1	0	1	6.25
JAFFNA	VATHARAWATTAI VIGNESWARA VIDYALAYAM	7	10	17	7	10	17	4	6	10	1	3	4	0	0	0	0



**School wise performance**

Zone	School Name	No.Applied			No.Sat			Above 70 Marks			Above 100 Marks			Above Cut off Mark			Pass Percentage
		M		Total	M		Total	M		Total	M		Total	M		Total	
		F			F			F			F			F			
VALIKAMAM	ALAVEDDY ARUNASALAM VIDYALAYAM	11	9	20	9	9	18	7	5	12	2	1	3	0	0	0	0
VALIKAMAM	ALAVEDDY NORTH A.M.T.M.SCHOOL	9	5	14	9	5	14	4	4	8	1	3	4	0	1	1	7.14
VALIKAMAM	ALAVEDDY SATHANANTHA VIDYALAYAM	3	5	8	3	5	8	1	3	4	1	1	2	0	0	0	0
VALIKAMAM	ALAVEDDY SEENANKALADY GNANODAYA VID	3	2	5	3	2	5	1	1	2	1	1	2	0	0	0	0
VALIKAMAM	ALAVEDDY SOUTH A.M.T.M.S	4	3	7	3	4	7	1	2	3	1	2	3	0	0	0	0
VALIKAMAM	ALAVEDDY SOUTH R.C.T.M SCHOOL	6	9	15	4	11	15	0	8	8	0	3	3	0	0	0	0
VALIKAMAM	ANAICODDAI BALASUBRAMANIYA VIDYALAYAM	9	6	15	9	5	14	3	2	5	2	0	2	0	0	0	0
VALIKAMAM	ANAIKODDAI A.M.T.M SCHOOL	5	14	19	5	14	19	3	7	10	3	5	8	0	0	0	0
VALIKAMAM	ANAIKODDAI R.C.T.M SCHOOL	19	16	35	19	16	35	12	11	23	6	6	12	1	1	2	5.71
VALIKAMAM	ARALY EAST A.M.T.M.SCHOOL	13	8	21	13	8	21	2	4	6	0	1	1	0	0	0	0
VALIKAMAM	ARALY HINDU COLLEGE	20	21	41	20	21	41	14	11	25	8	8	16	0	0	0	0
VALIKAMAM	ARALY MURUGAMOORTHY VIDYASALAI	8	15	23	6	14	20	2	4	6	1	1	2	0	0	0	0
VALIKAMAM	ARALY NORTH A.M.T.M SCHOOL	4	7	11	4	7	11	0	3	3	0	0	0	0	0	0	0
VALIKAMAM	ARALY SARASWATHY MAHA VIDYALAYAM	35	37	72	34	37	71	24	32	56	15	17	32	4	1	5	7.04
VALIKAMAM	ARALY VALLIAMMAI MEMORIAL VIDYASALAI	13	13	26	12	12	24	2	4	6	0	0	0	0	0	0	0
VALIKAMAM	ARUNODAYA COLLEGE	33	46	79	33	46	79	28	41	69	19	33	52	6	10	16	20.25
VALIKAMAM	CHANKANAI EAST VIGNESWARA VIDYASALAI	9	2	11	9	2	11	7	2	9	4	1	5	0	0	0	0
VALIKAMAM	CHANKANAI SIVAPRAGASA HINDU PRIMARY SCHOOL	35	21	56	35	20	55	19	14	33	10	9	19	1	0	1	1.82
VALIKAMAM	CHANKANAI STATION A.M.T.M SCHOOL	11	6	17	11	6	17	4	4	8	2	0	2	0	0	0	0
VALIKAMAM	CHULIPURAM AIKIYA SANGA SAIVA VIDYASALAI	37	29	66	37	29	66	30	24	54	17	12	29	1	1	2	3.03
VALIKAMAM	CHULIPURAM EAST A.M.T.M SCHOOL	9	4	13	9	4	13	7	4	11	5	3	8	0	0	0	0
VALIKAMAM	CHULIPURAM NORTH ARUMUGA VIDYALAYAM	4	4	8	4	4	8	2	2	4	2	2	4	0	1	1	14.29
VALIKAMAM	CHUNNAKAM R.C.T.M. SCHOOL	2	5	7	2	5	7	1	3	4	1	3	4	0	0	0	0
VALIKAMAM	CHUNNAKAM THIRUGNANASAMPANTHAR VIDYASALAI	4	5	9	5	4	9	3	3	6	2	2	4	0	0	0	0
VALIKAMAM	CHUNNAKAMAGESWARYVIDYASALAI	32	31	63	32	31	63	32	30	62	32	25	57	8	4	12	19.05
VALIKAMAM	DR.THANGAMMA APPAKUTTY KANISTA VID.	29	20	49	29	20	49	27	17	44	21	13	34	4	4	8	16.33
VALIKAMAM	EALALAI SRIMURUGAN VIDYALAYAM	20	23	43	20	22	42	14	15	29	5	6	11	2	0	2	4.76
VALIKAMAM	EARLALAI SOUTH A.M.T.M.S.	6	8	14	7	7	14	7	6	13	7	3	10	0	1	1	7.14
VALIKAMAM	EARLALAI ST.ISIDORE R.C.T.M SCHOOL	2	4	6	1	4	5	0	1	1	0	1	1	0	0	0	0
VALIKAMAM	EARLALAI MAHA VIDYALAYAM	4	10	14	4	10	14	3	9	12	1	4	5	0	0	0	0



School wise performance

Zone	School Name	No. Applied			No. Sat			Above 70 Marks			Above 100 Marks			Above Cut off Mark			Pass Percentage
		M	F	Total	M	F	Total	M	F	Total	M	F	Total	M	F	Pass	
VALIKAMAM	ERLALAI NORTH AMTMS	6	4	10	6	4	10	3	4	7	3	2	5	1	0	1	10
VALIKAMAM	ERLALAI SAIVAMAHAJANA VIDYALAYAM	5	10	15	5	10	15	5	8	13	2	4	6	0	0	0	0
VALIKAMAM	ERLALAI WEST SAIVASANMARKA VIDYASALAI	47	49	96	46	49	95	39	47	86	31	36	67	9	14	23	24.21
VALIKAMAM	EVENAI GOVERNMENT TAMIL MIXED SCHOOL	13	18	31	13	18	31	6	8	14	3	2	5	0	1	1	3.23
VALIKAMAM	ILAVALAI CONVENT M.V	0	30	30	0	29	29	0	26	26	0	23	23	0	6	6	20.69
VALIKAMAM	ILAVALAI MEHANDAN MAHA VIDYALAYAM	12	11	23	12	10	22	6	7	13	4	3	7	0	0	0	0
VALIKAMAM	ILAVALAI R.C.T BOYS SCHOOL	19	0	19	18	0	18	12	0	12	6	0	6	0	0	0	0
VALIKAMAM	INUVIL CENTRAL COLLEGE	26	34	60	24	34	58	15	29	44	10	21	31	4	7	11	18.97
VALIKAMAM	INUVIL HINDU COLLEGE	15	15	30	15	14	29	11	6	17	8	0	8	0	0	0	0
VALIKAMAM	JAFFNA COLLEGE	61	49	110	61	49	110	53	42	95	43	36	79	17	11	28	25.45
VALIKAMAM	KADDUDAI SAIVA VIDYALAYAM	7	10	17	7	10	17	4	8	12	1	3	4	0	0	0	0
VALIKAMAM	KADDUPULAM G.T.M.SCHOOL	11	9	20	11	9	20	9	5	14	7	2	9	0	0	0	0
VALIKAMAM	KADDUVANPULAM MAHA VIDYALAYAM	10	7	17	10	7	17	7	6	13	2	5	7	0	0	0	0
VALIKAMAM	KANDERODAI TAMIL KANDIAH VID	6	4	10	6	4	10	4	3	7	1	2	3	0	0	0	0
VALIKAMAM	KANKESANTHURAI MV	1	3	4	1	3	4	0	1	1	0	1	1	0	0	0	0
VALIKAMAM	KEERIMALAI NAGULESWARA M.V	5	10	15	5	10	15	4	4	8	2	0	2	0	0	0	0
VALIKAMAM	KODDDAIKKADU GOVERNMENT TAMIL MIXED SCHOOL	10	6	16	10	6	16	4	4	8	1	2	3	0	0	0	0
VALIKAMAM	KUDDIYAPULAM G.T.M.SCHOOL	7	22	29	15	11	26	4	8	12	0	3	3	0	0	0	0
VALIKAMAM	KULAMANGAL R.C.VIDYALAYAM	6	12	18	4	12	16	3	9	12	3	6	9	0	0	0	0
VALIKAMAM	KUPPILAN VIGNESWARA MAHAVIDYALAYAM	8	2	10	7	1	8	2	1	3	1	0	1	0	0	0	0
VALIKAMAM	MAHAJANA COLLEGE	44	38	82	44	38	82	39	36	75	32	31	63	11	6	17	20.73
VALIKAMAM	MALLAKAM VISALADCHI VIDYASALAI	9	11	20	6	9	15	6	7	13	4	5	9	3	2	5	33.33
VALIKAMAM	MANIPAY LADIES COLLEGE	25	63	88	25	63	88	25	61	86	20	54	74	7	18	25	28.41
VALIKAMAM	MANIPAY MEMORIAL ENGLISH SCHOOL	13	8	21	13	8	21	13	4	17	8	1	9	0	0	0	0
VALIKAMAM	MANIPAY SOTHYEMBADY VIDYALAYAM	21	11	32	21	11	32	19	11	30	11	10	21	2	1	3	9.38
VALIKAMAM	MANIPAY ST.ANNE'S R.C.T.M.S	18	13	31	18	13	31	16	11	27	13	8	21	4	1	5	16.13
VALIKAMAM	MANIPAY VIVEKANANDA VIDYASALAI	13	17	30	13	17	30	12	15	27	7	12	19	1	4	5	16.67
VALIKAMAM	MAREESANKOODAL RCTM SCHOOL	9	6	15	9	6	15	7	5	12	5	5	10	2	0	2	13.33
VALIKAMAM	MAREESANKOODAL SUBRA MANIYA VIDYALAYAM	10	6	16	9	5	14	4	0	4	1	0	1	0	0	0	0
VALIKAMAM	MATHAGAL ST.JOSEPH MAHAVIDYALAYAM	0	0	0	0	0	0	0	0	0	0	0	0	0	0	0	0



**School wise performance**

Zone	School Name	No. Applied			No. Sat			Above 70 Marks			Above 100 Marks			Above Cut off Mark			Percentage Pass
		M	F	Total	M	F	Total	M	F	Total	M	F	Total	M	F	Total	
VALIKAMAM	MATHAGAL ST. THOMAS R.C. GIRLS SCHOOL	11	16	27	11	16	27	11	16	27	9	7	16	2	2	4	14.81
VALIKAMAM	MATHAGAL VIGNESWARA VIDYALAYAM	9	8	17	9	8	17	8	8	16	8	7	15	4	1	5	29.41
VALIKAMAM	MOOLAI A.M.T.M.SCHOOL	15	9	24	15	9	24	8	5	13	3	3	6	0	0	0	0
VALIKAMAM	MOOLAI SAIVAPRAGASA VID.	20	12	32	19	12	31	12	10	22	10	7	17	2	4	6	19.35
VALIKAMAM	MYLANI SAIVA MAHA VIDYALAYAM	9	5	14	9	4	13	3	4	7	1	3	4	0	0	0	0
VALIKAMAM	MYLIDY NORTH KALAIMAGAL MAHA VIDYALAYAM	14	8	22	11	8	19	8	6	14	3	4	7	0	0	0	0
VALIKAMAM	MYLIDY R.C.T.M.S	6	4	10	5	4	9	4	3	7	2	1	3	0	0	0	0
VALIKAMAM	NADESWARA KANISHTA VIDYALAYAM	7	3	10	7	3	10	3	2	5	0	0	0	0	0	0	0
VALIKAMAM	NAVALY ATTAGIRI SAIVA VIDYASALAI	1	1	2	1	1	2	1	1	2	0	0	0	0	0	0	0
VALIKAMAM	NAVALY MAHA VIDYALAYAM	16	8	24	16	8	24	14	8	22	11	7	18	5	5	10	41.67
VALIKAMAM	NAVALY ST. PETER'S R.C.T.M. SCHOOL	25	16	41	22	16	38	19	15	34	9	10	19	4	1	5	13.16
VALIKAMAM	NAVALY STATION A.M.T.M.SCHOOL	0	2	2	0	2	2	0	0	0	0	0	0	0	0	0	0
VALIKAMAM	NUNASAI VIDYALAYAM MATHAGAL	5	1	6	5	1	6	1	0	1	1	0	1	1	0	1	16.67
VALIKAMAM	PANDATERUPPU GIRLS' HIGH SCHOOL	20	33	53	20	33	53	19	24	43	14	8	22	4	0	4	7.55
VALIKAMAM	PANDATERUPPU HINDU COLLEGE	11	2	13	10	2	12	4	2	6	2	0	2	1	0	1	8.33
VALIKAMAM	PANDATERUPPU JACINTHA R.C.T.M.SCHOOL	2	4	6	2	4	6	1	3	4	0	2	2	0	0	0	0
VALIKAMAM	PANNAGAM MEHANDAN M.V.	28	18	46	28	18	46	18	13	31	13	11	24	1	0	1	2.17
VALIKAMAM	PANNAKAM NORTH A.M.T.M.SCHOOL	5	7	12	5	7	12	1	3	4	0	1	1	0	0	0	0
VALIKAMAM	PANNALAI SRI KANAGASABAI G.T.M.S	4	2	6	4	2	6	3	2	5	1	1	2	0	0	0	0
VALIKAMAM	PERIVAVILAN R.C.T.M.SCHOOL	6	6	12	6	6	12	5	6	11	5	4	9	3	1	4	33.33
VALIKAMAM	PILAWATHAI.A.M.T.MSCHOOL	0	2	2	0	2	2	0	2	2	0	1	1	0	1	1	50
VALIKAMAM	PIRANATTU KALAIMAGAL VIDYALAYAM	9	8	17	9	4	13	6	4	10	3	3	6	0	0	0	0
VALIKAMAM	PONNALAI VARATHARAJA PERUMAL VIDYASALAI	7	5	12	7	5	12	5	5	10	4	4	8	2	1	3	25
VALIKAMAM	PONPARAMANANTHAR VID.	7	4	11	7	4	11	3	2	5	1	1	2	0	0	0	0
VALIKAMAM	PUNNALAIKADDUVAN MAHA VIDYALAYAM	1	2	3	2	1	3	2	1	3	2	1	3	0	0	0	0
VALIKAMAM	PUNNALAIKADDUVAN SITHTHVINAYAGAR VID	16	12	28	16	12	28	12	11	23	8	2	10	1	0	1	3.57
VALIKAMAM	PUTHUMADAM R.C.T.M.SCHOOL	2	0	2	2	0	2	2	0	2	2	0	2	0	0	0	0
VALIKAMAM	RAMANATHAN COLLEGE	14	36	50	12	36	48	11	31	42	8	18	26	0	1	1	2.08
VALIKAMAM	SANDILIPAY G.T.M.SCHOOL	4	3	7	4	3	7	4	3	7	2	1	3	0	0	0	0
VALIKAMAM	SANDILIPAY HINDU COLLEGE	43	35	78	43	35	78	32	26	58	21	19	40	5	2	7	8.97



School wise performance

Zone	School Name	No. Applied			No. Sat			Above 70 Marks			Above 100 Marks			Above Cut off Mark			Pass Percentage
		M	F	Total	M	F	Total	M	F	Total	M	F	Total	M	F	Total	
VALIKAMAM	SANDILIPAY NORTH TAMIL MIXEDSCHOOL	2	3	5	2	3	5	1	2	3	0	0	0	0	0	0	0
VALIKAMAM	SANGARATHAI SINNAMAH VIDYASALAI	7	1	8	7	1	8	6	1	7	2	1	3	0	0	0	0
VALIKAMAM	SANGUVELY G.T.M.S	8	16	24	8	15	23	8	13	21	6	9	15	0	1	1	4.35
VALIKAMAM	SANTHAI SITTAMPALAM VIDYASALAI	13	7	20	12	7	19	6	3	9	3	1	4	0	0	0	0
VALIKAMAM	SILLALAI R.C.T.M SCHOOL	4	4	8	4	3	7	4	3	7	1	1	2	0	1	1	14.29
VALIKAMAM	SITHANKERNEY SRI GANESHA VIDYALAYAM	9	5	14	9	5	14	5	3	8	1	1	2	0	0	0	0
VALIKAMAM	SKANDAVARODAYA PRIMARY SCHOOL	39	20	59	38	21	59	27	19	46	16	13	29	6	6	12	20.34
VALIKAMAM	SRIUVILAN KANAGASABAI VIDYALAYAM	0	2	2	0	2	2	0	0	0	0	0	0	0	0	0	0
VALIKAMAM	SUTHUMALAI CHINMAYA BHARATHY VIDYALAYAM	11	12	23	11	12	23	10	8	18	4	6	10	0	1	1	4.35
VALIKAMAM	SUTHUMALAI G.T.M.S	11	7	18	11	6	17	10	6	16	8	3	11	3	0	3	17.65
VALIKAMAM	SUTHUMALAI NORTH T.M. VIDYALAYAM	0	0	0	0	0	0	0	0	0	0	0	0	0	0	0	0
VALIKAMAM	TELLUPPALAI SIVAPRAGASA VIDYASALAI	8	8	16	2	6	8	0	6	6	0	4	4	0	0	0	0
VALIKAMAM	THANTHAI CHELVA THODAKKA NILAI PALLI	12	17	29	11	17	28	7	15	22	4	12	16	0	2	2	7.14
VALIKAMAM	THAVADY HINDU TAMIL MIXED SCHOOL	8	5	13	8	5	13	3	5	8	2	3	5	0	1	1	7.69
VALIKAMAM	THAVALAI SAIVATHTHAMIL VIDYALAYAM	11	10	21	11	10	21	8	5	13	7	2	9	0	1	1	4.76
VALIKAMAM	THIRUVADINILAI S.T.MSCHOOL	3	13	16	3	14	17	1	6	7	0	0	0	0	0	0	0
VALIKAMAM	THOLPURAM A.M.TM.SCHOOL	7	11	18	7	11	18	5	6	11	3	3	6	1	0	1	5.56
VALIKAMAM	THOLPURAM VICKNESWARA VIDYALAYAM	9	10	19	9	10	19	8	8	16	3	8	11	2	2	4	21.05
VALIKAMAM	THUNAVI A.M.T.M.SCHOOL	7	7	14	7	7	14	1	6	7	1	3	4	0	0	0	0
VALIKAMAM	UDUVIL AMERICAN MISSION TAMILMIXED SCHOOL	10	8	18	10	8	18	6	5	11	2	3	5	0	1	1	5.56
VALIKAMAM	UDUVIL GIRLS COLLEGE	33	50	83	33	50	83	33	49	82	31	43	74	11	14	25	30.12
VALIKAMAM	UDUVIL MALWATHA R.C.T.M.SCHOOL	7	2	9	7	2	9	6	2	8	4	2	6	0	0	0	0
VALIKAMAM	UDUVIL MANN'S MAHA VIDYALAYAM	0	1	1	0	1	1	0	1	1	0	0	0	0	0	0	0
VALIKAMAM	UDUVIL MANN'S TAMIL MIXED SCHOOL	4	2	6	4	2	6	2	2	4	0	1	1	0	0	0	0
VALIKAMAM	UDUVIL MURUGAMOORTHY VIDYASALAI	6	1	7	6	1	7	3	0	3	0	0	0	0	0	0	0
VALIKAMAM	UYARAPULAM GUNABALAN VIDYASALAI	6	7	13	3	7	10	1	4	5	0	0	0	0	0	0	0
VALIKAMAM	VADALIYADAIPPU SAIVAPIRAGASA VIDYASALAI	9	9	18	9	9	18	9	9	18	5	6	11	0	0	0	0
VALIKAMAM	VADDU CENTRAL COLLEGE	10	9	19	10	9	19	10	7	17	8	5	13	3	0	3	15.79
VALIKAMAM	VADDU HINDU COLLEGE[NAVODAYA]	0	0	0	0	0	0	0	0	0	0	0	0	0	0	0	0
VALIKAMAM	VADDU KARTHIKEYA VIDYALAYAM	15	14	29	16	13	29	9	7	16	4	1	5	0	0	0	0



**School wise performance**

Zone	School Name	No. Applied			No. Sat			Above 70 Marks			Above 100 Marks			Above Cut off Mark			Pass Percentage
		M	F	Total	M	F	Total	M	F	Total	M	F	Total	M	F	Pass	
VALIKAMAM	VADDU SUBRAMANIA VIDYASALAI	6	7	13	9	3	12	5	2	7	1	2	3	0	0	0	
VALIKAMAM	VADDU THIRUNAVUKARASU VIDYALAYAM	6	9	15	6	9	15	5	7	12	2	5	7	0	0	0	
VALIKAMAM	VADDU WEST A.M.T.M.S.	11	6	17	11	5	16	4	2	6	2	0	2	0	0	0	
VALIKAMAM	VALITHOONDAL RCTMS	2	1	3	2	1	3	0	1	1	0	1	1	0	0	0	
VALIKAMAM	VARTTHALAIVELLAN A.M.TM.S	2	0	2	2	0	2	1	0	1	0	0	0	0	0	0	
VALIKAMAM	VAYAVILAN SRIVELUPILLAI VIDYALAYAM	33	38	71	33	38	71	28	38	66	23	23	46	4	6	10	
VALIKAMAM	VEMANKAMAM MAHA VIDYALAYAM	0	0	0	0	0	0	0	0	0	0	0	0	0	0	0	

School wise performance

Zone	School Name	No. Applied			No. Sat			Above 70 Marks			Above 100 Marks			Above Cut off Mark			Pass Percentage
		M		Total	M		Total	M		Total	M		Total	M		Total	
		F	F	F	F	F	F	F	F	F	F	F	F	F	F	F	
VADAMARACHCHI	ALIYAWALAI CCTMS	14	9	23	14	9	23	9	18	6	8	14	1	2	3	13.04	
VADAMARACHCHI	ALVAI AMBAL VIDYALAYAM	2	2	4	2	2	4	0	0	0	0	0	0	0	0	0	
VADAMARACHCHI	ALVAI NORTH HTMS	4	2	6	4	2	6	0	1	1	0	1	0	0	0	0	
VADAMARACHCHI	ALVAI NORTH RCTMS	11	12	23	11	12	23	10	12	22	7	8	15	1	0	1	4.35
VADAMARACHCHI	ALVAI SINNATHABY VIDYALAYAM	14	8	22	14	7	21	11	7	18	10	4	14	1	2	3	14.29
VADAMARACHCHI	ALVAI SRILANKA VIDYASALAI	12	9	21	11	9	20	7	6	13	2	2	4	0	0	0	0
VADAMARACHCHI	AMPAN A. M. T. M. S	12	11	23	11	11	22	6	10	16	4	9	13	1	2	3	13.64
VADAMARACHCHI	CHEMPIANPATTU RCTMS	2	6	8	2	6	8	2	5	7	2	3	5	0	0	0	0
VADAMARACHCHI	CHEMPIANPATTU GTMS	3	0	3	3	0	3	3	0	3	1	0	1	0	0	0	0
VADAMARACHCHI	CHITHAMPARA COLLEGE	8	9	17	8	9	17	4	9	13	1	7	8	0	1	1	5.88
VADAMARACHCHI	GNANASARIYAR COLLEGE	8	14	22	6	12	18	4	7	11	4	5	9	2	0	2	11.11
VADAMARACHCHI	IMAYANAN GTM.SCHOOL	16	5	21	14	5	19	14	4	18	13	3	16	0	1	1	5.26
VADAMARACHCHI	KADDAIKADU RCTMS	14	9	23	14	9	23	8	4	12	6	2	8	0	1	1	4.35
VADAMARACHCHI	KADDAIVELY YARKKARU VINAYAGAR VID.	1	1	2	1	1	2	1	1	2	0	1	1	0	0	0	0
VADAMARACHCHI	KADDAIVELY M. M. T. M. SCHOOL	5	4	9	5	4	9	4	3	7	2	0	2	0	0	0	0
VADAMARACHCHI	KALADDY RCTMS	14	0	14	14	0	14	7	0	7	4	0	4	0	0	0	0
VADAMARACHCHI	KAMPARMALAI VIDYALAYAM	11	9	20	11	9	20	3	7	10	2	3	5	1	0	1	5
VADAMARACHCHI	KARANAVAI MANIYAKARAN THODDAM GTMS	17	18	35	17	18	35	12	15	27	8	14	22	2	3	5	14.29
VADAMARACHCHI	KARANAVAI MV	8	10	18	8	10	18	7	10	17	7	8	15	1	1	2	11.11
VADAMARACHCHI	KARANAVAI PONNAMPALAM VIDYALAYAM	2	4	6	2	4	6	2	4	6	2	1	3	1	0	1	16.67
VADAMARACHCHI	KARANAVAI THAMOTHARA VIDYALAYAM	20	20	40	16	19	35	16	14	30	9	11	20	6	6	12	34.29
VADAMARACHCHI	KARANAVAI VETHARANIESWARA VIDYALAYAM	8	4	12	8	4	12	8	4	12	6	2	8	1	0	1	8.33
VADAMARACHCHI	KARAVEDDY EAST G. T. M. SCHOOL	5	7	12	5	7	12	4	4	8	2	3	5	0	0	0	0
VADAMARACHCHI	KARAVEDDY SARASWATHY MAHALIR VIDYALAYAM	3	4	7	2	4	6	0	1	1	0	1	1	0	0	0	0
VADAMARACHCHI	KARAVEDDY SRINARATHA VIDYALAYAM	3	3	6	3	2	5	0	0	0	0	0	0	0	0	0	0
VADAMARACHCHI	KATCOVALAM MMTMS	16	15	31	15	15	30	10	10	20	7	6	13	1	1	2	6.67
VADAMARACHCHI	KERUDAVIL HTMS	8	7	15	8	7	15	5	5	10	3	5	8	2	0	2	13.33
VADAMARACHCHI	KERVIL GTMS	2	7	9	2	7	9	1	4	5	0	1	1	0	0	0	0
VADAMARACHCHI	KOTTAWATTAI AMTMS	23	26	49	18	26	44	4	20	24	3	11	14	0	1	1	2.27
VADAMARACHCHI	KUDATHANAI G. T. M. S	7	8	15	7	8	15	6	8	14	3	4	7	0	0	0	0



**School wise performance**

Zone	School Name	No. Applied			No. Sat			Above 70 Marks			Above 100 Marks			Above Cut off Mark			Pass Percentage
		M		Total	M		Total	M		Total	M		Total	M		Total	
		F			F			F			F			F			
VADAMARACHCHI	KUDATHANAI KARAIYOOR A.M.T.M.S	5	2	7	5	2	7	5	2	7	4	2	6	0	1	1	14.29
VADAMARACHCHI	KUDATHANAI KARAIYOOR R.C.T.M.S	2	4	6	2	3	5	1	2	3	0	2	2	0	0	0	0
VADAMARACHCHI	MAMUNAI GTMS	5	3	8	5	3	8	1	2	3	0	1	1	0	0	0	0
VADAMARACHCHI	MANATKADU R.C.T.M.S	12	12	24	11	12	23	9	10	19	5	5	10	1	0	1	4.35
VADAMARACHCHI	MANIKKAVASAGAR VIDYALAYAM	26	28	54	26	28	54	26	27	53	18	25	43	8	12	20	37.04
VADAMARACHCHI	MARUTHANKERNY HTMS	4	8	12	4	8	12	4	6	10	3	4	7	0	1	1	8.33
VADAMARACHCHI	MATHANAI MMTMS	4	3	7	4	3	7	6	0	6	4	0	4	0	0	0	0
VADAMARACHCHI	MELAIPILOLY SAIVAPRAGASA VIDYALAYAM	33	30	63	31	30	61	26	28	54	20	26	46	10	6	16	26.23
VADAMARACHCHI	NAGARKOVIL AMTMS	9	5	14	9	5	14	5	3	8	3	1	4	0	0	0	0
VADAMARACHCHI	NAGARKOVIL M.V	4	6	10	4	6	10	1	5	6	0	4	4	0	0	0	0
VADAMARACHCHI	NELLADY MMTM.SCHOOL	43	38	81	43	37	80	40	35	75	37	30	67	18	11	29	36.25
VADAMARACHCHI	POINTPEDRO SITHYVINAYAGAR VIDYALAYAM	24	18	42	23	18	41	20	15	35	18	12	30	8	2	10	24.39
VADAMARACHCHI	POLIKANDY HTMS	20	12	32	20	12	32	12	8	20	6	2	8	1	0	1	3.12
VADAMARACHCHI	PULOLY EAST GTMS	9	5	14	9	5	14	5	5	10	3	3	6	2	0	2	14.29
VADAMARACHCHI	PULOLY MMTMS	5	9	14	5	8	13	5	8	13	2	6	8	1	2	3	23.08
VADAMARACHCHI	PUTTALAI MAHA VIDYALAYAM	30	17	47	30	17	47	26	13	39	21	11	32	5	2	7	14.89
VADAMARACHCHI	ST.THOMAS ROMAN CATHOLIC GIRLS SCHOOL	0	16	16	0	16	16	0	11	11	0	5	5	0	0	0	0
VADAMARACHCHI	THADDATHERU MMTMS	5	1	6	5	1	6	4	1	5	3	1	4	1	0	1	16.67
VADAMARACHCHI	THALAIYADY RCTMS	2	1	3	2	1	3	2	1	3	1	1	2	0	0	0	0
VADAMARACHCHI	THAMBASIDDY MMTMS	46	14	60	45	13	58	36	13	49	25	10	35	4	3	7	12.07
VADAMARACHCHI	THEVARIYALI HINDU COLLEGE	21	23	44	21	22	43	11	14	25	7	11	18	2	4	6	13.95
VADAMARACHCHI	THICKAM SITHYVIONAYAGAR VIDYALAYAM	9	9	18	9	9	18	8	7	15	7	6	13	1	2	3	16.67
VADAMARACHCHI	THONDAIMANNARU VMV	26	19	45	24	19	43	16	16	32	8	10	18	0	2	2	4.65
VADAMARACHCHI	THUMPALAI SIVAPRAGASA MV	43	31	74	43	31	74	37	29	66	33	24	57	11	1	12	16.22
VADAMARACHCHI	THUNNALAI KASINATHAR VIDYALAYAM	12	13	25	12	13	25	12	12	24	11	12	23	7	7	14	56
VADAMARACHCHI	THUNNALAI SOUTH GTMS	5	15	20	5	15	20	3	11	14	2	8	10	0	0	0	0
VADAMARACHCHI	THUNNALAI WEST MMTMS	11	3	14	11	3	14	11	3	14	9	2	11	1	1	2	14.29
VADAMARACHCHI	UDUPPIDDY A.M.COLLEGE	51	0	51	51	0	51	42	0	42	31	0	31	0	8	0	15.69
VADAMARACHCHI	UDUPPIDDY GIRLS COLLEGE	0	56	56	0	55	55	0	44	44	0	32	32	0	9	9	16.36
VADAMARACHCHI	UDUPPIDDY SAIVAPRAGASA VIDYALAYAM	5	3	8	3	3	6	2	3	5	1	3	4	0	1	1	16.67



**School wise performance**

Zone	School Name	No. Applied			No. Sat			Above 70 Marks			Above 100 Marks			Above Cut off Mark			Pass Percentage
		M	F	Total	M	F	Total	M	F	Total	M	F	Total	M	F	Pass	
VADAMARACHCHI	UDUTHURAI HINDU PRIMARY SCHOOL	10	12	22	10	11	21	8	10	18	4	7	11	0	1	1	4.76
VADAMARACHCHI	VADAMARADCHY HINDU PRIMARY SCHOOL	0	62	62	0	60	60	0	60	60	0	46	46	0	14	14	23.33
VADAMARACHCHI	VALVAI AMTMS	11	8	19	11	8	19	9	8	17	9	7	16	2	1	3	15.79
VADAMARACHCHI	VALVAI MAHALIR MAHA VIDYALAYAM	16	22	38	12	22	34	12	20	32	10	20	30	2	5	7	20.59
VADAMARACHCHI	VALVAI RCTMS	5	5	10	5	5	10	4	5	9	3	5	8	1	0	1	10
VADAMARACHCHI	VALVAI SIVAGURU VIDYASALAI	15	12	27	15	12	27	11	12	23	6	9	15	1	2	3	11.11
VADAMARACHCHI	VALVETTY HTMS	8	8	16	8	8	16	7	8	15	3	7	10	0	0	0	0
VADAMARACHCHI	VALVETTY VINAYAGAR VIDYALAYAM	11	4	15	11	4	15	9	4	13	7	3	10	3	0	3	20
VADAMARACHCHI	VATHIRY NORTH MMTM SCHOOL	14	9	23	14	9	23	13	9	22	6	5	11	1	3	4	17.39
VADAMARACHCHI	VATHIRY SACRED HEARD COLLEGE	17	15	32	17	15	32	15	11	26	8	7	15	3	3	6	18.75
VADAMARACHCHI	VETILAIKERNY PARAMESWARA VID	4	2	6	4	2	6	4	2	6	0	2	2	0	0	0	0
VADAMARACHCHI	VETILAIKERNY RCTMS	3	5	8	3	5	8	2	5	7	2	4	6	1	0	1	12.5
VADAMARACHCHI	VIGNESWARA PRIMARY SCHOOL	8	12	20	8	12	20	6	11	17	4	9	13	3	1	4	20



**School wise performance**

Zone	School Name	No. Applied			No. Sat			Above 70 Marks			Above 100 Marks			Above Cut off Mark			Pass Percentage	
		M		Total	M		Total	M		Total	M		Total	M		F		Pass
		M	F		M	F		M	F		M	F		M	F			
THENMARACHCHI	ALLARAI GTMS	7	5	12	7	5	12	6	5	11	3	3	6	0	1	1	8.33	
THENMARACHCHI	CHANDRAPURA SKANDAVARODAYA MAHA VIDYALAM	10	3	13	10	3	13	8	1	9	5	1	6	1	0	1	7.69	
THENMARACHCHI	CHAVAKACHCHERI HINDU PRIMARY SCHOOL	48	51	99	48	50	98	46	50	96	39	45	84	16	15	31	31.63	
THENMARACHCHI	CHAVAKACHCHERI LADIES COLLEGE	11	22	33	11	22	33	11	21	32	8	17	25	0	3	3	9.09	
THENMARACHCHI	CHAVAKACHCHERI RCTMS	4	4	8	4	4	8	2	4	6	2	3	5	0	0	0	0	
THENMARACHCHI	CHAVAKACHCHERI SAKTHI AMMAN T M S	2	2	4	2	2	4	1	1	2	0	1	1	0	0	0	0	
THENMARACHCHI	DRIEBERG COLLEGE	26	18	44	27	17	44	17	11	28	9	8	17	1	1	2	4.55	
THENMARACHCHI	ELUTHUMADDUVAL G.T.M.S	2	1	3	2	1	3	1	0	1	0	0	0	0	0	0	0	
THENMARACHCHI	ELUTHUMADDUVAL SRIGANESHA VID	4	1	5	4	1	5	3	1	4	1	0	1	0	0	0	0	
THENMARACHCHI	ERUTHIDAL GTMS SCHOOL	2	3	5	2	3	5	2	3	5	1	3	4	0	0	0	0	
THENMARACHCHI	IDAIKKURICHI SRI SUBRAMANINIA VID	6	3	9	6	3	9	5	3	8	4	2	6	0	1	1	11.11	
THENMARACHCHI	IYATTALAI A M T M SCHOOL	7	9	16	6	9	15	4	4	8	2	2	4	0	0	0	0	
THENMARACHCHI	KACHCHAI GTMS	22	12	34	20	11	31	16	9	25	12	7	19	1	0	1	3.23	
THENMARACHCHI	KAITHADI SETHUKAVALAR VIDYALAYAM	2	6	8	2	6	8	1	5	6	0	3	3	1	0	1	12.5	
THENMARACHCHI	KAITHADY GURUSAMY VIDDIALAYAM	9	4	13	9	4	13	7	3	10	7	2	9	2	1	3	23.08	
THENMARACHCHI	KAITHADY KALAIVANI VID	12	5	17	12	5	17	8	3	11	5	2	7	0	0	0	0	
THENMARACHCHI	KAITHADY MUTHTHUKUMARASWAMY MV	10	10	20	10	10	20	7	9	16	4	4	8	0	2	2	10	
THENMARACHCHI	KAITHADY NAVATKULI GTMS	4	9	13	4	9	13	2	7	9	1	4	5	0	0	0	0	
THENMARACHCHI	KAITHADY NUNAVIL GTMS	6	3	9	6	3	9	3	3	6	2	1	3	0	0	0	0	
THENMARACHCHI	KAITHADY VIGNESWARA VIDYALAM	7	7	14	7	7	14	5	6	11	3	3	6	1	0	1	7.14	
THENMARACHCHI	KALVAYAL SRI SHANMUGANANTHA VIDYALAYAM	8	5	13	8	5	13	8	4	12	7	3	10	3	1	4	30.77	
THENMARACHCHI	KARAMBAIKKURICHI G.T.M.S	6	7	13	6	5	11	5	5	10	2	2	4	0	0	0	0	
THENMARACHCHI	KARAMPAI AMTMS	1	5	6	1	5	6	1	5	6	1	3	4	0	0	0	0	
THENMARACHCHI	KARAMPAKAM G.T.M.S.	1	1	2	1	1	2	0	1	1	0	1	1	0	0	0	0	
THENMARACHCHI	KETPELY G.T.M.S	6	10	16	6	10	16	1	6	7	1	1	2	0	0	0	0	
THENMARACHCHI	KODIKAMAM GOVERNMENT VIDYALAYAM	5	5	10	5	5	10	3	5	8	2	3	5	0	1	1	10	
THENMARACHCHI	KODIKAMAM THIRUNAVUKKARASU PRIMARY SCHOOL	17	20	37	15	20	35	8	17	25	2	8	10	0	1	1	2.86	
THENMARACHCHI	KUDAMIYAN G.T.M.S	5	10	15	5	10	15	4	6	10	1	2	3	0	0	0	0	
THENMARACHCHI	MADDUVIL CHANDRAMOLEESA VID	5	7	12	5	7	12	4	6	10	3	4	7	0	0	0	0	
THENMARACHCHI	MADDUVIL KAMALASANY VID	8	16	24	8	16	24	6	13	19	3	8	11	1	3	4	16.67	



**School wise performance**

Zone	School Name	No. Applied			No. Sat			Above 70 Marks			Above 100 Marks			Above Cut off Mark			Pass Percentage
		M	F	Total	M	F	Total	M	F	Total	M	F	Total	M	F	Pass	
THENMARACHCHI	MADDUVIL NORTH G.T.M.S	7	3	10	6	3	9	4	3	7	4	2	6	0	1	1	11.11
THENMARACHCHI	MADDUVIL SANTHANAYAKI VIDYALAYAM	6	3	9	6	3	9	3	3	6	2	1	3	0	0	0	0
THENMARACHCHI	MADDUVIL SOUTH AMTMS	4	4	8	4	4	8	3	4	7	1	2	3	0	0	0	0
THENMARACHCHI	MADDUVIL SOUTH SARASWATHY VID	19	15	34	19	15	34	13	9	22	8	6	14	2	0	2	5.88
THENMARACHCHI	MANTHUVIL R.C.T.M SCHOOL	6	3	9	6	3	9	4	3	7	3	3	6	0	0	0	0
THENMARACHCHI	MANTHUVIL SRI BHARATHY V.	4	5	9	3	5	8	1	5	6	1	3	4	0	0	0	0
THENMARACHCHI	MARAVANPULO SAKALAKALAVALLI V.	3	8	11	3	8	11	2	2	4	1	0	1	0	0	0	0
THENMARACHCHI	MEESALAI KAMALAMBIKAI VIDYALAYAM	2	1	3	2	1	3	2	1	3	1	1	2	0	0	0	0
THENMARACHCHI	MEESALAI VEERASINGAM PRIMARY SCHOOL	30	43	73	30	43	73	28	41	69	21	34	55	3	6	9	12.33
THENMARACHCHI	MEESALAI VIGNESWARA MAHA VIDYALAYAM	7	5	12	7	5	12	7	3	10	5	1	6	1	0	1	8.33
THENMARACHCHI	MIRUSUVIL GTMS	6	10	16	6	10	16	3	9	12	1	6	7	0	0	0	0
THENMARACHCHI	MIRUSUVIL R C T M SCHOOL	3	3	6	3	3	6	3	3	6	1	3	4	0	0	0	0
THENMARACHCHI	NAVATKADU KANAPATHIPPILLAI VIDYALAYAM	5	2	7	5	2	7	4	2	6	2	2	4	0	0	0	0
THENMARACHCHI	NAVATKULI MV	21	26	47	20	24	44	11	19	30	2	8	10	0	3	3	6.82
THENMARACHCHI	NUNAVIL EAST AMIRTHAMBIKAI VIDYALAYAM	15	14	29	15	14	29	8	10	18	4	7	11	1	0	1	3.45
THENMARACHCHI	NUNAVIL WEST GTMS	1	2	3	1	2	3	0	0	0	0	0	0	0	0	0	0
THENMARACHCHI	POKKADY R C T M SCHOOL	6	8	14	6	8	14	5	5	10	1	3	4	1	0	1	7.14
THENMARACHCHI	POKKADY G.T.M.S	11	6	17	11	5	16	6	3	9	4	1	5	0	0	0	0
THENMARACHCHI	SARASALAI SARASWATHY VIDYALAYAM	1	3	4	1	3	4	0	2	2	0	0	0	0	0	0	0
THENMARACHCHI	SARASALAI SRI GANESHA VID	1	2	3	0	2	2	0	2	2	0	1	1	0	0	0	0
THENMARACHCHI	USAN RAMANATHAN MV	8	11	19	8	11	19	5	11	16	4	9	13	0	0	0	0
THENMARACHCHI	VARANY MAHA VIDYALAYAM	14	4	18	13	4	17	11	4	15	8	3	11	0	1	1	5.88
THENMARACHCHI	VARANY NORTH G.T.M.S.	4	3	7	4	3	7	4	3	7	4	2	6	1	0	1	14.29
THENMARACHCHI	VARANY NORTH SAIVAPRAKASA VIDYALAYAM	2	3	5	2	2	4	1	2	3	1	0	1	0	0	0	0
THENMARACHCHI	VIDATHATPALAI KAMALASINI	8	13	21	8	12	20	6	9	15	4	6	10	1	2	3	15



**School wise performance**

Zone	School Name	No. Applied			No. Sat			Above 70 Marks			Above 100 Marks			Above Cut off Mark			Pass Percentage
		M		Total	M		Total	M		Total	M		Total	M		Total	
		F			F			F			F			F			
ISLANDS	ALLAIPPDY PARASKTHY VIDYALAYAM	15	14	29	14	14	28	1	5	6	1	2	3	0	0	0	0
ISLANDS	ANALAITIVU SOUTH G.T.M.VID	4	12	16	4	12	16	4	12	16	4	7	11	3	0	3	18.75
ISLANDS	ANALAITIVU VADALLOOR G.T.M.VID	5	9	14	5	9	14	4	7	11	3	5	8	1	1	2	14.29
ISLANDS	CHETTYPULAM G.T.M.S.	5	8	13	5	8	13	1	6	7	0	1	1	0	0	0	0
ISLANDS	DELFT MAHA V.	12	5	17	12	5	17	7	4	11	6	2	8	2	0	2	11.76
ISLANDS	DELFT MANKAIYATKARASI VID	2	2	4	2	2	4	1	2	3	1	1	2	0	0	0	0
ISLANDS	DELFT MAVILITHURAI R.C.T.M VID	3	1	4	3	1	4	1	1	2	0	0	0	0	0	0	0
ISLANDS	DELFT R.C.LADIES COLLEGE	7	3	10	7	3	10	7	3	10	7	2	9	2	0	2	20
ISLANDS	DELFT SEEKIRIYAMPALLAM G.T.M. VID	3	6	9	2	6	8	1	5	6	1	1	2	1	0	1	12.5
ISLANDS	DELFT SRIS KANDA V.	3	2	5	3	2	5	2	2	4	1	0	1	0	0	0	0
ISLANDS	DELFT SUBRAMANIYA VID	3	2	5	3	2	5	2	2	4	2	0	2	0	0	0	0
ISLANDS	DELFT SAIVAPIRAGASA V.	6	6	12	6	6	12	4	3	7	3	3	6	1	0	1	8.33
ISLANDS	ELUVAITIVU MURUGAVEL V.	1	2	3	1	2	3	0	2	2	0	1	1	0	0	0	0
ISLANDS	ELUVAITIVU R.C.T.M SCHOOL	6	8	14	6	8	14	4	4	8	2	2	4	0	0	0	0
ISLANDS	KARAI MEIGANDAN V.	7	6	13	7	6	13	7	5	12	3	2	5	1	0	1	7.69
ISLANDS	KARAI URI A.M.T.M VIDYALAYAM	19	9	28	19	9	28	12	6	18	7	2	9	4	0	4	14.29
ISLANDS	KARAI VIYAVIL SAIVA VID	5	8	13	5	8	13	3	7	10	1	3	4	0	0	0	0
ISLANDS	KARAMPON LITTLE FLOWER'S GIRLS M.VID	8	20	28	8	20	28	3	17	20	2	10	12	0	1	1	3.57
ISLANDS	KARAMPON SHANMUGANATHA M.V	1	1	2	1	1	2	1	0	1	1	0	1	0	0	0	0
ISLANDS	KAYTS R.C.BOY'S COLLEGE	25	0	25	24	0	24	11	0	11	6	0	6	1	0	1	4.17
ISLANDS	KAYTS ST.MARY'S R.C GIRLS VID	0	18	18	0	17	17	0	9	9	0	6	6	0	0	0	0
ISLANDS	MANDAITIVU M.V	6	4	10	6	4	10	4	4	8	2	1	3	0	0	0	0
ISLANDS	MANDAITIVU R.C.T.M.S.	7	9	16	6	9	15	6	9	15	2	7	9	0	3	3	20
ISLANDS	MANKUMPAN G.T.M.S.	3	3	6	3	3	6	3	2	5	2	2	4	0	0	0	0
ISLANDS	MELINCHIMUNAI R.C.T.M.S.	7	8	15	7	8	15	3	4	7	0	2	2	0	0	0	0
ISLANDS	NAIANATIVU SRI NAGAPOOSANY VID	9	11	20	9	10	19	6	9	15	4	6	10	0	0	0	0
ISLANDS	NAINATIVU SRI GANESHA K.	14	10	24	14	10	24	5	9	14	3	3	6	0	0	0	0
ISLANDS	NARANTHANAI GANESHA VIDYALAYAM	2	3	5	2	3	5	1	3	4	0	2	2	0	0	0	0
ISLANDS	NARANTHANAI R.C.T.M.S.	8	10	18	8	9	17	3	6	9	2	3	5	0	0	0	0
ISLANDS	PALAVODAI H.T.M SHCOOL	0	4	4	0	3	3	0	0	0	0	0	0	0	0	0	0



**School wise performance**

Zone	School Name	No. Applied			No. Sat			Above 70 Marks			Above 100 Marks			Above Cut off Mark			Pass Percentage
		M		Total	M		Total	M		Total	M		Total	M		Total	
			F			F		F		F		F		F		F	
ISLANDS	PUNGUDUTIVU DURAIWAMY VID	4	1	5	4	1	5	1	0	1	0	0	0	0	0	0	
ISLANDS	PUNGUDUTIVU KAMALAMBIKAI VIDYALAYAM	6	4	10	6	4	10	2	0	2	1	0	1	0	0	0	
ISLANDS	PUNGUDUTIVU MAHA V.	9	11	20	6	11	17	3	7	10	1	3	4	0	0	0	
ISLANDS	PUNGUDUTIVU R.C.T.M.SCH	3	6	9	3	6	9	2	4	6	2	2	4	0	0	0	
ISLANDS	PUNGUDUTIVU SRI GANESHA MAHA V.	8	4	12	8	4	12	5	2	7	2	0	2	0	0	0	
ISLANDS	PUNGUDUTIVU SRI SUBRAMANIA MAHALIR VIDYALAYAM	11	12	23	11	11	22	7	8	15	5	5	10	0	0	0	
ISLANDS	SARAVANAI NAGESWARY M.V	2	4	6	2	4	6	1	4	5	0	1	1	0	0	0	
ISLANDS	SARAVANAI SINNAMADU R.C.T.M.S	6	8	14	6	8	14	2	6	8	0	0	0	0	0	0	
ISLANDS	SRI SITHIVINAYAGAR M.V	5	4	9	4	4	8	3	1	4	2	0	2	0	0	0	
ISLANDS	SUBRAMANIYA VIDYASALAI	14	20	34	13	20	33	8	17	25	6	13	19	1	5	6	
ISLANDS	SUNTHARAMOORTHY NAYANAR VID	6	5	11	6	5	11	6	5	11	6	3	9	1	1	2	
ISLANDS	THAMPADY G.T.M.S.	9	10	19	9	10	19	5	9	14	4	6	10	1	0	1	
ISLANDS	THOPPUKKADU MARAIGNASAMPANTHAR VID	6	6	12	6	5	11	5	3	8	3	3	6	2	0	2	
ISLANDS	VALANTHALAI NORTH A.M.T.M.V.	4	9	13	4	9	13	3	8	11	2	6	8	0	2	2	
ISLANDS	VELANAI EAST MAHA VIDYALAYAM	7	6	13	7	6	13	6	5	11	4	4	8	0	1	1	
ISLANDS	VELANAI SAIVAPRAGASA VID	6	7	13	6	7	13	5	3	8	0	3	3	0	2	2	
ISLANDS	VELANAI SARASWATHY VID	2	6	8	2	6	8	2	6	8	2	4	6	0	0	0	
ISLANDS	VELANAI SOUTH IYANAR VID	24	15	39	23	15	38	14	14	28	9	8	17	3	1	4	
ISLANDS	VELANAI WEST NADARAJAH VIDYALAYAM	10	15	25	9	12	21	7	7	14	4	5	9	1	2	3	
ISLANDS	YARLTON COLLEGE	24	18	42	24	18	42	15	10	25	11	10	21	2	0	2	



**School wise performance**

Zone	School Name	No.Applied			No.Sat			Above 70 Marks			Above 100 Marks			Above Cut off Mark			Pass Percentage
		M		Total	M		Total	M		Total	M		Total	M		Total	
		F			F			F			F			F			
KILINCHCHI	ALAKAPURI VIDYALAYAM	12	9	21	12	9	21	4	4	8	0	0	0	0	0	0	0
KILINCHCHI	ALLIPALAI CCTMS	2	2	4	2	2	4	1	1	2	0	0	0	0	0	0	0
KILINCHCHI	AMBIKAI VIDYALAYAM	7	9	16	7	9	16	5	4	9	2	1	3	1	0	1	6.25
KILINCHCHI	ANAVILUNTHANKULAM G.T.M.S.	6	2	8	6	1	7	4	0	4	1	0	1	0	0	0	0
KILINCHCHI	ANNAI SARATHATHEVI VIDYALAYAM	36	32	68	32	31	63	24	21	45	10	12	22	2	1	3	4.76
KILINCHCHI	CHELIYATHIVU G.T.M.S.	6	8	14	6	8	14	2	6	8	1	2	3	0	0	0	0
KILINCHCHI	ELEPHANTPASS GTMS	7	7	14	7	7	14	4	3	7	2	2	4	1	0	1	7.14
KILINCHCHI	GNANIMADAM	4	0	4	4	0	4	3	0	3	2	0	2	0	0	0	0
KILINCHCHI	IRANAITIVU ROMAN CATHOLIC TAMIL MIXED SCHOOL	16	25	41	15	25	40	3	13	16	1	4	5	0	0	0	0
KILINCHCHI	IYAKKACHCHI GOVERNMENT TAMIL MIXED SCHOOL	10	12	22	10	11	21	6	9	15	4	4	8	0	0	0	0
KILINCHCHI	IYANARPURAM G.T.M.S.	9	7	16	9	7	16	4	6	10	3	2	5	1	0	1	6.25
KILINCHCHI	JEYAPURAM M.V.	14	20	34	14	19	33	12	15	27	3	8	11	0	0	0	0
KILINCHCHI	KADDAIKADU GTMS	3	9	12	3	7	10	1	5	6	1	2	3	1	0	1	10
KILINCHCHI	KALAVEDYTHIDAL NAGESWARA VID	5	4	9	5	3	8	2	1	3	0	1	1	0	0	0	0
KILINCHCHI	KALLARU TAMIL VID	10	9	19	6	9	15	3	3	6	1	1	2	0	0	0	0
KILINCHCHI	KALMADUNAGAR GTMS	5	8	13	5	8	13	5	2	7	4	2	6	1	0	1	7.69
KILINCHCHI	KANAGAPURAM MAHA VIDYALAYAM	20	16	36	20	15	35	11	14	25	9	10	19	0	4	4	11.43
KILINCHCHI	KANAKAMPIKAIKULAM GOVERNMENT TAMIL MIXED SCHOOL	11	7	18	11	7	18	6	2	8	0	1	1	0	0	0	0
KILINCHCHI	KANDAWALAI MV	13	5	18	12	5	17	9	5	14	4	2	6	2	0	2	11.76
KILINCHCHI	KANNAGAIMMAN VID	3	1	4	3	1	4	2	1	3	1	0	1	0	0	0	0
KILINCHCHI	KANNAKAIPURAM G.T.M.S.	5	3	8	5	3	8	1	2	3	0	0	0	0	0	0	0
KILINCHCHI	KARIYALAI NAGAPADUVAN NO -2 G.T.M.S.	2	3	5	2	3	5	0	3	3	0	3	3	0	0	0	0
KILINCHCHI	KARIYALAI NAGAPADUVAN NO -3 G.T.M.S.	9	11	20	9	11	20	3	7	10	1	2	3	0	0	0	0
KILINCHCHI	KARUKKAITIVU MAHA VIDYALAJAM	7	6	13	7	6	13	4	4	8	3	2	5	0	0	0	0
KILINCHCHI	KILALY RCTMS	4	3	7	4	3	7	1	3	4	0	2	2	0	0	0	0
KILINCHCHI	KILINCHCHI CENTRAL PRIMARY VIDYALAYAM	54	58	112	54	58	112	49	50	99	41	37	78	13	10	23	20.54
KILINCHCHI	KILINCHCHI HINDU PRIMARY VIDYALAYAM	56	40	96	56	39	95	43	26	69	27	19	46	6	6	12	12.63
KILINCHCHI	KILINCHCHI MAHA VIDYALAYAM	78	72	150	77	72	149	65	68	133	47	57	104	12	25	37	24.83
KILINCHCHI	KIRANCHI G.T.M.S.	14	17	31	14	17	31	7	10	17	2	4	6	0	0	0	0
KILINCHCHI	KONAVIL GOVERNMENT TAMIL MIXED SCHOOL	12	13	25	12	12	24	9	10	19	8	7	15	2	0	2	8.33



School wise performance

Zone	School Name	No. Applied			No. Sat			Above 70 Marks			Above 100 Marks			Above Cut off Mark			Percentage Pass
		M		Total	M		Total	M		Total	M		Total	M		Total	
		M	F		M	F		M	F		M	F		M	F		
KILINCHCHI	KOVILVAYAL CHURCH OF CEYLON MIXED SCHOOL	3	8	11	3	8	11	0	3	3	0	2	2	0	0	0	0
KILINCHCHI	KUMARASAMPURAM GTMS	1	7	8	1	7	8	0	5	5	0	3	3	0	0	0	0
KILINCHCHI	KUMULAMUNAI G.T.M.S.	5	8	13	5	8	13	3	5	8	0	1	1	0	0	0	0
KILINCHCHI	MADDUVILNADU G.T.M.S.	0	5	5	0	5	5	0	3	3	0	1	1	0	0	0	0
KILINCHCHI	MASAR GOVERNMENT TAMIL MIXDE SCHOOL	5	4	9	5	4	9	3	4	7	2	3	5	0	0	0	0
KILINCHCHI	MAYAVANNOOR VIDYALAYAM	10	11	21	9	12	21	4	8	12	2	4	6	0	0	0	0
KILINCHCHI	MUHAVIL GOVERNMENT TAMIL MIXED SCHOOL	0	5	5	0	5	5	0	4	4	0	2	2	0	0	0	0
KILINCHCHI	MUKKOMPAN G.T.M.S	21	17	38	20	17	37	7	10	17	4	4	8	0	0	0	0
KILINCHCHI	MULANGAVIL PRIMARY VIDYALAYAM	40	29	69	40	29	69	19	24	43	11	9	20	1	1	2	2.9
KILINCHCHI	MURASUMODDAI GTMS	3	1	4	3	1	4	2	0	2	1	0	1	0	0	0	0
KILINCHCHI	MURUGANANTHA PRIMARY VIDYALAYAM	16	18	34	16	17	33	11	13	24	10	10	20	4	3	7	21.21
KILINCHCHI	MYLVAGANAPURAM GTMS	8	14	22	8	14	22	7	14	21	2	7	9	1	1	2	9.09
KILINCHCHI	NACHCHIKUDA G.M.SCHOOL	23	17	40	22	17	39	5	7	12	1	1	2	0	0	0	0
KILINCHCHI	OOTTUPULAM G.T.M.S.	18	8	26	18	8	26	6	7	13	4	4	8	0	0	0	0
KILINCHCHI	PALLAI HINDU PRIMARY VIDYALAYAM	34	29	63	34	29	63	22	29	51	12	18	30	3	4	7	11.11
KILINCHCHI	PALLAI ROMAN CATHOLIC T.M.S.	8	10	18	8	10	18	5	8	13	4	6	10	0	0	0	0
KILINCHCHI	PANNAKANDY HINDU TAMIL MIXED SCHOOL	4	5	9	4	5	9	0	4	4	0	3	3	0	0	0	0
KILINCHCHI	PARAMANKIRAI G.T.M.S.	3	1	4	3	1	4	2	0	2	0	0	0	0	0	0	0
KILINCHCHI	PARANTHAN GTMS	4	4	8	4	4	8	3	4	7	1	1	2	0	0	0	0
KILINCHCHI	PARANTHAN HMV	25	23	48	23	23	46	17	13	30	8	9	17	2	1	3	6.52
KILINCHCHI	PERYAKULAM IYANAR GTMS	2	2	4	2	2	4	1	2	3	0	2	2	0	0	0	0
KILINCHCHI	PIRAMANTHANARU MV	19	22	41	20	21	41	12	12	24	6	7	13	0	0	0	0
KILINCHCHI	PONNAVELI SAIVAPPRAKASA VIDYALAJAM	2	4	6	2	4	6	2	3	5	2	2	4	0	0	0	0
KILINCHCHI	POONAGARY MAHA VIDYALAYAM	10	10	20	10	10	20	7	9	16	3	2	5	0	0	0	0
KILINCHCHI	POONAKARY NALLUR M.V	6	2	8	6	2	8	6	2	8	4	1	5	1	0	1	12.5
KILINCHCHI	POONAKARY SRI VIKNESWARA VIDI	14	19	33	14	17	31	4	10	14	2	6	8	0	0	0	0
KILINCHCHI	PULLIAMPOKANI NAGENTHIRA VID	6	5	11	6	5	11	3	3	6	0	0	0	0	0	0	0
KILINCHCHI	PUNNAINEERAVI GTMS	4	10	14	3	9	12	1	9	10	1	7	8	0	2	2	16.67
KILINCHCHI	PUTHUMURIPPU VIGNESWARA VIDYALAYAM	21	16	37	21	16	37	13	10	23	5	4	9	1	0	1	2.7
KILINCHCHI	RAMAKRISHNA VIDYALAYAM	1	1	2	1	1	2	1	1	2	0	0	0	0	0	0	0



**School wise performance**

Zone	School Name	No. Applied			No. Sat			Above 70 Marks			Above 100 Marks			Above Cut off Mark			Pass Percentage
		M		Total	M		Total	M		Total	M		Total	M		Total	
		F			F			F			F			F			
KILINOCCHI	RAMANATHAPURAM EAST GTMS	27	21	48	27	20	47	13	16	29	2	9	11	0	1	1	2.13
KILINOCCHI	RAMANATHAPURAM MAHA VIDYALAYAM	23	34	57	23	33	56	14	31	45	9	22	31	0	2	2	3.57
KILINOCCHI	RAMANATHAPURAM WEST G.T.M.S.	14	10	24	13	10	23	11	10	21	9	7	16	3	2	5	21.74
KILINOCCHI	SAMIPPULAM G.T.M.S.	3	1	4	3	1	4	2	0	2	1	0	1	0	0	0	0
KILINOCCHI	SELVANAGAR G.T.M.S.	15	16	31	15	16	31	10	13	23	1	9	10	0	0	0	0
KILINOCCHI	SHANTHAPURAM KALAIMAGAL VIDYALAYAM	23	16	39	15	12	27	9	5	14	5	2	7	0	0	0	0
KILINOCCHI	SINHALA MAHA VIDYALAYAM	33	27	60	32	26	58	14	19	33	5	9	14	0	1	1	1.72
KILINOCCHI	SIVANAGAR GOVERNMENT TAMIL MIXED SCHOOL	16	12	28	14	10	24	8	9	17	2	6	8	0	0	0	0
KILINOCCHI	SIVAPATHAKALAIYAGAM G.T.M.S.	15	10	25	15	8	23	8	4	12	3	2	5	0	0	0	0
KILINOCCHI	SKANTHAPURAM NO 2 GTMS	9	10	19	9	10	19	3	8	11	2	2	4	1	0	1	5.26
KILINOCCHI	SKANTHAPURAM NUMBER ONE GOVERNMENT MIXED SCHOOL	12	20	32	12	20	32	9	16	25	3	12	15	1	1	2	6.25
KILINOCCHI	SORANPATTU CEYLON CHRISTIAN T.M.S	2	2	4	2	2	4	2	2	4	0	2	2	0	0	0	0
KILINOCCHI	SORANPATTU GANESHA VIDYALAYAM	3	3	6	3	3	6	3	3	6	0	1	1	0	0	0	0
KILINOCCHI	ST. ANTONY'S ROMAN CATHOLIC SCHOOL	9	15	24	7	15	22	4	11	15	1	5	6	0	0	0	0
KILINOCCHI	ST. FATIMA ROMAN CATHOLIC TAMIL MIXED SCHOOL	14	12	26	14	12	26	13	12	25	8	9	17	1	1	2	7.69
KILINOCCHI	ST. THERASA'S GIRL'S COLLEGE	14	31	45	14	31	45	13	30	43	9	20	29	1	2	3	6.67
KILINOCCHI	SUNNAVIL G.T.M.S.	11	10	21	10	10	20	6	7	13	2	1	3	0	0	0	0
KILINOCCHI	THAMBIRASAPURAM GTMS	3	5	8	3	5	8	3	4	7	3	2	5	0	0	0	0
KILINOCCHI	THARMAKENY G.T.M.S.	5	4	9	5	4	9	4	3	7	3	2	5	0	0	0	0
KILINOCCHI	THARMAPURAM MV	18	36	54	18	36	54	14	31	45	9	24	33	0	2	2	3.7
KILINOCCHI	THARMAPURAM NO 1 GTMS	12	20	32	12	20	32	9	16	25	7	11	18	2	0	2	6.25
KILINOCCHI	THIRUVAIRU MAHA VIDYALAYAM	24	24	48	24	24	48	16	21	37	8	17	25	2	4	6	12.5
KILINOCCHI	THIRUVALLUVAR VIDYALAYAM	5	8	13	5	8	13	4	4	8	1	2	3	0	0	0	0
KILINOCCHI	UMAIYALPURAM GTMS	7	3	10	7	3	10	6	2	8	3	1	4	0	0	0	0
KILINOCCHI	UNIONKULAM G.T.M.S.	4	7	11	4	7	11	1	5	6	1	4	5	0	0	0	0
KILINOCCHI	URUTHIRAPURAM MAHA VIDYALAYAM	24	17	41	24	17	41	13	15	28	9	9	18	1	1	2	4.88
KILINOCCHI	VADDAKACHCHI MAHA VIDYALAYAM	21	26	47	20	25	45	14	22	36	10	15	25	3	5	8	17.78
KILINOCCHI	VADDAKACHCHI SOUTH GOVERNMENT TAMIL MIXED SCHOOL	3	2	5	3	2	5	2	2	4	1	1	2	0	0	0	0
KILINOCCHI	VALLAIPADU R.C.T.M.S.	8	17	25	8	17	25	2	6	8	0	2	2	0	1	1	4
KILINOCCHI	VANNERIKULAM MAHA VIDYALAYAM	5	8	13	5	8	13	2	6	8	2	0	2	1	0	1	7.69

**School wise performance**

Zone	School Name	No. Applied			No. Sat			Above 70 Marks			Above 100 Marks			Above Cut off Mark			Pass Percentage
		M	F	Total	M	F	Total	M	F	Total	M	F	Total	M	F	Total	
KILINCHCHI	VEMPODUKERNY CCTMS	4	4	8	4	4	8	2	3	5	1	2	3	0	1	1	12.5
KILINCHCHI	VERAVIL HINDU MAHA VIDYALAJAM	11	9	20	11	9	20	6	7	13	2	3	5	0	0	0	0
KILINCHCHI	VINASIYODAI G.T.M.S.	3	4	7	3	4	7	3	4	7	1	4	5	0	0	0	0
KILINCHCHI	VIVEHANANTHA VIDYALAYAM	28	20	48	28	21	49	20	18	38	13	13	26	3	3	6	12.24



**School wise performance**

Zone	School Name	No.Applied			No.Sat			Above 70 Marks			Above 100 Marks			Above Cut off Mark			Pass Percentage
		M	F	Total	M	F	Total	M	F	Total	M	F	Total	M	F	Total	
		MANNAR	10	8	18	9	7	16	8	5	13	3	4	7	1	0	
MANNAR	2	3	5	2	3	5	2	3	5	2	3	5	0	0	0	0	
MANNAR	3	2	5	3	2	5	0	2	2	0	1	1	0	0	0	0	
MANNAR	1	7	8	1	7	8	1	4	5	0	0	0	0	0	0	0	
MANNAR	11	14	25	11	14	25	11	13	24	7	10	17	1	1	2	8	
MANNAR	9	8	17	9	8	17	5	7	12	3	6	9	0	2	2	11.76	
MANNAR	26	19	45	23	18	41	19	14	33	10	8	18	1	2	3	7.32	
MANNAR	15	14	29	13	12	25	8	10	18	4	7	11	0	1	1	4	
MANNAR	2	3	5	2	3	5	2	2	4	0	1	1	0	0	0	0	
MANNAR	9	5	14	9	5	14	4	3	7	2	1	3	0	0	0	0	
MANNAR	11	16	27	10	16	26	8	8	16	5	4	9	0	0	0	0	
MANNAR	6	9	15	5	8	13	5	5	10	3	3	6	0	1	1	7.69	
MANNAR	0	21	21	0	21	21	0	13	13	0	5	5	0	0	0	0	
MANNAR	15	0	15	13	0	13	8	0	8	2	0	2	0	0	0	0	
MANNAR	49	0	49	42	0	42	36	0	36	26	0	26	6	0	6	14.29	
MANNAR	2	3	5	2	3	5	2	3	5	2	1	3	0	0	0	0	
MANNAR	9	12	21	9	12	21	3	4	7	0	2	2	0	0	0	0	
MANNAR	5	4	9	5	4	9	5	4	9	4	4	8	0	1	1	11.11	
MANNAR	3	1	4	3	1	4	2	1	3	0	1	1	0	0	0	0	
MANNAR	2	1	3	2	1	3	1	1	2	0	1	1	0	0	0	0	
MANNAR	23	15	38	23	15	38	11	11	22	6	3	9	0	1	1	2.63	
MANNAR	5	1	6	5	1	6	3	1	4	0	0	0	0	0	0	0	
MANNAR	3	4	7	3	4	7	1	1	2	0	0	0	0	0	0	0	
MANNAR	3	8	11	3	8	11	3	7	10	1	5	6	0	0	0	0	
MANNAR	4	8	12	4	8	12	4	7	11	2	6	8	0	1	1	8.33	
MANNAR	3	3	6	3	3	6	1	3	4	0	2	2	0	0	0	0	
MANNAR	8	7	15	8	7	15	4	5	9	3	3	6	0	0	0	0	
MANNAR	10	4	14	8	3	11	7	3	10	5	0	5	1	0	1	9.09	
MANNAR	1	1	2	1	1	2	1	0	1	0	0	0	0	0	0	0	
MANNAR	2	1	3	2	1	3	0	0	0	0	0	0	0	0	0	0	



School wise performance

Zone	School Name	No. Applied			No. Sat			Above 70 Marks			Above 100 Marks			Above Cut off Mark			Pass Percentage
		M		Total	F		Total	M		Total	F		Total	M		Total	
MANNAR	MARUTHAMADHU G T M S	0	1	1	0	1	0	1	0	1	0	1	0	1	0	0	0
MANNAR	MAVILANKERNY R C T M S	5	4	9	5	4	9	5	4	9	4	4	8	0	1	1	11.11
MANNAR	MODDAIKADAI G T M S	1	4	5	1	4	5	1	4	5	0	2	2	0	0	0	0
MANNAR	MULLIKULAM R C T M S	3	3	6	3	3	6	2	1	3	1	1	2	0	0	0	0
MANNAR	MURUNKAN M V	9	12	21	7	11	18	5	8	13	2	4	6	0	0	0	0
MANNAR	MUSALI MAHA VIDYALAYAM	13	12	25	13	12	25	8	9	17	3	7	10	0	0	0	0
MANNAR	NANATTAN M V	13	17	30	12	17	29	9	17	26	4	11	15	1	2	2	6.9
MANNAR	NARUVILKULAM G T M S	4	10	14	4	10	14	4	9	13	4	6	10	0	0	0	0
MANNAR	NOCHCHIKULAM R C T M S	2	0	2	2	0	2	1	0	1	0	0	0	0	0	0	0
MANNAR	PALAIKULI G M M S	5	4	9	4	5	9	2	1	3	0	0	0	0	0	0	0
MANNAR	PANDARAVELI G M M S	4	8	12	4	8	12	4	8	12	2	6	8	0	2	2	16.67
MANNAR	PAHARIKANDAL G T M S	7	16	23	7	15	22	6	13	19	6	12	18	3	3	6	27.27
MANNAR	PERIYAPULLACHI POTKERNY G M M S	5	5	10	5	5	10	3	1	4	1	1	2	0	0	0	0
MANNAR	PONTHIVUKANDAL R C T M S	2	0	2	2	0	2	2	0	2	1	0	1	0	0	0	0
MANNAR	POONOCHCHIKULAM G.M.M.S.	1	1	2	1	1	2	0	0	0	0	0	0	0	0	0	0
MANNAR	PUNITHAVALANAR R C T V	15	26	41	12	24	36	7	22	29	4	16	20	1	2	3	8.33
MANNAR	PUTHUKKAMAM G T M S	4	7	11	4	7	11	2	6	8	1	5	6	0	3	3	27.27
MANNAR	PUTHUKKUDIYIRUPPU G M M S	22	19	41	20	16	36	7	8	15	1	2	3	0	0	0	0
MANNAR	PUTHUVELI G H M M S	2	0	2	2	0	2	2	0	2	1	0	1	0	0	0	0
MANNAR	RISHAD BATHIUDEEN M V	41	21	62	41	21	62	26	15	41	18	11	29	4	3	7	11.29
MANNAR	RIZWAN G M M S	17	17	34	17	16	33	9	11	20	5	10	15	0	0	0	0
MANNAR	SANTHIPURAM G T M S	6	14	20	5	14	19	4	9	13	4	4	8	1	0	1	5.26
MANNAR	SAVERIYARPURAM R C T M S	1	3	4	1	3	4	0	3	3	0	2	2	0	0	0	0
MANNAR	SIRUKKANDAL R C T M S	4	0	4	4	0	4	4	0	4	0	0	0	0	0	0	0
MANNAR	SIRUTHOPPU R C T M S	11	9	20	11	9	20	9	3	12	5	2	7	0	0	0	0
MANNAR	SITHYVINAYAGAR HINDU COLLEGE	42	36	78	40	36	76	33	36	69	28	33	61	18	11	29	38.16
MANNAR	SOORIYAKADDAIKADU R C T M S	4	5	9	4	5	9	3	5	8	2	3	5	0	0	0	0
MANNAR	ST ANNE'S M. M. V.	24	34	58	24	34	58	21	32	53	12	21	33	4	4	8	13.79
MANNAR	ST LAWRENCE R C T M S	12	9	21	12	9	21	8	7	15	6	1	7	1	0	1	4.76
MANNAR	ST LUCIA'S M V	13	15	28	13	14	27	11	11	22	8	9	17	0	2	2	7.41



**School wise performance**

Zone	School Name	No. Applied			No. Sat			Above 70 Marks			Above 100 Marks			Above Cut off Mark			Pass Percentage
		M	F	Total	M	F	Total	M	F	Total	M	F	Total	M	F	Pass	
MANNAR	ST MARY'S GIRLS VIDYALAYAM	0	38	38	0	37	37	0	35	35	0	27	0	6	6	16.22	
MANNAR	ST XAVIER'S BOYS' M.M.V.	92	0	92	92	0	92	84	0	84	67	0	67	20	0	21.74	
MANNAR	ST XAVIER'S GIRLS' COLLEGE	0	96	96	0	95	95	0	95	95	0	82	0	19	19	20	
MANNAR	TALAIMANNAR PIER G M M S	4	12	16	4	12	16	3	10	13	2	5	7	2	2	12.5	
MANNAR	TALAIMANNAR PIER G T M S	8	12	20	8	12	20	7	10	17	4	6	10	1	1	5	
MANNAR	TALAIMANNAR PIER R C T M S	6	4	10	6	4	10	3	3	6	3	2	5	0	1	10	
MANNAR	THODDAVELI G T M S	16	13	29	14	13	27	10	12	22	6	7	13	1	2	7.41	
MANNAR	THULLUKUDIYIRUPPU R C T M S	12	9	21	12	9	21	11	6	17	4	0	4	0	0	0	
MANNAR	UYILANKULAM R.C.T.M.S.	12	9	21	12	8	20	11	8	19	6	8	14	1	2	10	
MANNAR	UYIRTHARASANKULAM R C T M S	3	3	6	3	3	6	1	3	4	1	2	3	0	0	0	
MANNAR	VALKAIPPADDANDANDAL R C T M S	3	0	3	3	0	3	2	0	2	0	0	0	0	0	0	
MANNAR	VANCHIYANKULAM R C T M S	10	2	12	10	2	12	6	1	7	4	1	5	0	0	0	
MANNAR	VANNAMODDAI G T M S	2	4	6	2	4	6	2	3	5	1	3	4	0	0	0	
MANNAR	VEPPANKULAM G M M S	11	4	15	11	4	15	4	3	7	1	2	3	0	0	0	

**School wise performance**

Zone	School Name	No. Applied			No. Sat			Above 70 Marks			Above 100 Marks			Above Cut off Mark			Percentage Pass
		M	F	Total	M	F	Total	M	F	Total	M	F	Total	M	F	Total	
		MADHU	ADAMPAN M.M.V	5	8	13	5	8	13	5	6	11	5	6	11	2	
MADHU	ADAMPAN R.C.T.M.S.	2	7	9	2	7	9	2	7	9	1	5	6	0	2	2	22.22
MADHU	ANDANKULAM R.C.T.M.S.	18	6	24	18	6	24	15	6	21	8	5	13	4	2	6	25
MADHU	ANTHONYARPURAM A.M.T.M.SCHOOL	11	7	18	10	7	17	6	4	10	2	1	3	0	0	0	0
MADHU	EACHALAVAKKAI G.T.M.S.	5	8	13	5	8	13	1	4	5	0	2	2	0	0	0	0
MADHU	ILLUPPAIKADAVAI M.V.	5	8	13	5	8	13	3	7	10	3	5	8	0	2	2	15.38
MADHU	IRANAI ILUPPAIKULAM G.T.M.S.	3	8	11	3	7	10	2	5	7	2	1	3	0	0	0	0
MADHU	KADDAIYADAMPAN R.C.T.M.S.	7	12	19	7	12	19	6	7	13	6	6	12	0	2	2	10.53
MADHU	KAKKAIYANKULAM MUS M.V.	3	5	8	3	5	8	3	4	7	2	2	4	0	0	0	0
MADHU	KALLIYADY G.T.M.S.	5	4	9	5	4	9	3	4	7	0	1	1	0	0	0	0
MADHU	KARUNKANDAL R.C.T.M.V.	4	13	17	4	13	17	4	12	16	4	8	12	3	3	6	35.29
MADHU	KOORAI G.T.M.S.	2	2	4	2	2	4	0	2	2	2	0	2	0	0	0	0
MADHU	KOVILKULAM G.T.M.S.	2	3	5	2	3	5	1	3	4	1	1	2	0	0	0	0
MADHU	MARATHY KANNADY R.C.T.M.S.	4	0	4	4	0	4	4	0	4	4	0	4	0	0	0	0
MADHU	MARUTHONDUVAN VELAKULAM G.T.M.S.	0	2	2	0	2	2	0	2	2	0	1	1	0	0	0	0
MADHU	MINUKKAN G.M.M.S.	4	3	7	4	3	7	4	3	7	3	1	4	0	0	0	0
MADHU	MOONRAMPIDDY G.T.M.S.	8	12	20	8	12	20	8	7	15	5	2	7	1	0	1	5
MADHU	MULLIKKULAM G.T.M.S.	8	5	13	7	5	12	3	1	4	0	0	0	0	0	0	0
MADHU	PALAIKULY R.C.T.M.S.	2	2	4	2	2	4	2	2	4	2	2	4	0	0	0	0
MADHU	PALAIYADI PUTHU KULAM R.C.T.M.S.	4	3	7	3	3	6	2	3	5	1	3	4	0	0	0	0
MADHU	PANNAVEDDUVAN G T M S	2	1	3	2	1	3	2	1	3	1	1	2	0	0	0	0
MADHU	PAPAMODDAI R.C.T.M. S.	1	2	3	1	2	3	1	2	3	1	1	2	0	0	0	0
MADHU	PARAPPANKANDAL R.C.T.M.S.	4	4	8	4	4	8	4	4	8	4	4	8	1	1	2	25
MADHU	PARAPPUKADANTHAN G.T.M.S.	2	2	4	2	2	4	2	2	4	2	2	4	0	0	0	0
MADHU	PERIYAKUNCHUKULAM R.C.T.M.S.	4	3	7	4	3	7	3	3	6	3	2	5	0	0	0	0
MADHU	PERIYAMADHU EAST G.M.M.S.	0	1	1	0	1	1	0	0	0	0	0	0	0	0	0	0
MADHU	PERIYAMADHU M.V.	6	5	11	6	5	11	4	4	8	3	4	7	0	0	0	0
MADHU	PERIYAMURIPPU G.T.M.S.	1	4	5	1	4	5	1	3	4	0	1	1	0	0	0	0
MADHU	PERIYAPANDIVIRICHCHAN M.V.	12	11	23	12	11	23	8	10	18	4	5	9	1	1	2	8.7
MADHU	SINNAPANDIVIRICHCHAN G.T.M.S.	6	5	11	5	5	10	1	5	6	1	2	3	0	1	1	10



**School wise performance**

Zone	School Name	No. Applied			No. Sat			Above 70 Marks			Above 100 Marks			Above Cut off Mark			Pass Percentage
		M	F	Total	M	F	Total	M	F	Total	M	F	Total	M	F	Total	
MADHU	SINNAVALAYANKADDU G.T.M.S.	5	3	8	5	3	8	2	3	5	0	1	1	0	0	0	
MADHU	SORNAPURI G.M.M.S.	1	3	4	1	3	4	1	1	2	1	0	1	0	0	0	
MADHU	THADCHANAMARUTHAMADHU G.T.M.S.	4	8	12	4	8	12	4	8	12	3	7	10	1	2	3	
MADHU	THAMPANAikulam G.T.M.S	4	8	12	4	7	11	1	3	4	0	0	0	0	0	0	
MADHU	THEVENPIDDY R.C.T.M.S.	7	11	18	6	11	17	5	10	15	2	5	7	0	0	0	
MADHU	THIRUKETHEESWARAM H.B.T.M.S.	0	3	3	0	3	3	0	2	2	0	0	0	0	0	0	
MADHU	THUYAJOSEPH VAZ M.V.	7	9	16	7	9	16	6	9	15	4	6	10	0	3	18.75	
MADHU	VADDAKANDAL G.T.M.S.	20	14	34	19	13	32	16	10	26	8	7	15	0	0	0	
MADHU	VELLANKULAM G.T.M.S.	11	15	26	8	13	21	0	9	9	0	3	3	0	1	4.76	
MADHU	VILATHIKULAM G.T.M.S.	1	2	3	1	2	3	1	2	3	0	0	0	0	0	0	

**School wise performance**

Zone	School Name	No. Applied			No. Sat			Above 70 Marks			Above 100 Marks			Above Cut off Mark			Pass Percentage			
		M		Total	M		Total	M		F	Total	M		F	Total	M		F	Pass	
VAVUNIYA NORTH	ALAKALLUPODAKULAM VERAMAMUNIVAR VIDYALAYAM	0	1	1	0	1	1	0	1	0	1	0	0	0	0	0	0	0	0	
VAVUNIYA NORTH	ANANTHAKUMARASAMI VID	3	0	3	3	0	3	1	0	1	0	0	0	0	0	0	0	0	0	
VAVUNIYA NORTH	ARUMUGATHANPUTHUKULAM GTMS	2	0	2	2	0	2	2	0	2	0	0	0	0	0	0	0	0	0	
VAVUNIYA NORTH	AYILADY GTMS	0	3	3	3	0	3	3	0	3	0	3	0	3	0	0	0	0	0	
VAVUNIYA NORTH	CEMAMADU SHANMUKANANTHA M.V	1	4	5	1	4	5	1	3	4	0	1	1	0	0	0	0	0	0	
VAVUNIYA NORTH	CHEMAMADU UNIT II GTMS	0	1	1	0	1	1	0	1	1	0	0	0	0	0	0	0	0	0	
VAVUNIYA NORTH	KALMADUKULAM UNIT II G.T.M.S	1	0	1	1	0	1	1	0	1	0	0	0	0	0	0	0	0	0	
VAVUNIYA NORTH	KALMDU MAHA VIDY	5	6	11	5	6	11	3	5	8	2	3	5	0	1	1	1	9.09	0	
VAVUNIYA NORTH	KANAGARAYANKULAM MAHA VIDDIYALAYAM	14	14	28	13	12	25	6	11	17	4	8	12	1	0	1	0	1	4	
VAVUNIYA NORTH	KARAPPUKKUTHI GTMS	2	0	2	2	0	2	1	0	1	0	1	0	0	0	0	0	0	0	
VAVUNIYA NORTH	KARUNKALIKKULAM GTMS	7	1	8	7	0	7	5	0	5	3	0	3	0	0	0	0	0	0	
VAVUNIYA NORTH	KIDACHCHURI KARUVEPPANKULAM G.T.M.S	6	9	15	6	9	15	6	9	15	4	6	10	0	1	1	0	6.67	0	
VAVUNIYA NORTH	KOLLAPULIYANKULAM SRIRAMAKRISHNA VIDYALAYAM	6	3	9	6	3	9	6	3	9	2	1	3	0	0	0	0	0	0	
VAVUNIYA NORTH	KONTHAKKARANKULAM GTMS	0	2	2	0	2	2	0	1	1	0	0	0	0	0	0	0	0	0	
VAVUNIYA NORTH	KOOTHANDARNOCHCHIKULAM G. T. M. S.	0	1	1	0	1	1	0	1	1	0	0	0	0	0	0	0	0	0	
VAVUNIYA NORTH	KOVILKUNCHCHUKULAM GTMS	4	5	9	4	5	9	0	1	1	0	0	0	0	0	0	0	0	0	
VAVUNIYA NORTH	KOVILPULIYANKULAM GTMS	1	0	1	1	0	1	1	0	1	0	0	0	0	0	0	0	0	0	
VAVUNIYA NORTH	KOVILPULIYANKULAM MUTHAMIL VID	3	0	3	3	0	3	3	0	3	0	2	0	2	0	0	0	0	0	
VAVUNIYA NORTH	KULAVISUDDAN GTMS	3	3	6	3	3	6	3	3	6	3	1	4	0	0	0	0	0	0	
VAVUNIYA NORTH	KURISUDDAKULAM GTMS	2	2	4	2	2	4	1	0	1	0	1	0	1	0	0	0	0	0	
VAVUNIYA NORTH	MADUKKULAM NAYAJOTHI VIDYALAYAM	0	1	1	0	1	1	0	0	0	0	0	0	0	0	0	0	0	0	
VAVUNIYA NORTH	MANIKKAILUPPAILULAM GTMS	3	2	5	3	2	5	2	0	2	0	0	0	0	0	0	0	0	0	
VAVUNIYA NORTH	MANNAKULAM GTMS	0	1	1	0	1	1	0	0	0	0	0	0	0	0	0	0	0	0	
VAVUNIYA NORTH	MARAVANKULAM BARATHIDASAN VID	18	21	39	18	20	38	7	15	22	5	6	11	1	0	1	0	1	2.63	
VAVUNIYA NORTH	MARAVILUPPAI GTMS	2	4	6	2	4	6	1	3	4	0	0	0	0	0	0	0	0	0	
VAVUNIYA NORTH	MARUKKAMPALAI GTMS	0	2	2	0	2	2	0	2	2	0	0	0	0	0	0	0	0	0	
VAVUNIYA NORTH	MARUTHODAY G.T.M.S.	1	1	2	1	1	2	0	1	1	0	0	0	0	0	0	0	0	0	
VAVUNIYA NORTH	MATHARPANIKKAR MAHILANKULAM JSV	1	2	3	1	2	3	1	2	3	1	2	3	0	0	0	0	0	0	
VAVUNIYA NORTH	MATHIAMADU VIVEKANANTHA VIDYALAYAM	7	5	12	7	5	12	5	3	8	3	1	4	0	0	0	0	0	0	
VAVUNIYA NORTH	NAINAMADU GTMS	0	1	1	0	1	1	0	1	1	0	0	0	0	0	0	0	0	0	



**School wise performance**

Zone	School Name	No.Applied			No.Sat			Above 70 Marks			Above 100 Marks			Above Cut off Mark			Pass Percentage
		M	F	Total	M	F	Total	M	F	Total	M	F	Total	M	F	Pass	
VAVUNIYA NORTH	NAVVI SRI VANI VIDYALAYAM	1	2	3	1	2	3	1	2	3	0	0	0	0	0	0	0
VAVUNIYA NORTH	NEDUNKENY MAHAVIDDIYALAYAM	9	15	24	9	15	24	4	11	15	4	6	10	0	0	0	0
VAVUNIYA NORTH	NOCHCHIKKULAM NO I JSV	1	0	1	1	0	1	0	0	0	0	0	0	0	0	0	0
VAVUNIYA NORTH	NOCHCHIMODDAI J.S.VID	1	7	8	1	7	8	1	6	7	0	4	4	0	0	0	0
VAVUNIYA NORTH	OLUMADU GTMS	12	7	19	11	6	17	4	1	5	3	0	3	0	0	0	0
VAVUNIYA NORTH	OMANTHI CENTRAL COLLEGE	11	9	20	10	9	19	9	9	18	6	7	13	0	1	1	5.26
VAVUNIYA NORTH	PADDADAIPIRINTHAKULAM GTMS	0	1	1	0	1	1	0	1	1	0	0	0	0	0	0	0
VAVUNIYA NORTH	PADDIKKUDIYIRUPPU GTMS	7	12	19	7	12	19	1	0	1	0	0	0	0	0	0	0
VAVUNIYA NORTH	PALAMODDAI GTMS	4	0	4	4	0	4	0	0	0	0	0	0	0	0	0	0
VAVUNIYA NORTH	PALAYAWADY GTMS	0	1	1	0	1	1	0	1	1	0	0	0	0	0	0	0
VAVUNIYA NORTH	PANTRIKETHAKULAM GTMS	3	6	9	3	6	9	2	4	6	0	0	0	0	0	0	0
VAVUNIYA NORTH	PARANADDAKAL GTMS	2	8	10	2	8	10	1	6	7	0	2	2	0	0	0	0
VAVUNIYA NORTH	PERYAKULAM GTMS	1	5	6	1	5	6	0	5	5	0	0	0	0	0	0	0
VAVUNIYA NORTH	PERYAMADHU GTMS	2	3	5	2	3	5	0	2	2	0	1	1	0	0	0	0
VAVUNIYA NORTH	POOMPUKAR KANNAKI VID	11	9	20	10	9	19	10	6	16	5	2	7	1	0	1	5.26
VAVUNIYA NORTH	PULYANKULAM HINDU COLLEGE	10	8	18	10	8	18	8	7	15	4	1	5	0	0	0	0
VAVUNIYA NORTH	PUTHIASINNSKULAM G.T.M. SCHOOL	1	2	3	1	2	3	1	2	3	0	1	1	0	0	0	0
VAVUNIYA NORTH	PUTHUKKULAM MAHA VID	18	19	37	18	19	37	17	18	35	16	17	33	3	4	7	18.92
VAVUNIYA NORTH	PUTHUKULAM PANDITHAMANI KANAPATHIPPILLAI VID	1	3	4	1	3	4	1	3	4	1	3	4	0	1	1	25
VAVUNIYA NORTH	SELVAVINAYAGAR VIDYALAYAM	2	2	4	2	2	4	1	1	2	1	1	2	0	0	0	0
VAVUNIYA NORTH	SENAIPPULAVU UMAIYAL VIDYALAYAM	8	5	13	8	5	13	6	3	9	6	3	9	0	0	0	0
VAVUNIYA NORTH	SINNADAMPAN BARATHY VIDDIYALAYAM	3	1	4	3	1	4	3	1	4	2	0	2	0	0	0	0
VAVUNIYA NORTH	SINNATHAMPANAI SRI KRISHNA VIDYALAYAM	3	0	3	3	0	3	0	0	0	0	0	0	0	0	0	0
VAVUNIYA NORTH	SUNTHARAPURAM GTMS	3	5	8	3	5	8	3	5	8	3	3	6	2	1	3	37.5
VAVUNIYA NORTH	SUNTHARAPURAMSARASWATHY VID	14	20	34	14	19	33	8	12	20	4	5	9	0	0	0	0
VAVUNIYA NORTH	THANINAYAGAM ADIKALAR VIDYALAYAM	2	3	5	2	3	5	1	3	4	0	0	0	0	0	0	0
VAVUNIYA NORTH	THARANIKKULAM GANESH VID	14	10	24	14	10	24	12	6	18	6	2	8	0	0	0	0
VAVUNIYA NORTH	THAVASIYAKULAM GTMS	3	4	7	3	4	7	3	4	7	1	2	3	0	0	0	0
VAVUNIYA NORTH	THIRUVALUAR VID	2	0	2	2	0	2	2	0	2	1	0	1	0	0	0	0
VAVUNIYA NORTH	UNCHALKADY GTMS	0	1	1	0	1	1	0	0	0	0	0	0	0	0	0	0

**School wise performance**

Zone	School Name	No. Applied			No. Sat			Above 70 Marks			Above 100 Marks			Above Cut off Mark			Pass Percentage
		M	F	Total	M	F	Total	M	F	Total	M	F	Total	M	F	Pass	
VAVUNIYA NORTH	VAARUDAIYAR ILLUPPAIKKULAM G.T.M.S.	1	2	3	1	2	3	0	2	2	0	0	0	0	0	0	0
VAVUNIYA NORTH	VELANKULAM GTMS	0	2	2	0	2	2	0	1	1	0	1	1	0	0	0	0
VAVUNIYA NORTH	VIKNEWARA MAHA VIDDIYALAYAM	3	1	4	3	1	4	3	1	4	1	1	2	0	0	0	0
VAVUNIYA NORTH	VILATHTHIKKULAM SITHAMPARAM VIDYALAYAM	4	4	8	4	4	8	2	3	5	1	2	3	0	0	0	0
VAVUNIYA NORTH	VINGNAKULAM NAVARATNAM VIDYALAYAM	2	1	3	2	1	3	1	1	2	1	0	1	0	0	0	0



**School wise performance**

Zone	School Name	No. Applied			No. Sat			Above 70 Marks			Above 100 Marks			Above Cut off Mark			Percentage Pass
		M		Total	M		Total	M		Total	M		Total	M		Total	
		F	F	F	F	F	F	F	F	F	F	F	F	F	F		
VAVUNIYA SOUTH	ADDAIKALA ANNAI VIDYALAYAM	4	4	8	3	4	7	3	3	6	1	2	3	0	0	0	0
VAVUNIYA SOUTH	AGRABODI MAHA VIDYALAYA	8	16	24	7	16	23	6	14	20	6	11	17	2	3	5	21.74
VAVUNIYA SOUTH	AL - AMEEN MUS M.V	16	10	26	16	10	26	6	5	11	3	1	4	1	0	1	3.85
VAVUNIYA SOUTH	ALAGALLA VIDYALAYA	4	6	10	4	6	10	2	5	7	0	2	2	0	0	0	0
VAVUNIYA SOUTH	AL-AKSA MAHA VIDYALAYAM	5	3	8	5	3	8	2	3	5	0	0	0	0	0	0	0
VAVUNIYA SOUTH	AL-HAMIYA MAHA VIDYALAYAM	16	13	29	15	12	27	11	11	22	6	7	13	1	1	2	7.41
VAVUNIYA SOUTH	ANAVILUNTHAN G.M.M.S	3	2	5	3	2	5	2	2	4	2	1	3	0	0	0	0
VAVUNIYA SOUTH	ANANAGAR PARAMESWARA VIDYALAYAM	11	8	19	11	8	19	8	7	15	6	5	11	0	0	0	0
VAVUNIYA SOUTH	ANDIYAPULIYANKULAM G.M.M.S	15	24	39	14	23	37	8	13	21	5	3	8	1	1	2	5.41
VAVUNIYA SOUTH	ANPUPURAM NAMAGAL VIDYALAYAM	2	4	6	2	4	6	2	4	6	1	2	3	0	0	0	0
VAVUNIYA SOUTH	ARAFAL VIDYALAYAM	10	8	18	10	8	18	7	6	13	2	2	4	0	0	0	0
VAVUNIYA SOUTH	ARUVITHODDAM SIVANANTHA VIDYALAYAM	15	12	27	12	12	24	6	7	13	3	3	6	0	0	0	0
VAVUNIYA SOUTH	ASIKULAM GTMS	1	0	1	0	0	0	0	0	0	0	0	0	0	0	0	0
VAVUNIYA SOUTH	ATAMBAGASKDA VIDYALAYA	7	3	10	6	3	9	4	3	7	2	2	4	0	0	0	0
VAVUNIYA SOUTH	BARADI VIDYALAYAM	6	3	9	6	3	9	4	2	6	1	0	1	0	0	0	0
VAVUNIYA SOUTH	CHEKKADDIPULAVU G.T.M.S	8	6	14	6	6	12	3	3	6	1	2	3	1	1	2	16.67
VAVUNIYA SOUTH	DHARMAPALA VIDYALAYA	5	6	11	5	6	11	5	6	11	4	4	8	1	0	1	9.09
VAVUNIYA SOUTH	EYANKARAVOOR G T M S	2	1	3	2	1	3	2	1	3	2	1	3	1	0	1	33.33
VAVUNIYA SOUTH	GAMINI MAHA VIDYALAYAM	3	5	8	3	5	8	1	3	4	0	3	3	0	0	0	0
VAVUNIYA SOUTH	GANESHAPURAM SHANMUGANANTHA VIDYALAYAM	8	4	12	8	4	12	6	1	7	3	0	3	0	0	0	0
VAVUNIYA SOUTH	KALABOGASWEVA VIDYALAYA	5	3	8	5	2	7	2	2	4	1	0	1	0	0	0	0
VAVUNIYA SOUTH	KALLARU SRI SITHY VINAYAGAR VIDYALAYAM	7	6	13	7	6	13	7	4	11	5	1	6	0	0	0	0
VAVUNIYA SOUTH	KALNAADDINAKULAM G.T.M.S	6	2	8	5	2	7	3	1	4	0	0	0	0	0	0	0
VAVUNIYA SOUTH	KALUKUNNAMADUWA G.S.M S	6	4	10	6	4	10	6	3	9	6	1	7	0	1	1	10
VAVUNIYA SOUTH	KANKANKULAM SRISUPRAMANIYA VID	3	0	3	3	0	3	1	0	1	0	0	0	0	0	0	0
VAVUNIYA SOUTH	KANTHAPURAM VANI VIDYALAYAM	19	20	39	17	19	36	10	17	27	4	11	15	0	1	1	2.78
VAVUNIYA SOUTH	KANTHASAMYNAKAR VIPULANANTHA VID	1	0	1	1	0	1	1	0	1	0	0	0	0	0	0	0
VAVUNIYA SOUTH	KARUMPANICHANKULAM G.T.M.S	2	4	6	1	3	4	1	3	4	0	0	0	0	0	0	0
VAVUNIYA SOUTH	KATHARSINNAKULAM G.T.M.S.	3	3	6	3	3	6	3	3	6	2	2	4	0	0	0	0
VAVUNIYA SOUTH	KATKARANKULAM ILANGO VIDYALAYAM	3	3	6	3	3	6	2	3	5	1	1	2	0	0	0	0



School wise performance

Zone	School Name	No. Applied			No. Sat			Above 70 Marks			Above 100 Marks			Above Cut off Mark			Pass Percentage
		M		Total	M		Total	M		Total	M		Total	M		Total	
		F			F			F			F			F			
VAVUNIYA SOUTH	KATPAKAPURAM G.T.M.S	7	7	14	6	7	13	6	7	13	4	5	9	1	0	1	7.69
VAVUNIYA SOUTH	KURUKKALPUTHUKKULAM GTMS	4	6	10	4	6	10	4	6	10	3	2	5	1	0	1	10
VAVUNIYA SOUTH	MADEENA VIDYALAYAM	9	6	15	9	6	15	7	5	12	4	4	8	1	0	1	6.67
VAVUNIYA SOUTH	MADUKANTHA NATIONAL SCHOOL	21	11	32	20	11	31	17	11	28	10	11	21	4	2	6	19.35
VAVUNIYA SOUTH	MAHAKACHCHAKODIYA G.S.M.S	5	7	12	5	7	12	4	6	10	3	3	6	1	0	1	8.33
VAVUNIYA SOUTH	MAHAMAILANKULAMA GSMS	5	9	14	5	9	14	5	9	14	4	6	10	2	5	7	50
VAVUNIYA SOUTH	MAHARAMBAIKULAM G.T.M.S	1	12	13	1	10	11	1	10	11	0	6	6	0	0	0	0
VAVUNIYA SOUTH	MANIYARKULAM VIDYANAADHA VIDYALAYAM	2	3	5	2	3	5	2	3	5	2	2	4	1	1	2	40
VAVUNIYA SOUTH	MARUTHAMADUWA GSMS	2	5	7	2	5	7	2	5	7	2	2	4	0	0	0	0
VAVUNIYA SOUTH	MOONDUMURIPPUWA GSMS	2	2	4	2	2	4	2	1	3	2	0	2	0	0	0	0
VAVUNIYA SOUTH	MOONRUMURIPPU G T M	12	11	23	12	11	23	9	9	18	6	7	13	1	0	1	4.35
VAVUNIYA SOUTH	MUHATHANKULAM G.T.M.S	1	1	2	1	1	2	1	1	2	1	0	1	0	0	0	0
VAVUNIYA SOUTH	MUHATHANKULAM VIGNEEWARA VIDYALAYAM	1	0	1	1	0	1	1	0	1	1	0	1	0	0	0	0
VAVUNIYA SOUTH	MURUGANOR SARATHA VID	4	3	7	4	3	7	3	2	5	3	1	4	0	1	1	14.29
VAVUNIYA SOUTH	MUTHALIYARKULAM R C T M S	5	10	15	5	10	15	4	5	9	1	4	5	0	0	0	0
VAVUNIYA SOUTH	NEDUNKULAMA G.S.M.S	4	3	7	4	3	7	3	3	6	3	2	5	0	0	0	0
VAVUNIYA SOUTH	NEELIAMODDAI SARASWATHY VID	1	5	6	1	5	6	0	3	3	0	1	1	0	0	0	0
VAVUNIYA SOUTH	NELUKKULAM KALAIMAGAL M.V.	62	60	122	62	60	122	51	47	98	33	32	65	4	8	12	9.84
VAVUNIYA SOUTH	NOCHCHIKULAM RCTMS	1	1	2	1	1	2	1	1	2	1	1	2	0	0	0	0
VAVUNIYA SOUTH	PARAKUM M.V.	22	40	62	21	39	60	21	37	58	15	34	49	2	6	8	13.33
VAVUNIYA SOUTH	PARASAKTHY VIDYALAYAM	2	0	2	2	0	2	0	0	0	0	0	0	0	0	0	0
VAVUNIYA SOUTH	PAVATKULAM GANESWARA MAHA VIDYALAYAM	10	9	19	10	9	19	8	9	17	3	6	9	0	0	0	0
VAVUNIYA SOUTH	PAVATKULAM KALAIMAGAL VIDYALAYAM	2	0	2	2	0	2	2	0	2	1	0	1	0	0	0	0
VAVUNIYA SOUTH	PAVATKULAM M.V	2	0	2	2	0	2	0	0	0	0	0	0	0	0	0	0
VAVUNIYA SOUTH	PAVATKULAM STAGE 3 NO 9 JUNIOR HIGH SCHOOL	5	5	10	5	5	10	5	2	7	2	0	2	0	0	0	0
VAVUNIYA SOUTH	PERIYATHAMBANI G.T.M.S	1	3	4	1	3	4	1	2	3	0	1	1	0	0	0	0
VAVUNIYA SOUTH	PIRAMANALANKULAM VIGNESWARA VIDYALAYAM	0	1	1	0	1	1	0	1	1	0	1	1	0	0	0	0
VAVUNIYA SOUTH	POONTHODDAM MAHA VIDYALAYAM	27	25	52	27	24	51	20	22	42	16	17	33	2	0	2	3.92
VAVUNIYA SOUTH	POOSANIPITTHAYUMANAVAR VIDYALAYAM	6	3	9	6	1	7	0	1	1	0	0	0	0	0	0	0
VAVUNIYA SOUTH	POOVARASANKULAM MAHA VIDYALAYAM	6	13	19	6	13	19	5	10	15	2	6	8	0	2	2	10.53



**School wise performance**

Zone	School Name	No. Applied			No. Sat			Above 70 Marks			Above 100 Marks			Above Cut off Mark			Percentage Pass
		M		Total	M		Total	M		Total	M		Total	M		Total	
		F			F			F			F			F			
VAVUNIYA SOUTH	PRAMANDU VIDYALAYAM	11	9	20	11	9	20	11	7	18	9	5	14	3	2	5	25
VAVUNIYA SOUTH	RAJENDERAMKULAM G.T.M.S	8	9	17	8	9	17	4	5	9	2	3	5	0	0	0	0
VAVUNIYA SOUTH	RAMBAIKULAM GIRLS M.V	43	126	169	43	124	167	43	123	166	40	120	160	18	64	82	49.1
VAVUNIYA SOUTH	SAIVAPRAGASHA PRIMARY SCHOOL	19	112	131	19	111	130	18	107	125	17	89	106	8	21	29	22.31
VAVUNIYA SOUTH	SAMALANKULAM GTMS	7	8	15	6	8	14	4	7	11	3	4	7	1	0	1	7.14
VAVUNIYA SOUTH	SINNATHAMPANAI GTMS	0	1	1	0	1	1	0	0	0	0	0	0	0	0	0	0
VAVUNIYA SOUTH	SIRISUMANA MAHA VIDUHALA	13	11	24	12	11	23	11	9	20	5	8	13	1	4	5	21.74
VAVUNIYA SOUTH	SITHY VINAYAGAR VIDYALAYAM	19	12	31	19	12	31	18	11	29	14	8	22	0	2	2	6.45
VAVUNIYA SOUTH	SIVAPURAM PRIMARY SCHOOL	3	2	5	3	2	5	3	2	5	2	2	4	0	0	0	0
VAVUNIYA SOUTH	THALIKULAM G.T.M.S	13	14	27	13	14	27	8	12	20	7	9	16	3	1	4	14.81
VAVUNIYA SOUTH	THAMPANAICHOLAI KETHEESWARA VIDYALAYAM	4	3	7	4	3	7	2	2	4	1	0	1	0	0	0	0
VAVUNIYA SOUTH	THARUL ULOOM MUSLIM VIDYALAYAM	8	11	19	8	11	19	7	7	14	5	3	8	1	0	1	5.26
VAVUNIYA SOUTH	THIRUGNANASAMPANTHAR VIDYALAYAM	22	29	51	22	28	50	17	18	35	9	10	19	1	2	3	6
VAVUNIYA SOUTH	VAVUNIYA AL IQBAL VIDYALAYAM	24	29	53	24	29	53	18	24	42	8	12	20	0	0	0	0
VAVUNIYA SOUTH	VAVUNIYA CHEDDIKULAM MAHA VIDYALAYAM	10	12	22	10	12	22	10	8	18	8	6	14	1	3	4	18.18
VAVUNIYA SOUTH	VAVUNIYA CHURCH OF CEYLON T.M.S.	24	23	47	24	23	47	18	18	36	14	14	28	4	2	6	12.77
VAVUNIYA SOUTH	VAVUNIYA HINDU COLLEGE	34	30	64	29	26	55	22	23	45	18	16	34	3	6	9	16.36
VAVUNIYA SOUTH	VAVUNIYA MUSLIM MAHA VIDYALAYAM	25	38	63	24	38	62	22	30	52	13	23	36	1	2	3	4.84
VAVUNIYA SOUTH	VAVUNIYA PERIYAKOMARASANKULAM MAHAVIDYALAYAM	27	24	51	26	23	49	23	22	45	15	13	28	1	0	1	2.04
VAVUNIYA SOUTH	VAVUNIYA SRINAGARAJAH VIDYALAYAM	27	40	67	21	38	59	14	30	44	8	12	20	1	2	3	5.08
VAVUNIYA SOUTH	VAVUNIYA TAMIL MADHIYA MAHA VIDYALAYAM	156	32	188	155	31	186	143	30	173	123	22	145	45	11	56	30.11
VAVUNIYA SOUTH	VAVUNIYA VIPULANANTHA COLLEGE	84	61	145	84	61	145	77	61	138	70	54	124	22	30	52	35.86
VAVUNIYA SOUTH	VEERAPURAM MANIVASAKAR M.V.	23	15	38	21	14	35	15	15	30	6	10	16	1	3	4	11.43
VAVUNIYA SOUTH	VELIKULAM JUNIOR HIGH SCHOOL	3	3	6	3	3	6	2	2	4	2	2	4	1	0	1	16.67
VAVUNIYA SOUTH	VINAYAGAR VIDYALAYAM	10	14	24	10	14	24	9	13	22	7	10	17	0	0	0	0



**School wise performance**

Zone	School Name	No. Applied			No. Sat			Above 70 Marks			Above 100 Marks			Above Cut off Mark			Pass Percentage
		M	F	Total	M	F	Total	M	F	Total	M	F	Total	M	F	Total	
MULLAITIVU	ALAMPIL R.C.VID.	7	9	16	5	7	12	5	6	11	2	2	4	0	0	0	0
MULLAITIVU	AMPALAVANPOKKANAI M.V.	6	2	8	6	2	8	6	1	7	5	0	5	0	0	0	0
MULLAITIVU	ANANTHAPURAM.G.T.MS	0	3	3	0	3	3	0	0	0	0	0	0	0	0	0	0
MULLAITIVU	BARATHY VID.	33	31	64	30	30	60	20	18	38	12	12	24	5	2	7	11.67
MULLAITIVU	CEMMALAI MAHA VID.	14	13	27	13	13	26	12	10	22	8	8	16	1	1	2	7.69
MULLAITIVU	CHILAWATHAI TAMIL VIDYALAYAM	16	15	31	14	12	26	10	6	16	6	2	8	0	0	0	0
MULLAITIVU	IRANAIPALAI.R.C.MAHA VID.	14	15	29	13	13	26	10	8	18	5	5	10	0	1	1	3.85
MULLAITIVU	IRUDDUMADU TAMIL VID.	7	6	13	7	6	13	0	3	3	3	0	0	0	0	0	0
MULLAITIVU	KAIVELY KANESHA VID.	15	13	28	12	13	25	4	8	12	2	3	5	0	0	0	0
MULLAITIVU	KALAIMAHAL VIDYALAYAM	32	26	58	32	26	58	26	23	49	20	17	37	5	3	8	13.79
MULLAITIVU	KALLAPPADU G.T.M.S.	7	6	13	7	4	11	7	2	9	6	1	7	1	0	1	9.09
MULLAITIVU	KARUNADDUKKENY G.T.M.S.	2	0	2	2	0	2	1	0	1	0	0	0	0	0	0	0
MULLAITIVU	KEPPAPILAVU G.T.M.S.	4	1	5	4	1	5	2	0	2	0	0	0	0	0	0	0
MULLAITIVU	KOKKULAI G.T.M.S	4	2	6	4	2	6	1	1	2	0	0	0	0	0	0	0
MULLAITIVU	KOKUTHODUVAI G.T.M.S.	5	5	10	4	5	9	1	2	3	1	2	3	0	0	0	0
MULLAITIVU	KOMBAVIL VIGNESWARA VID.	18	11	29	18	11	29	13	9	22	8	8	16	3	2	5	17.24
MULLAITIVU	KUMULAMUNAI MAHA VID	13	20	33	10	19	29	8	16	24	4	12	16	2	0	2	6.9
MULLAITIVU	KURAVIL TAMIL VID.	14	15	29	14	15	29	7	11	18	1	2	3	0	0	0	0
MULLAITIVU	MANNAKANDAL.G.T.M.S	5	4	9	5	4	9	3	4	7	1	1	2	0	0	0	0
MULLAITIVU	MANTHUVIL ARASATNAM VID.	8	6	14	8	6	14	5	3	8	3	0	3	0	0	0	0
MULLAITIVU	MATHALAN R.C.T.M.S.	3	2	5	3	2	5	1	0	1	1	0	1	0	0	0	0
MULLAITIVU	MULLAITIVU HINDUBOARD TAMIL MIXED SCHOOL	14	14	28	12	14	26	8	10	18	5	5	10	0	1	1	3.85
MULLAITIVU	MULLAITIVU R.C.T.M.S	18	21	39	18	20	38	14	17	31	9	9	18	1	2	3	7.89
MULLAITIVU	MULLIVAIKAL WEST K. V.	7	4	11	7	4	11	4	4	8	3	2	5	0	0	0	0
MULLAITIVU	MULLIVAIKKAL EAST G.T.M.S.	4	1	5	4	1	5	2	0	2	0	0	0	0	0	0	0
MULLAITIVU	MULLIYAWALAI TAMIL VIDYALAYAM	9	14	23	9	14	23	7	10	17	6	9	15	2	5	7	30.43
MULLAITIVU	MULLIYAWALAI.R.C.T.M.S	4	8	12	4	8	12	4	5	9	3	2	5	1	0	1	8.33
MULLAITIVU	MURIPPU TAMIL VID.	1	3	4	1	3	4	0	3	3	0	0	0	0	0	0	0
MULLAITIVU	NETHALIYARU TAMIL VID	9	7	16	9	7	16	9	7	16	9	3	12	2	1	3	18.75
MULLAITIVU	PUTHUKKUDIYIRUPPU.R.C.VID.	21	14	35	19	14	33	11	8	19	2	3	5	0	0	0	0



**School wise performance**

Zone	School Name	No. Applied			No. Sat			Above 70 Marks			Above 100 Marks			Above Cut off Mark			Pass Percentage
		M	F	Total	M	F	Total	M	F	Total	M	F	Total	M	F	Pass	
MULLAITIVU	SIVANAGAR TAMIL VID	1	6	7	1	6	7	1	6	7	0	4	4	0	1	14.29	
MULLAITIVU	SRI SUBRAMANIYA VID	37	42	79	37	42	79	28	36	64	14	30	44	10	3	16.46	
MULLAITIVU	SUTHANTHIRAPURAM.G.T.M.S	14	14	28	13	14	27	13	8	21	5	2	7	1	0	3.7	
MULLAITIVU	THANEEROOTU H.B.T.M.S.	36	38	74	34	34	68	29	30	59	24	21	45	5	3	11.76	
MULLAITIVU	THANNIYURU MUSLIM VID.	13	9	22	9	9	18	5	5	10	4	2	6	0	0	0	
MULLAITIVU	THANNIYUTU .C.C.T.M.S	9	4	13	9	4	13	7	2	9	4	0	4	1	0	7.69	
MULLAITIVU	THERAVIL TAMIL VID	9	10	19	9	9	18	4	6	10	3	5	8	0	0	0	
MULLAITIVU	THEVIPURAM.G.T.M.S	4	6	10	3	6	9	2	2	4	1	0	1	0	0	0	
MULLAITIVU	UDAYARKADDU.G.T.M.S	46	54	100	39	51	90	24	33	57	16	20	36	0	0	0	
MULLAITIVU	UDUPPUKKULAM TAMIL VID	11	13	24	12	10	22	3	4	7	1	1	2	0	0	0	
MULLAITIVU	UNNAPPILAVU T.V.	9	7	16	8	6	14	4	4	8	2	3	5	1	0	7.14	
MULLAITIVU	VALLIPUNAM SECONDARY HIGH SCHOOL	39	42	81	24	34	58	13	24	37	10	13	23	2	2	4	
MULLAITIVU	VATTAPPALAI MAHA VID.	16	14	30	15	14	29	8	13	21	6	8	14	0	0	0	
MULLAITIVU	VEDDUVAIKKAL G.T.M.S.	6	3	9	6	3	9	6	1	7	4	1	5	1	0	11.11	
MULLAITIVU	VENAVIL SRI MURUGANANDA VID.	5	6	11	5	6	11	3	6	9	0	2	2	0	0	0	
MULLAITIVU	VISUVANATHAR PRIMARY SCHOOL	26	29	55	26	29	55	24	27	51	18	22	40	13	13	26	
																47.27	

School wise performance

Zone	School Name	No.Applied			No.Sat			Above 70 Marks			Above 100 Marks			Above Cut off Mark			Pass Percentage
		M		Total	M		Total	M		Total	M		Total	M		Total	
		F			F			F			F			F			
THUNUKKAI	ALANKULAM GTMS	1	1	2	1	1	2	0	0	0	0	0	0	0	0	0	0
THUNUKKAI	AMATHIPURAM TAMIL VIDYALAYAM	4	7	11	4	7	11	2	6	8	0	2	2	0	0	0	0
THUNUKKAI	AMPAKAMAM G T M S	4	5	9	4	5	9	2	4	6	1	2	3	0	0	0	0
THUNUKKAI	AMPALALPURAM TAMIL VIDYALAYAM	1	4	5	1	4	5	0	1	1	0	1	1	0	0	0	0
THUNUKKAI	AMPALAPERUMALKULAM GTMS	4	2	6	4	2	6	4	2	6	3	0	3	0	0	0	0
THUNUKKAI	ANINCHAYANULAM TAMIL MIXED VIDYALAYAM	20	28	48	20	27	47	18	26	44	18	23	41	8	8	16	34.04
THUNUKKAI	AROKKIYAPURAM TAMIL V.	4	3	7	4	3	7	1	2	3	0	2	2	0	0	0	0
THUNUKKAI	ARUMUGAM VID	24	14	38	24	14	38	16	14	30	12	9	21	2	2	4	10.53
THUNUKKAI	EASWARAN VID	4	5	9	3	5	8	0	1	1	0	1	1	0	0	0	0
THUNUKKAI	IYANKANKULAM GTMS	5	7	12	5	7	12	2	3	5	0	0	0	0	0	0	0
THUNUKKAI	KALVILANKULAM GTMS	4	7	11	4	7	11	1	6	7	1	1	2	0	0	0	0
THUNUKKAI	KARIPPADDAMURIPPU G.T.M.S.	5	4	9	5	4	9	1	2	3	0	0	0	0	0	0	0
THUNUKKAI	KARUVALANKANDAL G T M S	2	3	5	2	3	5	1	3	4	1	2	3	0	0	0	0
THUNUKKAI	KATCHILAMADU G T M S	16	13	29	14	13	27	6	9	15	3	4	7	0	0	0	0
THUNUKKAI	KATHALIYAR SAMALANKULAM G.T.M.S.	1	1	2	1	1	2	1	1	2	1	1	2	0	0	0	0
THUNUKKAI	KODDAIKADDIYAKULAM GTMS	8	2	10	8	2	10	5	1	6	2	0	2	0	0	0	0
THUNUKKAI	KOLLAVILANKULAM G.T.M.S.	0	1	1	0	1	1	0	1	1	0	1	1	0	1	1	100
THUNUKKAI	KOOLAMURIPPU G.T.M.S.	2	3	5	2	3	5	1	2	3	0	0	0	0	0	0	0
THUNUKKAI	KUMARASAMY VIDYALAYAM	24	20	44	23	20	43	14	18	32	10	13	23	1	3	4	9.3
THUNUKKAI	MAMADU PALAMPASI G T M S	2	0	2	2	0	2	1	0	1	1	0	1	0	0	0	0
THUNUKKAI	MAYILVAHANAM TAMIL VID	14	12	26	14	12	26	9	6	15	4	4	8	0	0	0	0
THUNUKKAI	MOONRUMURIPPU G.T.M.S.	2	2	4	2	2	4	0	0	0	0	0	0	0	0	0	0
THUNUKKAI	MUTHTHAIYANKADDU LEFT BANK G.T.M.S.	13	14	27	12	13	25	8	8	16	3	7	10	0	1	1	4
THUNUKKAI	MUTHTHUVINAYAGAR TAMIL VIDYALAYAM	11	12	23	11	12	23	5	9	14	2	2	4	0	0	0	0
THUNUKKAI	NADDANKANDAL G.T.M.S.	4	6	10	4	6	10	3	6	9	0	5	5	0	0	0	0
THUNUKKAI	ODDUSUDDAN H T M S	3	2	5	3	2	5	3	2	5	2	2	4	0	0	0	0
THUNUKKAI	OLUMADU TAMIL VIDYALAM	5	9	14	4	8	12	2	5	7	2	3	5	0	0	0	0
THUNUKKAI	OTHYAMALAI G.T.M.S.	1	1	2	1	1	2	0	0	0	0	0	0	0	0	0	0
THUNUKKAI	PALAIPPANI TAMIL VIDYALAYAM	0	1	1	0	1	1	0	1	1	0	0	0	0	0	0	0
THUNUKKAI	PALAYAMURIKANDY GTMS	0	2	2	0	2	2	0	1	1	0	0	0	0	0	0	0



**School wise performance**

Zone	School Name	No. Applied			No. Sat			Above 70 Marks			Above 100 Marks			Above Cut off Mark			Pass Percentage
		M	F	Total	M	F	Total	M	F	Total	M	F	Total	M	F	Pass	
THUNUKKAI	PANANKAMAM MOONRUMURIPPU G.T.M.S.	0	2	2	0	2	2	0	1	1	0	0	0	0	0	0	
THUNUKKAI	PANANKAMAMPOOVARASANKULAM	1	4	5	1	4	5	1	3	4	0	2	2	0	0	0	
THUNUKKAI	PANDIYANKULAM PRIMARY SCHOOL	11	17	28	10	16	26	6	11	17	4	3	7	0	1	3.85	
THUNUKKAI	PANIKKANKULAM G.T.M.S	5	5	10	5	5	10	2	4	6	1	1	2	0	0	0	
THUNUKKAI	PERARU TAMIL VID	3	5	8	3	5	8	0	2	2	0	1	1	0	0	0	
THUNUKKAI	PERIYAITHIMADU G.T.M.S.	0	0	0	0	0	0	0	0	0	0	0	0	0	0	0	
THUNUKKAI	PERIYAKULAM G.T.M.S.	0	1	1	0	1	1	0	1	1	0	0	0	0	0	0	
THUNUKKAI	PERIYAPULIYANKULAM G.T.M.S.	4	8	12	4	8	12	2	5	7	0	2	2	0	1	8.33	
THUNUKKAI	PONNAGAR TAMIL VID	1	1	2	1	1	2	1	1	2	0	0	0	0	0	0	
THUNUKKAI	PULUMACHCHINATHAKULAM G.T.M.S.	1	2	3	1	2	3	0	2	2	0	0	0	0	0	0	
THUNUKKAI	SHANMUGARATNAM VIDIYALAYAM	18	18	36	18	16	34	8	11	19	5	9	14	0	3	8.82	
THUNUKKAI	SIRADDIKULAM G.T.M.S.	2	0	2	2	0	2	2	0	2	1	0	1	0	0	0	
THUNUKKAI	THANDUVAN G T M S	7	10	17	7	10	17	1	4	5	1	1	2	0	1	5.88	
THUNUKKAI	THENNIYANKULAM GTMS	7	2	9	7	2	9	3	2	5	0	1	1	0	0	0	
THUNUKKAI	THERANKANDAL GTMS	5	5	10	5	5	10	1	3	4	0	3	3	0	0	0	
THUNUKKAI	THIRUMURIKANDY HINDU VIDDIYALAYAM	14	12	26	14	12	26	8	5	13	6	1	7	2	0	7.69	
THUNUKKAI	THUNUKKAI GTMS	2	7	9	2	7	9	2	4	6	0	1	1	0	0	0	
THUNUKKAI	UYILANKULAM GTMS	0	1	1	0	1	1	0	1	1	0	0	0	0	0	0	
THUNUKKAI	VANNIVILANKULAM G.T.M.S.	5	1	6	5	1	6	4	1	5	2	0	2	0	0	0	
THUNUKKAI	VAVUNIKKULAM CENTRRAL SULUSU G.T.M.S.	2	1	3	2	1	3	2	1	3	2	1	3	0	0	0	
THUNUKKAI	VAVUNIKKULAM UNIT 4 GTMS	3	2	5	3	2	5	3	1	4	2	1	3	0	0	0	
THUNUKKAI	VINAYAGAPURAM G.T.M.S.	8	5	13	7	5	12	4	4	8	2	1	3	0	0	0	
	Provincial	8944	8987	17931	8642	8778	17420	6216	7033	13249	4106	4713	8819	940	989	11.07	

### Best Performance in Jaffna Districts

School Name	StudentName	Sex	Marks	Rank	Eligible for grant
ERLALAI WEST SAIVASANMARKA VIDYASALAI	Paramamathan Thanurajah	Male	194	1	Yes
J/St.John's College	Muhunthan Mithulan	Male	193	2	No
ARUNODAYA COLLEGE	Uthayakumar Kamsajini	Female	191	3	Yes
J/St.John's College	Thiyagarajah Dinojan	Male	190	4	No
J/Jaffna Hindu Primary School	Arumugam Palakuruperumal	Male	190	4	No
J/St.John Bosco Vid.	Sivakumaran Mathumitha	Female	190	4	No
J/St.John Bosco Vid.	Anton Rober Pernadic Erick	Male	190	4	Yes
VADDU JAFFNA COLLEGE	Srirangan Sajeththan	Male	190	4	No
CHAVAKACHCHERI HINDU PRIMARY SCHOOL	Ravikumar Thavinukan	Male	190	4	No
J/Jaffna Hindu Primary School	Yogaraj Sharani	Female	189	10	Yes
J/Jaffna Hindu Primary School	Ranjith Nithushan	Female	189	10	No
J/St.John Bosco Vid.	Shanthaseelan Abishana	Female	189	10	No
J/PointPedro Sithivinayagar Vid.	Jeganathan Kanalagi	Female	189	10	Yes
J/Urumpirai Saiva Tamil Vid.	Sitsabesan Nivethika	Female	188	14	No
J/St.John Bosco Vid.	Skantharasa Theventhi	Female	188	14	No
J/Vathiry Sacred Heart College	Pushpakaran Mahirthan	Male	188	14	No
J/Gnanasariyar College	Krushnamoorthy Lathursan	Male	188	14	No
J/St.John Bosco Vid.	Kumaran Thakshi	Female	187	17	No
J/St.John Bosco Vid.	Chandrasegaram Abishakan	Male	187	17	No
J/Kokuvil Hindu Primary School	Nevethana Muruganathan	Female	187	17	No
J/Nelliyady MMTMS	Sriskumar Gajan	Male	187	17	No
CHAVAKACHCHERI HINDU PRIMARY SCHOOL	Kanagalingam Ayngaran	Male	187	17	Yes
J/Jaffna Hindu Primary School	Thilaiyampalaraja Kopisanth	Male	186	22	No
J/Jaffna Hindu Primary School	Aananthajoothi Vithiyasakar	Male	186	22	Yes
J/Jaffna Hindu Primary School	Sivanathan Vinuja	Female	186	22	No
J/Urumpirai Saiva Tamil Vid.	Rameshkumar Yathavi	Female	186	22	Yes
J/St.John Bosco Vid.	Nanthakumar Vipushanan	Male	186	22	Yes
J/St.John Bosco Vid.	Karani Abirami	Female	186	22	No
J/St.John Bosco Vid.	Peranantharasa Uthishtan	Male	186	22	No
J/ARUNODAYA COLLEGE	Mathivathanan Ladsikan	Male	186	22	Yes
J/NAVALY MAHA VIDYALAYAM	Pararasasingam Vesakeirthan	Male	186	22	No
J/MANIPAY LADIES COLLEGE	Jehatheeswaran Naragini	Female	186	22	No
J/MANIPAY LADIES COLLEGE	Paransoothi Jathusuthan	Male	186	22	Yes
J/Karaveddy Manickavasagar Vid.	Kailasanathan Piruthuvi	Female	186	22	No
KAITHADY GURUSAMY VIDDIYALAYAM	Baskaramoorthy Abisanth	Male	186	22	Yes



### Best Performance in Kilinochchi Districts

School Name	StudentName	Sex	Marks	Rank	Eligible for grant
KILINOCCHI MAHA VIDYALAYAM	Yogalingam Kobiga	Female	191	1	Yes
KILINICHCHI CENTRAL PRIMARY VIDYALAYAM	Manokaran Paviththiran	Male	188	2	Yes
KILINICHCHI CENTRAL PRIMARY VIDYALAYAM	Suthaskaran Sutharsana	Female	186	3	Yes
PALLAI HINDU PRIMARY VIDYALAYAM	Ketheswaran Kiseran	Male	185	4	No
KILINICHCHI CENTRAL PRIMARY VIDYALAYAM	Arisunanathan Alex	Male	184	5	Yes
KILINOCCHI HINDU PRIMARY VIDYALAYAM	Jehanathan Anojan	Male	184	5	No
KILINOCCHI MAHA VIDYALAYAM	Sritharan Pavithiran	Male	183	7	Yes
KILINICHCHI CENTRAL PRIMARY VIDYALAYAM	Vijayakumar Sangeetha	Female	183	7	Yes
KILINOCCHI HINDU PRIMARY VIDYALAYAM	Thiyagalinn Sangeevana	Female	182	9	Yes
KANDAWALAI MV	Vinajakamoorthi Dilakshan	Male	181	10	Yes
KILINOCCHI MAHA VIDYALAYAM	Ropedsan Abinaya	Female	180	11	Yes
KILINICHCHI CENTRAL PRIMARY VIDYALAYAM	Vijayaratnam Yogadiluxshiya	Female	180	11	Yes
KILINOCCHI MAHA VIDYALAYAM	Kunanathan Abisan	Male	179	13	Yes
KILINOCCHI HINDU PRIMARY VIDYALAYAM	Judemanivannan Nakulathanan	Male	179	13	Yes
ANNAI SARATHATHEVI VIDYALAYAM	Thirumurali Panusan	Male	178	15	Yes
KILINOCCHI MAHA VIDYALAYAM	Sathiyamoothi Surathi	Female	177	16	No
KILINICHCHI CENTRAL PRIMARY VIDYALAYAM	Kamalan Methakagan	Male	177	16	Yes
KILINOCCHI HINDU PRIMARY VIDYALAYAM	Sanmugam Mathulan	Male	177	16	No
THIRUVAIARU MAHA VIDYALAYAM	Ketheeswaran Abiuga	Female	175	20	No
MULANKAVIL MAHA VIDYALAYAM	Mehanthiran Luxsana	Female	175	20	Yes
KILINOCCHI MAHA VIDYALAYAM	Vinotharan Logika	Female	174	21	No
KILINOCCHI MAHA VIDYALAYAM	Rejenthiran uvagini	Female	174	21	Yes
VIVEHANANTHA VIDYALAYAM	Sivagenam Thenilavan	Male	174	21	Yes
THARMAPURAM NO 1 GTMS	Mathiyalakan Athavan	Male	174	21	No
KILINOCCHI HINDU PRIMARY VIDYALAYAM	Senthivelan Abisajini	Female	173	25	Yes
PUNNAINEERAVI GTMS	Kanharupan Lukenthini	Male	173	25	Yes
MURUGANANTHA PRIMARY VIDYALAYAM	Karunannathan Tharukanan	Male	173	25	No
VALLAIPADU R.C.T.M.S.	Bole Robert Meriropedsana	Female	173	25	No
PALLAI HINDU PRIMARY VIDYALAYAM	Thiraviyaratnam Abiram	Male	173	25	No
KILINOCCHI MAHA VIDYALAYAM	Vigneeswaran sbanugan	Male	172	30	Yes
KILINOCCHI MAHA VIDYALAYAM	Nagalingam Pirathapan	Male	172	30	Yes
KILINOCCHI MAHA VIDYALAYAM	Uthayakumar Surenuka	Female	172	30	Yes
KANNAKAIPURAM M.V	Sanmukarasa Lavanya	Female	172	30	Yes
KILINICHCHI CENTRAL PRIMARY VIDYALAYAM	Chenthirakumar Sangeevan	Male	172	30	Yes
AMBIKAI VIDYALAYAM	Pusparasa Kalikeeran	Male	172	30	Yes

### Best Performance in Mullaitivi Districts

School Name	StudentName	Sex	Marks	Rank
Mu/Visvanathar Primary School	Ramakkili Vithurshiya	Male	192	1
Mu/Visvanathar Primary School	Sivaskaran Kinthushan	Female	186	2
Mu/Visvanathar Primary School	Thathiskumar Jeralin	Female	186	2
Mu/Visvanathar Primary School	Akilayan Thanusha	Male	185	4
Mu/Visvanathar Primary School	Kamalakumar Dilakshika	Male	185	4
Mu/Visvanathar Primary School	Aruleswaran Anojan	Female	184	6
Mu/Visvanathar Primary School	Thavamathan Jekanisa	Male	184	6
ANINCHAYANULAM TAMIL MIXED VIDIYALAYAM	Senthirasekaram Kajan	Female	184	6
Mu/Visvanathar Primary School	Jeyabalan Vinthusan	Female	182	9
Mu/Visvanathar Primary School	Francis Noberd Regis Reginod	Female	182	9
Mu/Visvanathar Primary School	Sritharan Jeevagan	Female	180	11
ANINCHAYANULAM TAMIL MIXED VIDIYALAYAM	Vigneswera Luxshikan	Female	180	11
Mu/Sri Subramaniya Vidyasalai	Sasikaran Suhirtha	Male	179	13
Mu/Visvanathar Primary School	Vasu Narththanan	Female	179	13
Mu/Sri Subramaniya Vidyasalai	Rahuparan Pavithiran	Female	178	15
Mu/Kumulamunai M.V	Selliyan Thachchajiny	Male	178	15
Mu/Visvanathar Primary School	Thevasakayam Anojan	Female	178	15
ANINCHAYANULAM TAMIL MIXED VIDIYALAYAM	Thanabalasingam Annojan	Female	178	15
Mu/Vigneswara Vidyalayam	Thulasitharan Purusothman	Female	177	19
ANINCHAYANULAM TAMIL MIXED VIDIYALAYAM	Pemananthan Thanojan	Female	177	19
Mu/Neththaliyaru Tamil Vidyalayam	Kukan Jenany	Male	176	21
Mu/Visvanathar Primary School	Anantharuban Abinayan	Female	176	21
Mu/Visvanathar Primary School	Sivakumar Vishvarega	Male	176	21
Mu/Visvanathar Primary School	Vijinthan Dalshika	Male	176	21
Mu/Thanneerotu H.B.T.M.S	A.Tharnishan	Female	176	21
MuChemmalai Maha Vidyalayam	Sivanathan Abisajiny	Male	175	26
Mu/Visvanathar Primary School	Sapesan Thamiliny	Male	175	26
Mu/Thanneerotu H.B.T.M.S	Mayilvahanam Sulaxshan	Female	174	28
ANINCHAYANULAM TAMIL MIXED VIDIYALAYAM	Yokalingam Lavenya	Male	174	28
Mu/Kalaimahal Vidyalayam	Arunothayam Arunchiga	Male	173	30
Mu/Kalaimahal Vidyalayam	Karunakaran Mathulan	Female	173	30



### Best Performance in Vavuniya Districts

School Name	StudentName	Sex	Marks	Rank	Eligible for grant
V/Tamil M.M.V	ARULEESAN ARUVI	Female	193	1	Yes
V/Tamil M.M.V	RANESH ATHITHTHAN	Male	191	2	No
V/Vavuniya Hindu College	NAGENTHIRAN SANCHIKA	Female	191	2	No
V/Vipulanantha .M.V	KEERTHISINGAM SANUJAN	Male	190	4	Yes
V/Rambaikulam.G.M.V	JATHEENTHIRA PUGALANTHI	Female	190	4	No
V/Vipulanantha .M.V	THAMPIRASA THENUKA	Female	189	6	Yes
V/Tamil M.M.V	JEYARAJAH JANURAJAH	Male	188	7	No
V/Rambaikulam.G.M.V	GNaNASEKARAM NIRUTHI	Female	188	7	No
V/Rambaikulam.G.M.V	KIRISHNANATHAN NERUBA	Female	188	7	No
V/Rambaikulam.G.M.V	SARVANANTHAN SATHUSHAN	Male	188	7	No
V/Rambaikulam.G.M.V	KANESHALINGAM THIVIYALINI	Female	187	11	Yes
V/Saivapiragasa P.V	THARANGINI MAURAN	Female	186	12	Yes
V/Rambaikulam.G.M.V	RAJENTHIRAN THILAIKSANA	Female	186	12	Yes
V/Tamil M.M.V	ARUDCHELVAM KARTHEHEYAN	Male	185	14	Yes
V/Saivapiragasa P.V	KULATHEEPAN SULAKSHAN	Male	185	14	No
V/Rambaikulam.G.M.V	KIRISHNANATHAN ABIRAH	Female	185	14	No
V/Tamil M.M.V	VIMALARAJAH VITHUVARSHAN	Male	184	17	No
V/Rambaikulam.G.M.V	RAMANATHAN VISHNUGAH	Female	184	17	No
V/Rambaikulam.G.M.V	GUNARUBAN SUVATHIKA	Female	184	17	No
V/Vipulanantha .M.V	SRITHARAN DISHAGINI	Female	183	20	No
V/Rambaikulam.G.M.V	UBAITH ABDUL HANAN	Male	183	20	Yes
V/Puthukulam M.V	S.Ruththirakayan	Male	183	20	Yes
V/Puthukulam M.V	U.Shankka	Female	183	20	Yes
V/Vipulanantha .M.V	ARASARATHINAM THISHORAJ	Male	182	24	No
V/Rambaikulam.G.M.V	AGILANAYAGAM SERAJAH	Female	182	24	Yes
V/Tamil M.M.V	GAJANITHY SANSAJAN	Male	180	26	No
V/Tamil M.M.V	SATHIYASEELAN BABITHA	Female	180	26	Yes
V/Tamil M.M.V	MARKANDA KUGANATHAN SHINT	Female	180	26	No
V/Vipulanantha .M.V	SELVAKUMAR HESHALINI	Female	180	26	Yes
V/Vipulanantha .M.V	VASANTHARASAN KIRISHANAN	Male	180	26	No
V/Rambaikulam.G.M.V	PREMARANJAN HEIMARANTHAK	Female	180	26	No

### Best Performance in Mannar Districts

School Name	StudentName	Sex	Marks	Rank	Eligible for grant
Mn/Sithivinayagar Hindu College	Nadarajah Arun	Male	185	1	No
Mn/Fatima MMV	Xavier Laveenan Fernando	Male	184	2	Yes
Mn/Andankulam RCTMS	Thiyakan Devatharan	Male	184	2	Yes
Mn/Sithivinayagar Hindu College	Tharmakulasingam Mervin Delan	Male	183	4	Yes
Mn/Parikarikandal G.T.M.S	Mariyathas Thirusiya	Female	183	4	No
Mn/Sithivinayagar Hindu College	Baskaran Derukshi	Female	182	6	Yes
Mn/St.Mary's Girls' Vid	Pious Hepsiba Peries	Female	182	6	Yes
Mn/St.Xavier's Boys' MMV	Oampragash Aron Oshiyel	Male	180	8	No
	Shelton Judit Cheron	Male	179	9	No
	Jeyaraj Alexshan	Male	179	9	Yes
Mn/St.Xavier's Girls' College	Wilson Suvendran Abisha	Female	179	9	Yes
Mn/St.Mary's Girls' Vid	Hubert Merisha Suwathika Fernando	Female	179	9	No
Mn/St.Anne's M.M.V	Paul Selvaraj Peries Agnes Ostina Peries	Female	179	9	No
Mn/Karunkandal RCTMV	japakeeredam Denuskar	Male	179	9	Yes
MN/Al- Azhar MV	Mohamed Risny Mohamed Reehan	Male	177	15	Yes
Mn/Sithivinayagar Hindu College	Uthhyasooriyan Kanon	Male	177	15	Yes
Mn/Andankulam RCTMS	Jeyarajah Thaksika	Female	177	15	Yes
Mn/Thatchanamaruthamadhu GTMS	Santhakumaran Thanansikka	Female	176	18	No
Mn/Sithivinayagar Hindu College	Maheshwaran Yathuvigaash	Male	175	19	No
Mn/Sithivinayagar Hindu College	Mahendran Gobithan	Male	175	19	No
Mn/St.Xavier's Boys' MMV	Kovarappar Christy Kevin	Male	175	19	No
Mn/St.Xavier's Boys' MMV	Paul Selvakumar Arnould Abishayan	Male	175	19	No
Mn/St.Xavier's Girls' College	Alan Jesuthasan Niomithra	Female	175	19	No
Mn/St.Xavier's Girls' College	Jacobpllai Andrea Millingta	Female	175	19	No
Mn/St.Mary's Girls' Vid	Yogaraj Maritta Shifona Croos	Female	175	19	No
Mn/St.Xavier's Boys' MMV	Thiyokkuppillai Shanoshan	Male	174	26	Yes
Mn/Parikarikandal G.T.M.S	Anthony Keshani Vaz	Female	174	26	Yes
Mn/Sithivinayagar Hindu College	Thanapalan Livansan	Male	173	28	Yes
Mn/Al-.Mina .M.V.	Mohamed Uwais Nusha	Female	173	28	Yes
Mn/St.Anne's M.M.V	Vettirajan Lember Oliver	Male	173	28	Yes
Mn/Puthukkamam GTMS	Seladteen Ajanteena	Female	173	28	No







