

6263

REFERENCE

New Millennium  
Class Workbook

# Fun with ENGLISH

Grade  
5

Based  
on the  
Pupil's Textbook  
for 2020

I. Ganeshan

K.V.PRINTERS BOOKS DISTRIBUTING CENTRE 58 ,GREEN LANE , COLOMBO - 13







Based on the Pupli's Book for 2020

New Millennium  
Class Workbook

# FUN with English

Grade

5



I. Ganeshan

K.V. Printers - Books Distributing Centre .

No. 58, Green Lane, Colombo - 13.

Tel : 011 2330723, 011- 4330451, 011-4330452 Fax : 011 2434723

- Title : **New Millennium Class Work book**  
"Fun with English " for Gr -5
- Author's Name : **I. Ganeshan**
- ISBN : **978-955-3401-61-8**
- Edition : **1st Edition 2020 January**
- Price :
- Publishers : **K.V. Printers**  
**Book Distributing Center**  
No. 58, Green Lane, Colombo -13  
Tel: 011 2330723 /011 4330451 /011 4330452  
Fax: 011 2434723

**All Rights Reserved by the Publishers**



## Publishers' Note

*Dear Students, Teachers, and Parents,*

We are very happy and proud to publish our **New Millennium CLASS WORK BOOK - FUN WITH ENGLISH** - for **Grade 5** students based on "**English Pupil's Book**" for **Grade 5** published by the Educational Publications Department for use in our schools since **2020**.

As usual **FUN WITH ENGLISH** contains language activities and exercises designed employing innovative teaching and testing techniques suggested in the Teacher's Guide and hints given in the guide lines for teachers.

The special feature of **FUN WITH ENGLISH** is the attractive design that will make learning an entertaining and enjoyable experience to the children patiently working through it. Teachers and parents will find the activities not only interesting but also very informative.

We fervently believe that the teachers will find this workbook an invaluable companion in preparing and presenting their lessons efficiently and effectively. The activities focus on providing the students with the best opportunity for them to apply what they have learnt in each lesson. The questions are so meticulously and adroitly illustrated where appropriate. They will certainly enhance the students understanding of the themes and the concepts of the language abilities intended for them to be acquired.

Students will be fully engaged in the activities and use what they have learnt in the 10 Lessons in a meaningful way. Thereby, they will be able to consolidate what they have learnt and readily acquire the language competencies they are expected to achieve at Grade 5 level.

Once the kids have completed each Lesson you will be amazed to find what a great wealth of language abilities your loved over have gained.

We welcome your support and comments for improvement and better service.

*Thank You*

*- Publishers -*



New Millennium Class Work book

# fun with English - Grade 5

S

01. Our Motherland Sri Lanka 1 - 8

T

02. Nature is our Friend 9 - 17

N

03. Caring and Sharing 18 - 28

E

04. Let's Celebrate 29 - 39

T

05. Let's Enjoy Sports 40 - 46

N

06. Healthy Living 47 - 58

O

07. A Day at the Fair 59 - 65

U

08. Safety First 66 - 75

09. Around the World 76 - 86

10. Our Future 87 - 100

11. Model Question Paper - 1 101 - 104

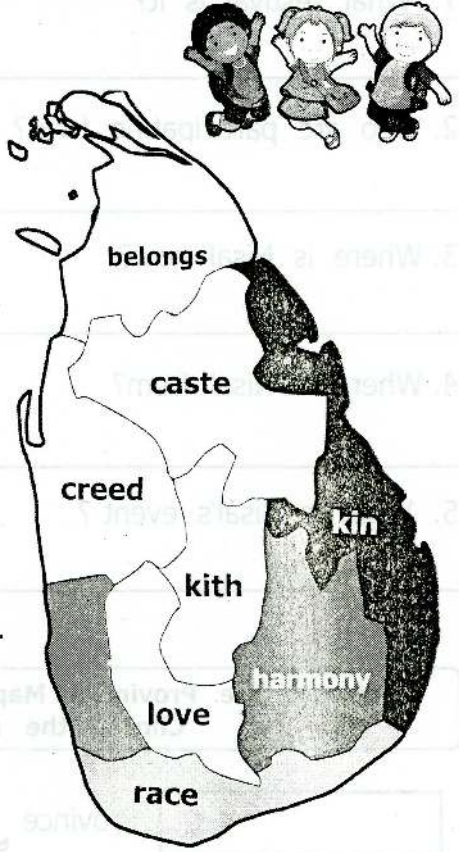
12. Model Question Paper - 2 105 - 108





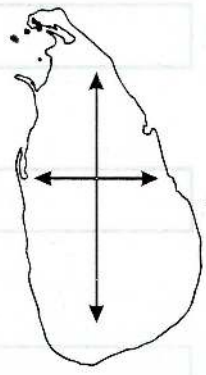
**01** Sing the song our "Motherland Sri Lanka" in Lesson 1 of your textbook.  
Fill in the blanks in these sentences. Choose the missing words from the map.

1. I     Sri Lanka.
5. This land         to all of us.
3. A Sinhalese, a Tamil, or a Muslim, whatever your     may be...
4. A king or a queen, a farmer or a barber, a fisherman or a washerman, a weaver or a sweeper, whatever your     may be...
5. A Buddhist or a Hindu, a Christian or an Islamist, whatever your     may be...
6. We are all    and  .
7. Let's all live in      .



**02** Sing the song on page 1 and 2 and fill in the blanks with the correct words.

1.
2.
3.
4.
5. Let's make this island   .
6. Let's make this island        .
7. Let's     a helping hand.
8. Let's live in     .







**03** Read lesson 2 on page 2 of your textbook and give short answers.

1. What festival is it?  
\_\_\_\_\_
2. Who are participating in it?  
\_\_\_\_\_
3. Where is Nisal now?  
\_\_\_\_\_
4. Where is Nisal from?  
\_\_\_\_\_
5. What is Nisal's event?  
\_\_\_\_\_



Look at the Provincial Map of Sri Lanka and write the missing words. Choose the missing words from the boxes. **04**

1.  Province

2.  Province

3.  Province

4.  Province

5.  Province

6.  Province

7.  Province

8.  Province

9.  Province

- |              |          |               |          |               |
|--------------|----------|---------------|----------|---------------|
| Central      | Eastern  | Uva           | Northern | North-Central |
| Sabarakambwa | Southern | North-Western | Western  |               |





**05** Underline the correct question words in the brackets.

1. (Who, What, Where ) festival is it?  
It is the National Junior Sports Festival.

2. (Who, What, Where) is your name?  
I am Nisal.

3. (Where, What, Who) are participating?  
Senuri, Kumar, Nisal and Navaz.



4. (Who, Where, What ) is Nisal ?  
Nisal is at the registration desk.

5. (Where, Who, What) is Nisal from?  
He is from Anuradhapura.

6. (What, Who, Where) is his province?  
He is from the North Central Province.

Complete the following dialogue between the (T) teacher and (N) Nisal.

**06**

1. T - Good morning, what's your name?

N - \_\_\_\_\_ sir, \_\_\_\_\_ Nisal.

2. T - ~~Who~~ Where do you come from?

N - \_\_\_\_\_ Anuradhapura.

3. T - What's your province ?

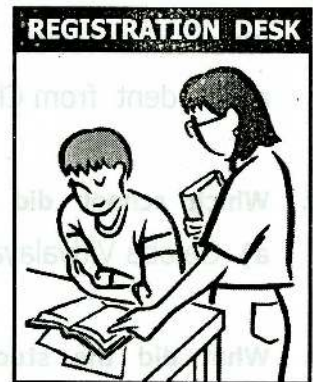
N - \_\_\_\_\_ the North Central province.

4. T - What's your event?

N - My \_\_\_\_\_ is swimming.

5. T - Well, Good Luck!

N - \_\_\_\_\_ , sir.







**07** Read Lesson 3 on page 4 and 5 of your textbook. Choose the correct word from the brackets and fill in the blanks.

1. Sri Lanka is our \_\_\_\_\_ land. (Mother, Father, Brother)
2. Sri Lanka is a beautiful \_\_\_\_\_. (lake, island, pond)
3. \_\_\_\_\_ is our National bird. (Peacock, Eagle, Jungle Fowl)
4. \_\_\_\_\_ is our National Flower. (Sunflower, Blue Water Lily, Red louts)
5. Sri Pada is a high \_\_\_\_\_. (waterfall, beach, mountain)
6. \_\_\_\_\_ is a vast rain forest. (Yala, Sinharaja, Sigiriya)
7. Anuradhapura is in the \_\_\_\_\_ zone (wet, dry, arid)
8. Ratnapura is in the \_\_\_\_\_ zone. (wet, arid, dry)
9. \_\_\_\_\_ is a beautiful waterfall. (Bentota, Seethawake, Dunghinda)
10. \_\_\_\_\_ has many ancient ruins. (Pollonnaruwa, Galle, Kandy)

Read Lesson 4 on page 6 and 7 of your textbook and underline the correct answers to the questions.

**08**

1. Who came to Sri Lanka?  
a) Student from China    b) Students from Japan    c) Students from Thailand
2. Which school did they visit?  
a) Gajaba Vidyalaya    b) Ananda Vidyalaya    c) Sumana Vidyalaya
3. What did the students introduce to the visitors?  
a) Chinese food    b) Indian food    c) Sri Lankan food
4. What is our staple food?  
a) bread    b) rice    c) noodles
5. What do we make with rice flour and coconut milk ?  
a) hoppers    b) pittu    c) string hoppers





**09** Read Lesson 5 on page 8 and 9 of your textbook and answer these questions.

1. Where did the students of Ruhunu Vidyalyaya visit?

\_\_\_\_\_

2. What is its location ?


\_\_\_\_\_

3. In what province is it?

\_\_\_\_\_

4. How big is it ?

\_\_\_\_\_



5. When did they have the opening ceremony?

\_\_\_\_\_

**Fill in the blanks with the missing adjectives. Choose from the boxes.**

**10**

- attractive
- boat
- clear
- colourful
- rare
- tropical

1. Seethawaka Botanical Garden has a \_\_\_\_\_ climate.

2. There are many \_\_\_\_\_ plants and trees in it.

3. There are \_\_\_\_\_ flowers.

4. There are \_\_\_\_\_ birds.

5. There is a lake with \_\_\_\_\_ water.

6. The visitors can have \_\_\_\_\_ rides in the river.



**11** Underline the correct prepositions in the brackets.

1. Seethawaka Botanical Gardens is ( in, on, for ) Avissawella.

2. It has 106 acres ( with, of, at ) land.

3. There is a lake ( at, with, from ) clear water.

4. The garden is open ( to, from, with ) 8.00 a.m to 5.00 p.m.

5. It is open ( from, with, for ) visitors everyday.



Look at the chart and answer the questions. Give short answers.

**12**

Names	Can Speak Sinhala & Tamil	Say "Thank you" in 3 Language	Name the Provinces in SL	Name the National Sports of SL
Senuri		✓	✓	
Kumari		✓		✓
Meena	✓	✓		✓
Nisal	✓		✓	
Navaz	✓	✓		

1. Who can speak Sinhala and Tamil ?

\_\_\_\_\_

2. Who can say "Thank you" in 3 language?

\_\_\_\_\_

3. Who can name all 9 provinces in Sri Lanka?

\_\_\_\_\_


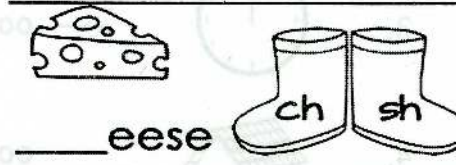



4. Who can name the National Sports?

\_\_\_\_\_



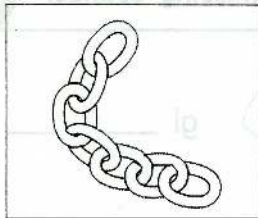


13 What is the Digraph? Ch/ Sh. Fill in the blanks with Ch / Sh .



What is the Digraph? Ch/ Sh. Fill in the blanks with Ch / Sh .


14



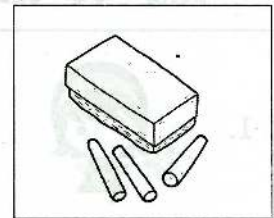
ain



irt




oe




alk



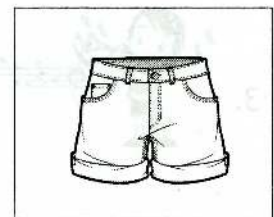
op



urch



ild





orts





**15** Look at the pictures and write the missing letters for short "oo" sound words and long "oo" sound words.


**Short "oo" sound words.**



**Long "oo" sound words.**



**Long "oo" sound with "u - e". Fill in the blanks with the missing sounds.**





**01** Recite and enjoy the poem in Lesson 1 on page 14 and 15. Underline the correct answers.

1. What do you need to sow?

- (a) a little earth
- (b) a little seed
- (c) a little sun

4. What do you need to do at last?

- (a) a little pat
- (b) a little wish
- (c) pat and wish

2. What do you need to sow the seed?

- (a) a little earth
- (b) a little shower
- (c) a little hole

5. What do you need for a while?

- (a) sun and shower
- (b) a little sun only
- (c) a little shower only

3. What do you need to put the seed in?

- (a) a little sun
- (b) a little wish
- (c) a little hole

6. What do you get from a seed, a little earth, sun and shower?

- (a) leaves
- (b) a flower
- (c) a plant

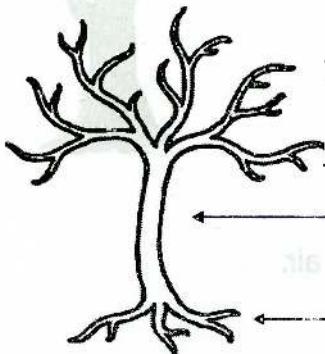
**02** Sing the song in Lesson 2 on page 15 and 16. "Trees, Trees, Trees". Now look at the picture of the trees and complete the sentences.

1. Trees have

2. Trees have

3. Trees have

4. Trees have



1. Trees have

2. Trees have

3. Trees have






03 Look at the pictures and fill in the blanks with the correct words.

- Trees have a 

h	o	m	e
---	---	---	---

 for the 


b	i	r	d	s
---	---	---	---	---

. 
- Trees have a 

--	--	--	--

 for the 


--	--	--	--

. 
- Trees have a 

--	--	--	--

 for the 


--	--	--	--

. 
- Trees have a 

--	--	--	--

 for the 


--	--	--	--	--	--	--	--	--	--

. 
- Trees have a 

--	--	--	--

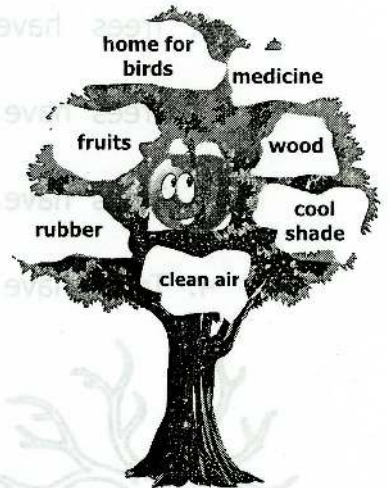
 for the 

--	--	--	--	--	--	--	--	--	--

. 

Underline the correct words in the brackets. 04

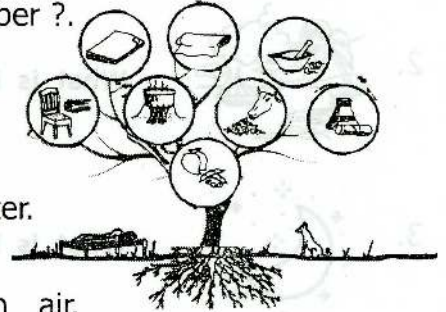
- Trees give us ( wood, rubber, fruits ) to eat.
- Trees give us ( wood, fruits, rubber ) for chairs.
- Trees give us ( fruit, rubber, wood ) for boots.
- Trees clean up the ( soil, water, air ).
- Trees keep the air ( fresh, cold, hot ).
- Trees help us to ( drink, eat, breathe ) clean air.






05 Underline the correct words in the brackets.


- Trees ( help us, clean up, give us ) fruits.
- Trees ( need, give, protect ) us wood and rubber ?.
- Trees ( clean up, help us, need ) the air.
- Trees ( protect, help us, need ) sunlight and water.
- Trees ( help us, clean up, give us ) breathe clean air.
- Trees ( clean up, help us, need ) a little love.
- Let's ( help us, protect, clean up ) the trees.




Read lesson 3 on page 16 and 17 and answer the questions. Choose the words from the box.

1. What is it? 


It is Dunghinda.

It is a
2. What is it? 


It is a big bright star

It is the
3. What is it? 


It is blue.

It is the
4. What is it? 

It has seven colours.

It is a
5. What is it? 

It is Sri Pada.

It is a
6. What is it? 

It is Sinharaja.

It is a rain

forest, mountain, rainbow, sky, sun, waterfall







07 Look at the pictures and fill in the blanks.

1.  What is it? It is green. It is a      .

2.  What is it? It is Bentota. It is a      .


3.  What is it? It is silvery. It is the     .

4.  What is it? It is Sahara. It is a      .

5.  What is it? It is a tiny land. It is an       .

Read the story "Shepherd Boy and the Wolf" in lesson 5 on page 20 and 21. 08

Underline the correct answer to complete the sentences.




There was a shepherd boy. He looked after a flock of sheep. He took the sheep to the forest every morning. He brought them back in the evening. One day he played a trick with this villagers.

1. There was a ( gypsy, shepherd, cow ) boy.
2. He looked after a flock of ( sheep, birds , pigs ).
3. He took them to the ( field, beach, forest ).
4. He took them in the ( morning, evening, night ).
5. He played ( a trick, a game, a tune ) with his villagers.



**09 Underline the correct words in the brackets.**

1. He looked after a flock ( with, of, to ) sheep.
2. He took the sheep ( to, for, with ) the forest.
3. He brought them back ( at, on , in ) the evening.
4. He played a trick ( with for of ) the villagers.
5. The boy cried ( to, for, in ) help.



**Fill in the blanks and complete the story. 10**

There was a shepherd boy . He looked after a (1)

of sheep. He took the sheep to the (2)  every morning.

He brought them back in the (3)  . One day he

(4)  a trick with the villagers. He (5)

"Help , Help there is a (6)  ." The villagers came to

(7)  the boy. They asked the boy , "Where is the wolf?"

The boy replied " There is  wolf". It's just a

(9)  .The villagers were very (10)  .





**11** Write the correct form of the verbs given in the brackets.

1. There \_\_\_\_\_ a shepherd boy. [ be ]
2. He \_\_\_\_\_ after the sheep. [ look ]
3. He \_\_\_\_\_ them to the forest in the morning. [ take ]
4. He \_\_\_\_\_ them back in the evening. [ bring ]
5. One day he \_\_\_\_\_ a trick with his villagers. [ play ]
6. He \_\_\_\_\_ "Help, help, there is a wolf." [ shout ]
7. The villagers \_\_\_\_\_ to help the boy. [ come ]
8. They \_\_\_\_\_ "Where is the wolf?" [ ask ]
9. The boy \_\_\_\_\_ "There is no wolf" [ reply ]
10. The villagers \_\_\_\_\_ very angry. [ be ]
11. One day a wolf really came and \_\_\_\_\_ all the sheep. [ kill ]

**Put numbers 2-8 to tell the story in the correct order. No. 1 and 9 are done for you.**

- |   |   |
|---|---|
| (a) The shepherd boy took the sheep to the forest.  | 1 |
| (b) One day he played a trick with the villagers.   |   |
| (c) The villagers came to save the boy.             |   |
| (d) The boy never lied again.                       |   |
| (e) He cried " Help, help, there is a wolf".        |   |
| (f) The boy said "There is no wolf".                |   |
| (g) The boy cried for help and nobody came to help. |   |
| (h) One day a wolf really came.                     |   |
| (i) The wolf killed all the sheep.                  | 9 |



**13** Match the following (A) with their reason (B). Put the correct numbers in the box.

**A**

- (a) The boy cried "Help, help, there is a wolf" because.....
- (b) The villages came to save the boy because .....
- (c) The villagers were angry because .....
- (d) Nobody came to help him later because.....
- (e) The boy never lied again because.....

**B**

1. the boy replied " There is no wolf."
2. he cried for help .
3. when nobody came to help the wolf killed all the sheep.
4. he wanted to play a trick.
5. he played the trick many times.

**14** Label this picture of a tree. Choose from the boxes .

roots


flowers

fruits

leaves

branches


trunk








15 Two trees speak. Look at the pictures. Fill in the blanks in what these two trees say



The tree alive


- I have fruit.
- Birds \_\_\_\_\_ on me .
- Squirrels \_\_\_\_\_ on my branches.
- Birds \_\_\_\_\_ my fruit .
- My bark is \_\_\_\_\_
- I \_\_\_\_\_ flowers.
- I \_\_\_\_\_ shelter.
- There \_\_\_\_\_ leaves on my branches.




The dead tree


- I don't have fruit.
- Birds \_\_\_\_\_ on me .
- Squirrels \_\_\_\_\_ on my branches.
- Birds \_\_\_\_\_ my fruit .
- My bark is \_\_\_\_\_
- I \_\_\_\_\_ flowers.
- I \_\_\_\_\_ shelter.
- There \_\_\_\_\_ leaves on my branches.


Look at the pictures and fill in the blanks with the correct verbs. 16

1.  It  nectar from the flowers.

2.  It  slowly.






3.  It  in a web.

4.  It likes to  carrots.













5.  It has wings. It can .



17 Look at the pictures and fill in the blanks. with the correct words.

1.  It is a green   
It has two
2.  It has no   
It lives in the
3.  It has three  on its back.  
It comes to the garden to eat
4.  It can live in a   
It has long
5.  It lives in a   
It collects  from flowers.




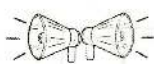


Fill in the blanks with the missing letters to name the things with long "ee" in the middle. 18

1.   ee
2.   ee
3.   ee
4.   ee
5.   ee
6.   ee
7.   ee
8.   ee
9.   ee
10.   ee
11.   ee
12.   ee





**01** Look at the pictures and fill in the blanks with the correct words.

1.  It is  now. bed
2.  It is  now. lunch
3.  It is  now. rainy
4.  It is  now. sunny
5.  It is  time now. stormy
6.  It is  time now. noisy

Look at the picture and complete the sentence. Choose from the list.

**02**

sleepy




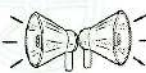


scared

sad

hungry

happy

angry


1.  When it is sunny, I'm .
2.  When it is rainy, I'm .
3.  When it is lunchtime, I'm .
4.  When it is noisy, I'm .
5.  When it is stormy, I'm .
6.  When it is bedtime, I'm .

# 03

## Caring and sharing




03 Look at the pictures and answer questions. Choose the words in the box.



How do you feel?

\_\_\_\_\_



How do you feel?

\_\_\_\_\_



How do you feel?

\_\_\_\_\_



How do you feel?

\_\_\_\_\_



How do you feel?

\_\_\_\_\_




How do you feel?

\_\_\_\_\_

Look at the pictures and fill in the blanks. Do as in No. 1

04



I'm  . It is  now.



I'm  . It is  now.



I'm  . It is  now.



I'm  . It is  now.



I'm  . It is  now.













I'm  . It is  time now.











**05** Read Lesson 2 on page 30 and 31 of your textbook and fill in the blanks.

1.  I  the plants. 
2.  I  mother to cook. 
3.  I  the floor. 
4.  We  our washing up. 
5.  I  yummy ice cream. 







Kumar is not well. His friends made a "Get-well Soon" card. Here are what they used to make the card. Look at the pictures and write their names.

06

1.  A piece of
2.  Dried
3.  Dried
4.  A pair of
5.  A tube of
6.  A few coloured



**07** Put numbers from 1 - 6 to show the correct method of making the "Get-well Soon" card.

1.  Draw and colour any design on it.
2.  Cut it in any shape.
3.  Write a message to your friend inside.
4.  Take the piece of bristol board.
5.  Paste the dried flowers and leaves on it.
6.  Write "Get-well Soon" at the top of the card.

**08** Here is how the children made a "Get-well Soon" card for Kumar. Underline the correct verbs in the brackets.


1. ( Paste, Take, Draw ) the piece of bristol board.
2. ( Take, Write, Cut ) it in any shape.
3. ( Cut, Colour, Draw ) any design on it.
4. ( Paste, Draw, Take ) the dried flowers and leaves on it.
5. ( Write, Take, Paste ) "Getwell Soon" at the top.
6. ( Draw, Write, Cut ) a message to your friend inside the card.











09 Fill in the blanks with the correct verbs. Use the jumbled letters in the flowers.


1.     the bristol board. 

2.    it in any shape. 

3.      the dried flowers. 

4.     any design. 


5.       the design. 

6.     "Get-well Soon" and a message to your friend. 



10 Read Lesson 4 on page 34 and complete these sentences.

1. \_\_\_\_\_ Nisal.
2. \_\_\_\_\_ Anuradhapura.
3. \_\_\_\_\_ North Central Province.
4. \_\_\_\_\_ event is swimming.
5. \_\_\_\_\_ friends are Senuri, Kumar and Nawaz.









**13** Fill in the blanks correctly with he/ his / she / her.

1. This is Nisal . \_\_\_\_\_ is from Anuradhapura.
2. \_\_\_\_\_ Province is the North Central .
3. \_\_\_\_\_ event is swimming.
4. Ruwani is \_\_\_\_\_ friend .
5. Kumar and Navas are \_\_\_\_\_ friends.
6. This is Ruwani. \_\_\_\_\_ is from Kalutara.
7. \_\_\_\_\_ Province is \_\_\_\_\_ Province .
8. \_\_\_\_\_ hobby is reading books.
9. Ice-cream is \_\_\_\_\_ favorite dessert.



**14** Read the notice in lesson 6 of your textbook and answer these questions. Underline the correct answers to the questions.

1. When is the birthday of the school?  
 (a) June                      (b) July                      (c) May
2. How old is their school ?  
 (a) 150 years                (b) 25 years                (c) 50 years
3. Who will they give the donation to?  
 (a) The Children's Home      (b) The Elders Home      (c) The Disabled kids.
4. What will they collect for donation?  
 (a) Books and bags      (b) Pencils and bags      (c) All three items
5. On what day will they celebrate it?  
 (a) on 31st May              (b) on 13th July              (c) on 13th June
6. Who should you contact for more details?  
 (a) Junior Prefects' Guild      (b) The Vice Principal      (c) The Teachers' Guild





**15**

Read Lesson 8 on page 40 of your textbook and answer the questions. Complete the following sentences.

1. The rabbit's name was \_\_\_\_\_.
2. Last Monday was his \_\_\_\_\_.
3. He got a lot of \_\_\_\_\_.
4. His \_\_\_\_\_ played with him.
5. He didn't share his new \_\_\_\_\_ with them.
6. His friends were \_\_\_\_\_ and they went away.



Complete the following sentences using the correct pronouns

**16**


1. Bunny's birthday was last Monday. \_\_\_\_\_ got a lot of presents.
2. \_\_\_\_\_ friends played with \_\_\_\_\_.
3. \_\_\_\_\_ didn't share \_\_\_\_\_ new toys with them.
4. "Shall \_\_\_\_\_ play with \_\_\_\_\_ new toys" his friends asked.
5. "No, \_\_\_\_\_ are mine" Bunny said.
6. "I can't give \_\_\_\_\_ to \_\_\_\_\_" Bunny's said.






17 Fill in the blanks with the correct pronouns from the leaf.

1. \_\_\_\_\_ friends were sad and went away.
2. \_\_\_\_\_ never played with Bunny.
3. \_\_\_\_\_ played outside. Bunny was alone.
4. \_\_\_\_\_ played alone in \_\_\_\_\_ room.
5. \_\_\_\_\_ wanted to play with \_\_\_\_\_ friends.
6. "I'm sorry. Please come to play with \_\_\_\_\_" said Bunny.
7. \_\_\_\_\_ friends came back. \_\_\_\_\_ was happy.
8. \_\_\_\_\_ shared \_\_\_\_\_ toys with \_\_\_\_\_.



Underline the correct verbs in the brackets. 18

1. Bunny [ went, came, got ] a lot of presents.
2. His friends [ played, shared, gave ] with him.
3. He didn't [ came, share, go ] his new toys.
4. His friends [ called, came, went ] away.
5. Bunny [ went, gave, called ] his friends back.
6. His friends [ came, want, got ] back.





19 Fill in the blanks with the correct pronouns.

1. Jackson is our favorite singer.

\_\_\_\_\_ is a wonderful singer.

We love \_\_\_\_\_ a lot.

\_\_\_\_\_ songs are sweet melodies.



2. Rosy is our English teacher.

\_\_\_\_\_ is kind and loving.

We are very fond of \_\_\_\_\_

\_\_\_\_\_ classes are interesting.



3. Nisal and I are good friends.

\_\_\_\_\_ are in the same class.

Mrss. Jhon is \_\_\_\_\_ class teacher.

She tells \_\_\_\_\_ interesting stories.



4. \_\_\_\_\_ am Meena Haran.

\_\_\_\_\_ father and mother are

teachers. They buy \_\_\_\_\_

many story books.



5. Nisal and Navas are my friends.

\_\_\_\_\_ are my school mates.

I play cricket with \_\_\_\_\_

every evening but \_\_\_\_\_

favorite sports is swimming.



6. I have a pet dog. \_\_\_\_\_ name is Rex.

\_\_\_\_\_ has long ears.


I like \_\_\_\_\_ bushy tail.









20 Name the following pictures. Fill in the blanks to complete their names.


1.  a c \_ \_


5.  a c \_ \_ t

2.  a b \_ \_


6.  a d \_ \_ t

3.  a j \_ \_

7.  a t \_ \_ t


4.  a st \_ \_


8.  a st \_ \_ t


1.  a p \_ \_ k

5.  a b \_ \_ n


2.  m \_ \_ k

6.  a y \_ \_ n


3.  a l \_ \_ k


7.  a g \_ \_ den


4.  b \_ \_ k


8.  a m \_ \_ ket


Fill in the blanks with "ar" and practise reading these sentences **21**


1.  A c \_ t on the f \_ m.

4.  I got 100 m \_ k for my \_ t.

2.  Mom has t \_ ts in the j \_

5.  A l \_ k sings in the p \_ k.

3.  The c \_ is in the y \_ d.

6.  Dogs b \_ k in the g \_ den.



**01** What International, National and Religious Festivals are celebrated in Sri Lanka?

1. We celebrate the \_\_\_\_\_  
on February 4th.



Christmas Day

2. We \_\_\_\_\_ the \_\_\_\_\_  
on April 14th.



National Day

3. We \_\_\_\_\_ the \_\_\_\_\_  
on January 14th.



Tamil Sinhala  
Newyear

4. We \_\_\_\_\_ the \_\_\_\_\_  
on May 1st.



Thaipongal Day

5. We \_\_\_\_\_ the \_\_\_\_\_  
on December 25th.



Workers  
Day

**02** What do you celebrate? Look at the pictures and complete the sentences. Choose the correct words from the boxes.

1. We celebrate the \_\_\_\_\_  
on November 20th.



Mothers Day

2. We celebrate the \_\_\_\_\_  
on June 5th.



Universal Children's  
Day

3. We celebrate the \_\_\_\_\_  
on October 5th.



World  
Environment Day

4. We celebrate the \_\_\_\_\_  
on.....



Teachers' Day

5. We celebrate the \_\_\_\_\_ on  
.....



United Nations Day





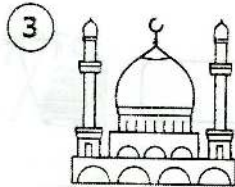
**03** Look at the pictures and fill in the blanks with the correct words.



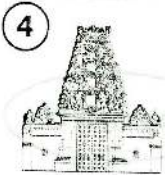
Tony goes to \_\_\_\_\_  
on the \_\_\_\_\_ day.



Nisal goes to \_\_\_\_\_  
on the \_\_\_\_\_ day.



Navaz goes to \_\_\_\_\_  
on the \_\_\_\_\_ day.



Meena goes to \_\_\_\_\_  
on the \_\_\_\_\_ day.



Senuri goes to \_\_\_\_\_  
on the \_\_\_\_\_ day.

Read Lesson 2 on page 44 and underline the correct answers. **04**

1. What celebration is it?

- (a) Mothers' Day
- (b) Teachers' Day
- (c) Children's Day

4. What time does the celebration end?

- (a) 10.00 a.m
- (b) 01.00 p.m
- (c) 12.00 noon

2. What will the children not do on that day?

- (a) cleaning the classroom
- (b) story telling
- (c) singing

5. Where will they have a day of fun?

- (a) school main hall
- (b) school playground
- (c) town-hall

3. When is the celebration?


- (a) 10 th October, 2020
- (b) 21 st October, 2020
- (c) 10 th August, 2020


6. Who are the organizers?


- (a) Senior Prefects of Gajaba Vidyalaya
- (b) Senior Prefects of Gemunu Vidyalaya
- (c) Senior Prefects of Ruhunu Vidyalaya





**05** Read the presentation on festivals by the Gajaba Vidyalaya Students on page 46 and 47 of your textbook and complete these sentences.


1.  Thai Pongal Festival is in

2.  We thank the

3.  We wear beautiful

4.  We go to

5.  We make        rice.

6.  We draw a       at the door step.

Underline the correct answers. **06**

1. When is Vesak celebrated?

- (a) in January
- (b) in May
- (c) in December



4. Where do we go on the Vesak day?

- (a) to the mosque
- (b) to the temple
- (c) to the Church

2. What religious festival is it?

- (a) a Hindu festival
- (b) a Christian festival
- (c) a Buddhist festival

5. What do we observe there?

- (a) the people
- (b) silence
- (c) 'sil'




3. What colour clothes do we wear?


- (a) white
- (b) yellow
- (c) red

6. What do we organize?

- (a) 'dansal'
- (b) meetings
- (c) games







07

Underline the correct verbs in the brackets.



- We (make, thank, give) the Sun God.
- We (wear, make, draw) white clothes.
- We (make, observe, thank) Pongal rice.
- We (organize, make, observe) 'Sil'.
- We (wear, give, make) alms.
- We (organize, observe, draw) 'dansasl'.



Answer these questions

08

- Who celebrates Ramadan?  
\_\_\_\_\_
- How long do they fast?  
\_\_\_\_\_
- When do they break fast?  
\_\_\_\_\_
- Where do they go to pray?  
\_\_\_\_\_
- What clothes do they wear?  
\_\_\_\_\_
- Who do they visit?  
\_\_\_\_\_
- What do they prepare?  
\_\_\_\_\_
- Who do they share them with?  
\_\_\_\_\_





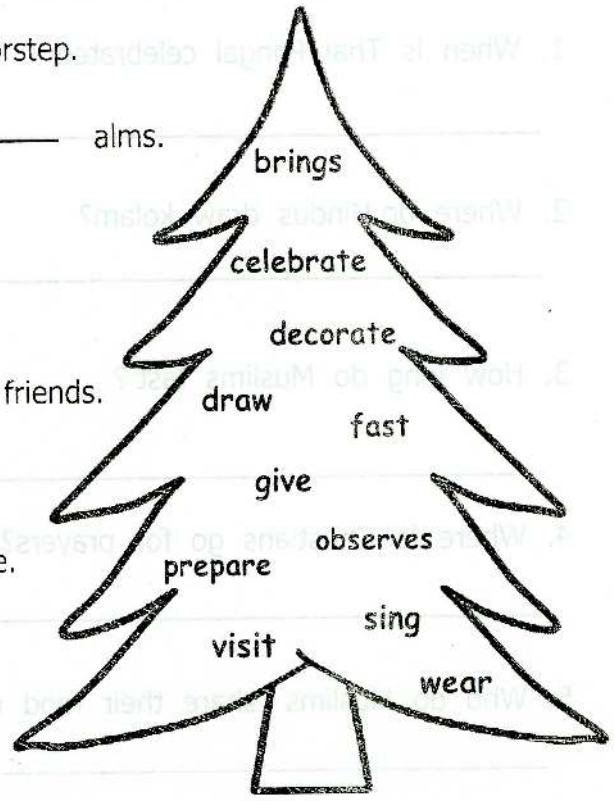
**09** Answer the questions

1. When do you celebrate Christmas?  
\_\_\_\_\_
2. What do you decorate ?  
\_\_\_\_\_
3. What do you wear?  
\_\_\_\_\_
4. Where do you go to pray ?  
\_\_\_\_\_
5. What do you sing?  
\_\_\_\_\_
6. Who brings you gifts?  
\_\_\_\_\_




Fill in the blanks with the missing verbs. Choose the verbs from the tree. **10**

1. We \_\_\_\_\_ kolam at the doorstep.
2. We \_\_\_\_\_ 'Sil' and \_\_\_\_\_ alms.
3. We \_\_\_\_\_ Ramadan.
4. We \_\_\_\_\_ for one month.
5. We \_\_\_\_\_ our relatives and friends.
6. We \_\_\_\_\_ delicious food.
7. We \_\_\_\_\_ the Christmas tree.
8. We \_\_\_\_\_ Carols.
9. Santa Claus \_\_\_\_\_ us gifts.
10. We \_\_\_\_\_ beautiful clothes.

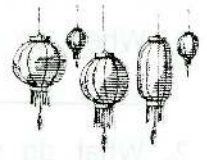






**11** Underline the correct adjectives in the brackets

1. We wear ( beautiful , colourful, delicious ) clothes.




2. We make ( beautiful, colourful, delicious ) pandols.



3. We break fast when we see the ( full, new, blue ) moon.

4. We prepare ( colourful, beautiful , delicious ) food.



5. Pongal is a ( Hindu, Buddhist, Muslim ) Festival.

**12** Give short answers to these questions. Use the prepositions given in the boxes.

1. When is Thai Pongal celebrated ?

for

\_\_\_\_\_

2. Where do Hindus draw kolam?

with

\_\_\_\_\_

3. How long do Muslims fast ?

to

in

\_\_\_\_\_

4. Where do Christians go for prayers? .

in front of

\_\_\_\_\_

5. Who do Muslims share their food with?

\_\_\_\_\_





**13** Read Lesson 5 on page 49 and answer the questions. Complete these sentences.


1. Gajaba Vidyalaya students went to \_\_\_\_\_
2. They went there to see the \_\_\_\_\_
3. They wrote about it for the class \_\_\_\_\_
4. Kandy Perahera is a beautiful \_\_\_\_\_
5. Kandy Perahera is in the month of \_\_\_\_\_
6. It was first started by \_\_\_\_\_



Read the lesson 5 on page 49, 50, 51, and give short answers to these questions.

**14**

1. Who leads the Kandy Perahera?  
\_\_\_\_\_
2. Who comes second?  
\_\_\_\_\_
3. Who comes next?  
\_\_\_\_\_
4. Who comes before the Nilames?  
\_\_\_\_\_ and \_\_\_\_\_
5. Who comes after the Nilames?  
\_\_\_\_\_ and \_\_\_\_\_








**15** Complete the phrases. Choose the correct words from the list.

1. Kandy \_\_\_\_\_
2. Class \_\_\_\_\_
3. Beautiful \_\_\_\_\_
4. Whip \_\_\_\_\_
5. Flag \_\_\_\_\_
6. Sword \_\_\_\_\_
7. Fireball \_\_\_\_\_
8. Kandyan \_\_\_\_\_
9. Sacred \_\_\_\_\_
10. Diyawadana \_\_\_\_\_

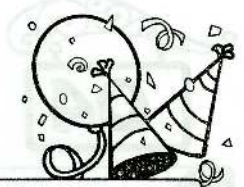
- Acrobats
- Bearers
- Carriers
- Crackers
- Dancers
- Nilame
- Pageant
- Perahera
- Tooth Relic
- Wallpaper



**16** Match the Pictures and their Names




- 1. The Drummers
- 2. The Sword Carriers
- 3. The Kandyan Dancers
- 4. The Whip-crackers
- 5. The Flag Bearers
- 6. The Fireball Acrobats



**17** Read lesson 5 on page 49, 50, 51, and give full answers to these questions.

1. What carries the Sacred Tooth Relic?  
\_\_\_\_\_
2. Who follows the tusker?  
\_\_\_\_\_
3. How many elephants take part in this event?  
\_\_\_\_\_
4. How many Dewala Paraheras go after the elephants?  
\_\_\_\_\_
5. How long does the Perahera last?  
\_\_\_\_\_
6. Who comes to see the Kandy Perahera?  
\_\_\_\_\_



**Read Lesson 8 on page 52 of your textbook and answer these question.**

**18**

1. How old is Anya de Saram Larssen?
  - (a) 11 years
  - (b) 12 years
  - (c) 13 years
2. Where does she live?
  - (a) in Colombo
  - (b) in Kandy
  - (c) in Jaffna
3. What did she receive?
  - (a) Asian sports champion award.
  - (b) Young eco-hero award in 2018.
  - (c) National Athletics champion award in 2018.
4. What did she try to solve?
  - (a) Human Elephant Conflict
  - (b) Human Rights Problems
  - (c) Human Development
5. What did she raise funds for?
  - (a) user friendly smart phones.
  - (b) eco-friendly bicycle.
  - (c) ele - friendly bus.





**19** Complete these sentences.

1. The ele-friendly bus transport children \_\_\_\_\_
2. Earlier the children \_\_\_\_\_ to school.
3. The children \_\_\_\_\_ dangerous elephants.
4. Elephants come to villages \_\_\_\_\_ for food.
5. Children cannot go to school \_\_\_\_\_ of these elephants.
6. Anya says " We must \_\_\_\_\_ elephants because they are \_\_\_\_\_ .



**20** Fill in the blanks with the correct verbs from the boxes.

1. Anya \_\_\_\_\_ in Colombo.
2. She \_\_\_\_\_ an International award.
3. She \_\_\_\_\_ to solve the human elephant conflict.
4. She \_\_\_\_\_ funds for an ele-friendly bus.
5. The eco-bus \_\_\_\_\_ children safely to school.
6. Earlier the children \_\_\_\_\_ to school.

walked

transports

tried

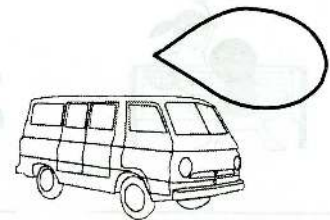
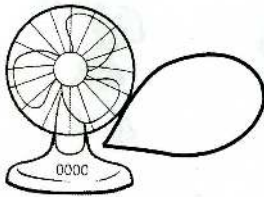
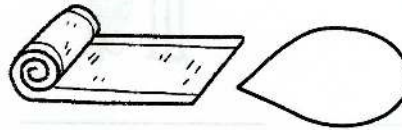



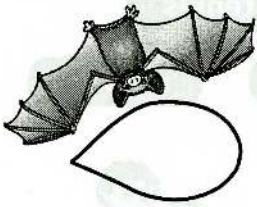
lives

received

raised



21 Look at the pictures and write their names in the balloons given.



Match the sentences and the pictures. Put the correct picture numbers in the bubbles. 22

- We celebrate the **Independence Day** on the 4th of February. It is a national holiday.
- People all over the world celebrate the **Happy New Year Day** on the 1st of January. They have fire-works and visit friends and families.
- People celebrate the **Workers Day** on the 1st of May all over the world. It is a public holiday.
- It is the festival of the end of **Chinese New Year**. Children carry paper lanterns and solve riddles on it.
- We celebrate the **Halloween Day** on the 31st of October. On this fun holiday children dress up in costumes and ask for treat door to door.



1



2




3



4



5







**01** Look at the pictures and name the games. Choose the names from the boxes.

**badminton**

**cricket**

**hockey**



**tennis**

**basketball**

**football**

**table tennis**

**netball**



Read lesson 2 on page 59 and 60 in your textbook and underline the correct answers.

**02**

- What team are you looking at?  
 (a) a football team      (b) a netball team      (c) a cricket team
- Whose favorite game is netball?  
 (a) Waruni's      (b) Senuri's      (c) Sonia's
- Who are the 2018 Asian netball champions?  
 (a) The Sri Lankan team      (b) The Indian team      (c) The Pakistani team
- Who is that tall player?  
 (a) Waruni      (b) Sonia      (c) Tharjini.
- When was Tharjini the world's best shooter?  
 (a) in 2018      (b) in 2011      (c) in 2016



**03** Read the following questions and write the answers using the given jumbled words.

1. What is your favourite game? (my / cricket / is / game / favorite)  
\_\_\_\_\_
2. Who do you play cricket with? (play / with / I / my / cricket / friends)  
\_\_\_\_\_
3. Who is your favourite sports person? (is / sports person / favourite / Usain Bolt / my)  
\_\_\_\_\_
4. What is the most popular game among boys?  
(is the most / game / among / football / popular / boys)  
\_\_\_\_\_
5. Why do you think sports is important in schools?  
(fit / important / your body / It is / it keeps / because)  
\_\_\_\_\_

Read lesson 3 on page 61 and 62 and say True or False.  
Ring 'T' if true 'F' if false

**04**

1. Kumar made a speech about his favourite singer. T F
2. Marathon Karu is Kumar's favourite sports person. T F
3. Marathon Kuru was a lucky winner. T F
4. Karu took part in the 1964 Olympic Games. T F
5. Karu was fit that day. T F
6. So he didn't run the race. T F
7. Others soon overtook Karu. T F
8. But he didn't give up ; he finished the race. T F





**05** Choose the correct word from the brackets and fill in the blanks.

1. Karu \_\_\_\_\_  
the race alone.  
[ laughed , took part , finished ]

2. Karu did not \_\_\_\_\_  
when others overtook .  
[ showed, give up, encourage ]

3. Some people \_\_\_\_\_  
at him.  
[ laughed , finished , won ]

4. Others \_\_\_\_\_ him.  
[ won, took part, encouraged ]

5. Karu \_\_\_\_\_  
the hearts of many.  
[ showed, finished, won ]

6. He \_\_\_\_\_ the  
real spirit of sports.  
[ finished, laughed, showed ]

Read lesson 4 and lesson 5 on page 64 and give short answers.

**06**

1. What is the 1st event?

\_\_\_\_\_

2. What is the 2nd event?

\_\_\_\_\_

3. Where should the participants report to ?

\_\_\_\_\_

4. How many rings are there on the Olympic medal ?

\_\_\_\_\_

5. What do they first light at the Olympic Festival ?


\_\_\_\_\_

6. What do the winners stand on ?

\_\_\_\_\_



7. Who gets the Olympic medals ?

\_\_\_\_\_





07 Look at the pictures and write the names on the lines given.



Read lesson 7 on page 66, 67, 68 and answer the questions. Look at the pictures and fill in the blanks with the correct verbs from the boxes.

08

batting

hitting

kicking

passing

riding

skipping



1. Nisal and Kumar are \_\_\_\_\_ the ball.



2. Surya is \_\_\_\_\_ the ball.



3. Tharjini is \_\_\_\_\_ the ball.



4. Waruni is \_\_\_\_\_ rope.



5. Meena and Sonia are \_\_\_\_\_ the shuttlecock.









6. Kumar is \_\_\_\_\_ a bicycle.






09 Look at the pictures and fill in the blanks with the correct words with 'u' is in the mid position. No. 1 is done for you.

1.  a bug on the rug
2.  a \_\_\_\_\_ for the \_\_\_\_\_
3.  a \_\_\_\_\_ and a \_\_\_\_\_
4.  a \_\_\_\_\_ and a \_\_\_\_\_
5.  a \_\_\_\_\_ and the \_\_\_\_\_
6.  a \_\_\_\_\_ in the \_\_\_\_\_

Sing the song in lesson 8 on page 69 and complete these sentences. Use the jumbled letters in the brackets. 10


1. Let's play \_\_\_\_\_ [ a e s g m ].  
Let's have \_\_\_\_\_ [ n f u ].
2. Let's \_\_\_\_\_ cricket . [ a y p l ].  
Let's \_\_\_\_\_ the ball. [ w o t r h ].  
Let's \_\_\_\_\_ with the bat . [ i t h ].  
Let's \_\_\_\_\_ between the wickets. [ u r n ]
3. Let's \_\_\_\_\_ netball. [ w o t r h ]  
Let's \_\_\_\_\_ the ball. [ t h c c a ]  
Let's \_\_\_\_\_ the ball. [ s s a p ]  
Let's \_\_\_\_\_ the ball. [ o o s h t ]  
Let's \_\_\_\_\_ the ball. [ c k b l o ]





**11** Read the lesson on page 62. Give full answer to the questions.

1. What is Marathon Karu's full name?  
\_\_\_\_\_
2. In which year did he take part at the Olympics?  
\_\_\_\_\_
3. Was he fit to run that day?  
\_\_\_\_\_
4. Did he run the race?  
\_\_\_\_\_
5. Did he win the race?  
\_\_\_\_\_
6. What did he win?  
\_\_\_\_\_



**12** Underline the correct prepositions in the brackets.

1. Tharjini was the world's best shooter  
( at , in , about ) 2011.
2. Kumar made a speech ( in , about, at )  
his favourite sports person.
3. Some people laughed ( at, about, in ) Karu.
4. Karu won the hearts ( in , about, of ) many people.
5. He showed the true spirit ( about, of , at ) sports.







**13** Choose the correct endings from the box and complete the following.

1. Karu took part in the Marathon race \_\_\_\_\_
2. He was ill that day \_\_\_\_\_
3. Others overtook him \_\_\_\_\_
4. Some people laughed at him \_\_\_\_\_
5. He did not win the race \_\_\_\_\_
6. He did not lose \_\_\_\_\_

- |   |  |
|---|--|
| <ul style="list-style-type: none"> <li>● but he did not give up.</li> <li>● but he finished the race alone.</li> <li>● but some others encouraged him.</li> </ul> | <ul style="list-style-type: none"> <li>● but he did not win the race.</li> <li>● but he won the hearts of many.</li> <li>● but he ran the race.</li> </ul> |
|---|--|

**14** Fill in the blanks with the correct word from the list.

1. Netball is my \_\_\_\_\_ game .
2. We have a \_\_\_\_\_ netball team .
3. They are the 2018 Asian \_\_\_\_\_ .
4. Tharjini is a very \_\_\_\_\_ player.
5. She was the world's best \_\_\_\_\_ in 2011.

- champions

tall

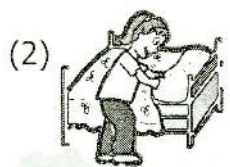
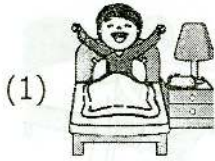
shooter

favourite

national



**01** Look at the pictures. Choose the correct sentences from the boxes and write them next to the pictures.



- a) I drink a glass of water.
- b) I have a healthy breakfast.
- c) I wash my face.
- d) I make my bed.
- e) I wake up early in the morning.
- f) I brush my teeth.

**02** Underline the correct verbs in the brackets

1. [ Wake up, Make ] early in the morning.
2. [ Have, Make ] your bed.
3. [ Wash, Brush ] your teeth.
4. [ Wash, Drink ] your face.
5. [ Drink, Have ] a healthy breakfast.
6. [ Have, Drink ] a glass of water.







03 Look at the pictures and fill in the blanks with the correct words.

1. Have a glass of

--	--	--	--	--

2. Make your

--	--	--

3. Wake up early in the

--	--	--	--	--	--	--	--



4. Wash your

--	--	--	--

5. Brush your

--	--	--	--	--

6. Have a healthy

--	--	--	--	--	--	--	--	--	--



Read lesson 2. "Let's Make Woodapple Juice" and answer the questions. 04

1. How many wood apples do you need?  
\_\_\_\_\_
2. How much coconut milk do you need?  
\_\_\_\_\_
3. How much sugar do you need?  
\_\_\_\_\_
4. How much salt do you need?  
\_\_\_\_\_
5. How much water do you need?  
\_\_\_\_\_





05 Here is the method for making wood apple juice. Put numbers 1 - 6 to show how it is done.

(a) Now blend the mixture well.

(b) Finally drink it fresh.

(c) Then, put the flesh into a bowl.

(d) Add salt to taste.


(e) First, break the woodapples.

(f) After that add coconut milk, water and sugar to it.




Look at the pictures. Fill in the blanks with the correct verbs.

06




the woodapples.




the flesh in a bowl.




coconut milk, water and sugar.




it well.




salt to taste.









it fresh.





**07** Read lesson 3 on page 73, 74 and 75. Look at the pictures and complete the sentences. Use the jumbled letters in the brackets.

1.  What do you do? ( o o r d c t )  
I'm a       .
2.  What do you do? ( u s e n r )  
I'm a      .
3.  What do you do? ( w e p s e r e )  
I'm a        .
4.  What do you do? ( a r p h m a s t c i )  
I'm a            .
5.  What do you do? ( e t s d t n i )  
I'm a        .

**Read the riddles and answer the questions.**

**08**

1. I sell medicine. Who am I?  
You're a \_\_\_\_\_
2. I keep the environment clean. Who am I?  
You're a \_\_\_\_\_
3. I care for your teeth. Who am I?  
You're a \_\_\_\_\_
4. I look after patients. Who am I?  
You're a \_\_\_\_\_
5. I treat patients. Who am I?  
You're a \_\_\_\_\_





**09** Fill in the blanks. With the correct verbs. Choose the verb from the boxes.



1. Doctors \_\_\_\_\_ the patients.



2. Sweepers \_\_\_\_\_ the environment clean.



3. Dentists \_\_\_\_\_ for our teeth.



4. Nurses \_\_\_\_\_ after the patients.

keep

sell

care

look

treat



5. Pharmacists \_\_\_\_\_ medicine.

**10** Look at the pictures and underline the correct words.



① I have a  
 a. headache.  
 b. stomachache.  
 c. back ache.



② I have  
 a. cut.  
 b. broken.  
 c. sprained **my ankle.**



③ I have  
 a. cut  
 b. sprained  
 c. broken **my finger.**



④ I have a  
 a. headache.  
 b. sprained.  
 c. toothache.



⑤ I have a  
 a. headache.  
 b. toothache.  
 c. stomachache.





11 Look at the pictures and respond correctly. Choose the responses from the boxes.

1. I have a headache.



2. I have a stomachache.



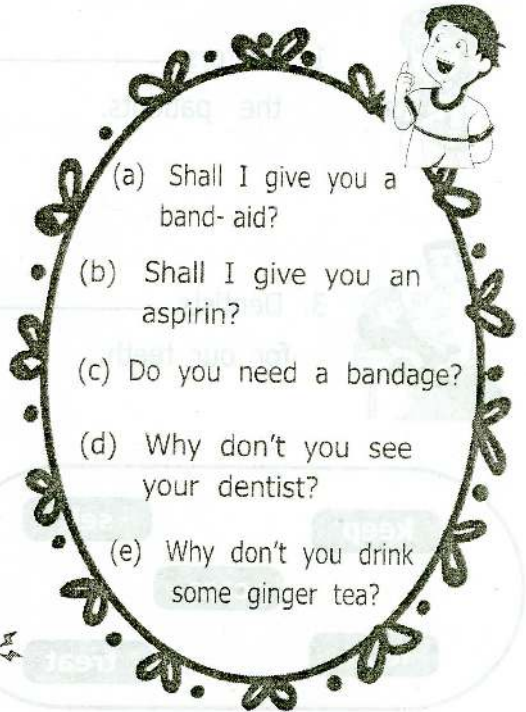
3. I have cut my finger.



4. I have sprained my ankle.



5. I have a toothache.



(a) Shall I give you a band-aid?

(b) Shall I give you an aspirin?

(c) Do you need a bandage?

(d) Why don't you see your dentist?

(e) Why don't you drink some ginger tea?

Read lesson 6 on page 78 and fill in the blanks with the names of the correct vitamins. 12

1. I help you to see well. Who am I ?

You're \_\_\_\_\_

2. I help you to be energetic. Who am I ?

You're \_\_\_\_\_

3. I help you to keep your gums healthy. Who am I ?

You're \_\_\_\_\_

4. I help you to have strong bones and teeth. Who am I ?

You're \_\_\_\_\_

5. I protect you against viruses. Who am I ?

You're \_\_\_\_\_





**13** Read lesson 5 on page 76 and 77 and answer the questions.

(a) I'm a long yellow fruit. who am I ?

You're a       .

(b) I'm a crunchy orange root. Rabbits like to eat me. Who am I ?

You're a       .

(c) I grow in bunches on vines. Im green or purple. Who am I?

You're a bunch of       .

(d) I'm oval with a brown shell.

I grow on palm trees. Who am I? You're a       .

(e) Cows give me. I'm white. You can drink me. Who am I ?

You're cows     .

**Read lesson 6 on page 78 and 79 and ring the correct answers. 14**

You can find me in peanuts . **01**

Who am I ?

You're vitamin ( A, B, C, D, E )

You can find me in soy milk. **02**

Who am I ?

You're vitamin ( A, B, C, D, E )

You can find me in brown rice. **03**

Who am I ?

You're vitamin ( A, B, C, D, E )

You can find me in mangoes . **04**

Who am I ?


You're vitamin ( A, B, C, D, E )



You can find me in oranges . **05**

Who am I ?

You're vitamin ( A, B, C, D, E )



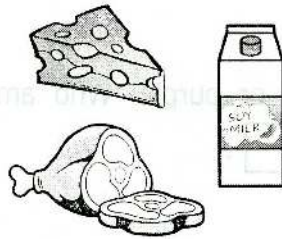
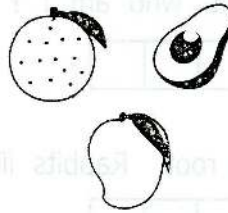




**15** Read lesson 6 on page 78 and 79 and underline the correct answers.

1. Vitamins B and E are found in....

- (a) oranges
- (b) avocados
- (c) mangoes

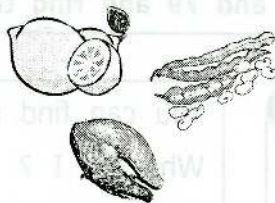
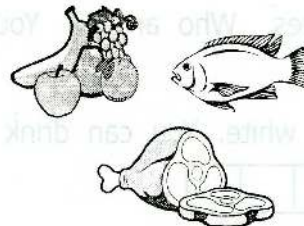


2. Vitamins A and D are found in....

- (a) cheese, eggs
- (b) soya milk
- (c) meat

3. Vitamins C is found only in ....

- (a) fruits
- (b) fish
- (c) meat



4. Vitamins D and E found in ....

- (a) lemons
- (b) beans
- (c) salmon


5. Vitamins B is found in ....

- (a) brown rice
- (b) carrots
- (c) peanuts



6. Vitamins A is found in ....


- (a) bell pepper
- (b) carrots
- (c) beans



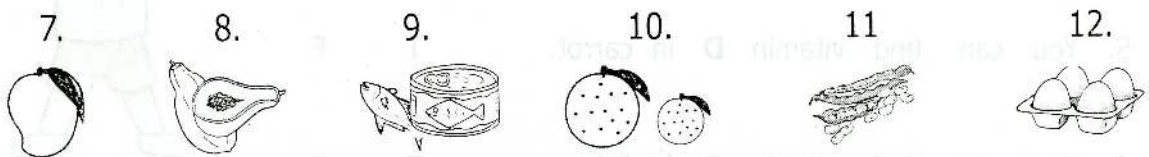


**16** Look at the pictures clues and do the crossword

**ACROSS**



**DOWN**







17 Read lesson 6 on page 78 and 79 and underline the correct answers.

1. Vitamin **D** is good for our (gums, teeth, eyes).



2. Vitamin **A** is good for our (eyes, bones, gums).

3. Vitamin **E** help us to fight against (bees, viruses, mosquitos)

4. Vitamin **B** can give us (heat, energy, stamina)



5. Vitamin **C** help us have (strong, healthy, bleeding) gums.

Ring 'T' if True 'F' if "False"

18

1. You can find vitamin **D** in egg yolk. T F

2. You can find vitamin **A** in mangoes. T F

3. You can find vitamin **C** in cheese. T F

4. You can find vitamin **B** in meat. T F

5. You can find vitamin **D** in carrot. T F

6. You can find vitamin **D** in fish. T F





**19** Say Yes or No

1. Is vitamin A good for your eyes?

\_\_\_\_\_

2. Is vitamin D good for your gums?

\_\_\_\_\_

3. Is vitamin D good for your bones?


\_\_\_\_\_

4. Is vitamin E good for your teeth?

\_\_\_\_\_

5. Does vitamin B give us energy?

\_\_\_\_\_



**20** Read Lesson 7 in your textbook on page 80 and 90 and answer the questions. Underline the correct words in the brackets.

1. Wash your hands ( after, before )  
playing with pets.



2. Wash your hands ( after, before )  
using the toilet.



3. Wash your hands ( after, before )  
eating your food.



4. Wash your hands ( after, before )  
cooking your food.



5. Wash your hands ( after, before )  
touching a wound.



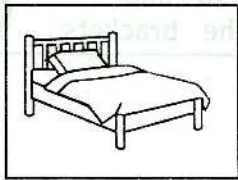




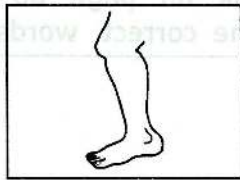
**21** Read the following if they are right or wrong. Ring R or W

1. We must wash our hands before using the toilet. T    F
2. We must wash our hands after coughing. T    F
3. We must wash our hands after playing with our pets. T    F
4. We must not wash our hands before eating. T    F
5. We must wash our hands after touching a wound. T    F
6. We must not wash our hands after playing outside. T    F

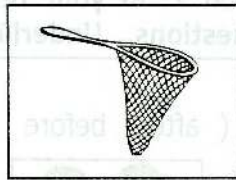
**22** Fill in the blanks with the letters for "e" sound in the middle. Is it 'e' or 'ea'?



b \_\_\_\_\_ d




l \_\_\_\_\_ g



n \_\_\_\_\_ t



p \_\_\_\_\_ t



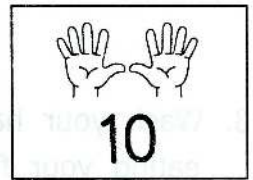
h \_\_\_\_\_ n



p \_\_\_\_\_ n



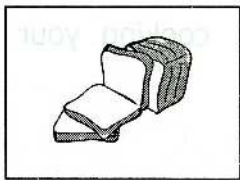
d \_\_\_\_\_ n




t \_\_\_\_\_ n



h \_\_\_\_\_ d




br \_\_\_\_\_ d



thr \_\_\_\_\_ d





tr \_\_\_\_\_ d



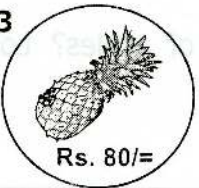
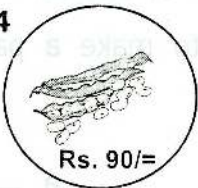
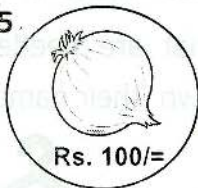


**01** Read Lesson 1 on page 84 and 85 of your textbook and answer these questions.

1. Where is Senuri? \_\_\_\_\_
2. Who is she with? \_\_\_\_\_
3. What are they buying? \_\_\_\_\_
4. What two things did they buy? \_\_\_\_\_
5. How much is a kilo of pumpkin? \_\_\_\_\_
6. How much is a kilo of kohila? \_\_\_\_\_
7. How much money did they pay? \_\_\_\_\_
8. How much change did they get? \_\_\_\_\_



Look at the pictures on page 86. Ask and answer questions as in No. 1 and No. 2 **02**

1	 Rs. 60/=	2	 Rs. 70/=	3	 Rs. 80/=	4	 Rs. 90/=	5	 Rs. 100/=
---	---	---	---	---	---	---	--	---	--

1. How much is a watermelon?  
It is sixty rupees.
2. How much a kilo of carrots?  
It is \_\_\_\_\_
3. How \_\_\_\_\_  
It is \_\_\_\_\_
4. How \_\_\_\_\_  
It is \_\_\_\_\_
5. How \_\_\_\_\_ a kilo \_\_\_\_\_  
It is \_\_\_\_\_





**03** Read Lesson 1 on page 84 and 85 of your textbook. Ask and answer the questions as in No. 1

1. How much is a kilo of carrot? \_\_\_\_\_

*It is fifty rupees.*




50/=

2. \_\_\_\_\_




60/=

3. \_\_\_\_\_



70/=

4. \_\_\_\_\_



20/=

Read lesson 3 on page 89 and 90 of your textbook and answer these questions. **04**


### Let's Make a Pair of Scales.

What are needed to make a pair of scales? Look at the pictures and write down their names.

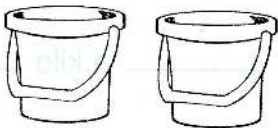
1. \_\_\_\_\_ a \_\_\_\_\_



2. \_\_\_\_\_ a \_\_\_\_\_ of \_\_\_\_\_




3. two \_\_\_\_\_



4. \_\_\_\_\_ a \_\_\_\_\_






**05** Here is the method for making "A" Pair of Scales. They are not in the correct order. Put Numbers from 1 - 7 in the boxes to show the correct

1. Tie the other end of the yarn to the hanger.
2. Punch three holes on the sides of each cup.
3. Your pair of scales is ready.
4. Hang the pair of scales on a bar.
5. Cut six long pieces of yarn.
6. Tie the yarn to the cups.
7. Insert the yarn through the holes.

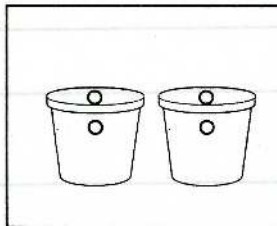

**Match the numbers 1 - 6 and the pictures**

**06**

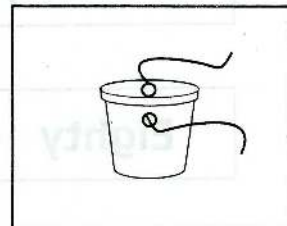
A.




B.



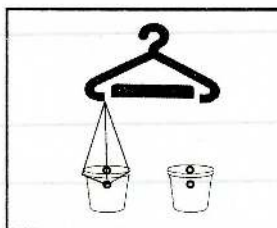
C.



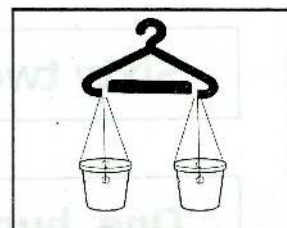
D.



E.




F.







# A Day at the fair




**07** Write the missing numbers in words in the series.

- (a) 19 20 \_\_\_\_\_ 22 23
- (b) 30 31 \_\_\_\_\_ 33 34
- (c) 41 42 \_\_\_\_\_ 44 45
- (d) 52 53 \_\_\_\_\_ 55 56
- (e) 63 64 \_\_\_\_\_ 67 68

Write the numbers in figures. **08**

- (a) Seventy Seven
- (b) Eighty eight
- (c) Ninety nine
- (d) Sixty two
- (e) One hundred



**09** Put the odd man out. Cross the word that does not belong to the group.

1. mangoes , apples, books , oranges , bananas.

2. pencils, pens, papers, rulers , pineapples.

3. carrots, rice, sugar , tea, flour.

4. beetroot , pumpkin , tomatoes , peanuts , potatoes.




5. milk , coffee , cheese , butter , ghee.

6. fan , lamp, ice-cream, phone, clock .


Put the following words under the correct columns.

**10**

Groceries	Vegetables	Fruits	Stationery







**11** Read Lesson 4 on page 91 and 92 of your textbook and answer the questions as in (A).

(A) 1. Where is Dasun and his Mother ? ( they / pharmacy )

They are at the pharmacy.

2. What are they doing ? ( buy / medicine )

They are buying medicine.



(B) Look at the picture No. 2. Put the jumbled words in the correct order to ask and answer questions.

1. is / where / Mr. Jayasri ?


\_\_\_\_\_

bank / at / he / the / is

2. is / what / doing / he / there ?

\_\_\_\_\_

depositing / he / some / is / money



(c) Look at picture No. 3. Put the jumbled words in the correct order to ask and answer questions.

1. is / Nisam / where ?

\_\_\_\_\_

bookshop / is / he / the at

2. doing / he / what is ?


\_\_\_\_\_

buying / he / a / is / story book.





# A Day at the fair



12

Look at the poster on page 93 of your textbook and underline the correct answers to the questions

1. What's the name of the book fair ?  
(a) 'Let's Read '                      (b) 'Enjoy Reading '                      (c) 'Reading is fun '
2. What story books can you buy there ?  
(a) latest                                      (b) old ones                                      (c) favourite ones
3. On what day is the book fair ?  
(a) Sunday                                      (b) Saturday                                      (c) Friday
4. On what date and month is it ?  
(a) August 23rd                                      (b) September 23rd                                      (c) October 31
5. Where is the book fair held ?  
(a) at the Public Library                      (b) at the Tower Hall                      (c) at the Y. M. C .A
6. What time is it?  
(a) from 10.00am to 5.00 pm                      (b) from 9.00am to 5.00pm                      (c) from 8.00am tp 6.00pm
7. What's the big discount ?  
(a) buy 1, get 1 free                      (b) buy 2 , get 1 free                      (c) buy 1, get 2 free
8. How much is the entrance fee ?  
(a) Rs. 50/=                                      (b) free                                      (c) Rs. 100/=






01

Read Lesson 1 on page 99 of your textbook. Look at the pictures and underline the correct advice (warning).

1. (a) Don't play with sharp tools.
- (b) Don't tease your pets.
- (c) Don't run on the stairs.



2.




- (a) Don't run on the stairs.
- (b) Don't climb on furniture.
- (c) Don't play with sharp tools.

3. (a) Don't climb on furniture.
- (b) Don't leave small objects on the floor.
- (c) Don't play with sharp tools.



4.



- (a) Don't leave small objects on the floor.
- (b) Don't climb on furniture.
- (c) Don't run on the stairs.


5. (a) Don't play with sharp tools.
- (b) Don't leave small objects on the floor.
- (c) Don't tease your pets.





02 Underline the correct verbs in the brackets.

1.



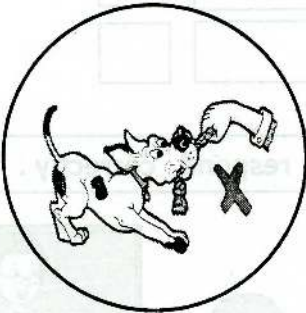
Don't ( climb, play, leave ) with sharp tools.

2.

Don't ( leave, tease, run ) on the stairs.



3.



Don't ( tease, play, climb ) your pets.

4.

Don't ( climb, run, leave ) small thing on the floor.




5.



Don't ( run, climb, play ) on furniture.





**03** Read the following warnings (A) and match them with the reasons (B). Put the numbers under (A) in the boxes under (B).

- A**
1. Don't run on the stairs.
  2. Don't play with sharp tools.
  3. Don't leave small things on the floor.
  4. Don't tease your pets.
  5. Don't climb on furniture.



- B**
- |   |                          |
|---|--------------------------|
| a) Because little ones may put them in their mouth. | <input type="checkbox"/> |
| b) Because you may cut yours fingers on it.         | <input type="checkbox"/> |
| c) Because you may slip on the steps.               | <input type="checkbox"/> |
| d) Because you may fall down.                       | <input type="checkbox"/> |
| e) Because you they may bite you.                   | <input type="checkbox"/> |

**04** Read lesson 2 on page 107 of yours textbook and respond correctly.

**Teacher :** Good morning, Children .

**Students :** \_\_\_\_\_

**Teacher :** Where is Nisal? Is he absent ?

**Senuri :** No. \_\_\_\_\_

Oh' there he is ?

**Dasun :** Excuse me, teacher, May I come in ?

**Teacher :** Of \_\_\_\_\_.

Children, \_\_\_\_\_ you have sports practices every day? .

**Student :** Yes \_\_\_\_\_.

**Teacher :** \_\_\_\_\_ drink \_\_\_\_\_ of \_\_\_\_\_ ?

**Dasun :** Yes. \_\_\_\_\_

**Teacher :** Well, best \_\_\_\_\_ with your \_\_\_\_\_, children .

**Students :** Thank \_\_\_\_\_ .





**05** Read Lesson 2 on page 101 again and underline the its correct answers.

1. Is Nisal absent from school ? .
  - (a) Yes.
  - (b) No.
  - (c) We don't know.
2. Where did Nisal go ? .
  - (a) for cricket practice.
  - (b) for dance practice.
  - (c) for sports practice.
3. Do the Students, have sports practices every day ?
  - (a) Yes.
  - (b) No.
  - (c) We don't know.
4. Why should we drink plenty of water.
  - (a) It's hot these days.
  - (b) It's cold these days .
  - (c) It's stormy these days .
5. The teacher wished the children good luck.....
  - (a) with their exam .
  - (b) with their events.
  - (c) with their tour.



Read lesson 3 on page 103 and underline the correct verbs in the brackets. **06**

1. ( Drink , Avoid, Play ) sports injuries.
2. ( Drink, Avoid, Wear ) plenty of water.
3. ( Follow, Don't do, Wear ) helmets and knee guards .
4. ( Do, Wear , Don't do ) warm up exercises.
5. ( Do, Do not, Follow ) play when you are not well .







07 Read Lesson 4 on page 104 in your textbook and answer these questions.

1. Father is (wearing, driving, riding) the car.



He is (wearing, carrying, playing) the seat belt.



2. My sister is (wearing, carrying, riding) a bicycle.

She is (wearing, playing, gardening) a helmet.

3. Mother is (playing, riding, carrying) a hot tray.



She is (wearing, riding, wearing) a mitten.




4. Grandma is (riding, gardening, carrying).

She is (wearing, playing, carrying) a hat and a glove.


5. My brother is (gardening, carrying, playing) cricket.

He is (driving, riding, wearing) a helmet gloves and pads.





08 Read lesson 4 again and write meaningful sentences using the key words.  
Do as in No. 1



1. Father / drive / car.


Father is driving a car.

He / wear / the seat belt .

He is wearing the seat belt .

2. My sister / ride / bicycle .

She / wear / a helmet.




3. My mother / carry / hot pan.

She / wear / mittens .

4. My grandma / garden.


She / wear / a / hat and gloves




5. My brother / play / cricket .

He / wear / helmet / glove, pads.





09 Sing the traffic light song on page 105 and 106 and fill in the blanks in these sentences.



1. What does the red light say?

The red light says \_\_\_\_\_

2. What does the yellow light say?

The Yellow light says \_\_\_\_\_

3. What does the green light say?

The green light says \_\_\_\_\_

Match the signs and what they say . 10



1



2



3



4



5

- Don't blow your horn.
- Slippery road ahead.
- Hospital.
- Park your vehicle here.
- Pedestrian crossing.



**11** Read lesson 6 on page 107 of your text book and underline the correct answer.


1. Where are Dasun and his father going?
  - (a) to the bank
  - (b) to the hospital
  - (c) to the post office
2. How are they travelling?
  - (a) by bus
  - (b) in their car
  - (c) in their three wheeler
3. Where did father stop the three-wheeler?
  - (a) at the bank
  - (b) at the hospital
  - ⓐ at the post office
4. Why must they drive carefully?
  - (a) the road ahead is slippery
  - (b) the road ahead is closed
  - (c) the road is under repair
5. What can't they do near the hospital?
  - (a) can't drive fast
  - (b) can't stop there
  - (c) can't sound their horn
6. Where can they park their three-wheeler?
  - (a) near the hospital
  - (b) at the parking lot
  - (c) near the bank

Underline the correct words in the brackets

**12**

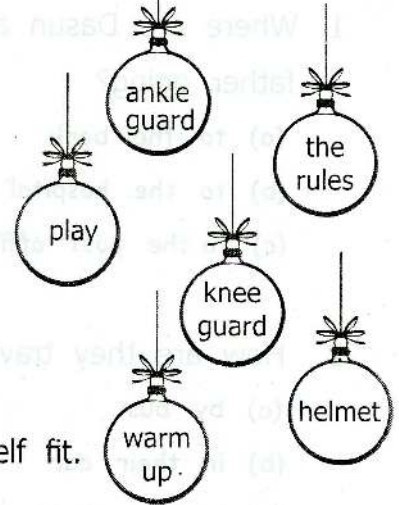
1. [ Wait, Stop, Drive ] at the pedestrian crossing.
2. [ Wait, Park, Blow ] at the pedestrian crossing before your cross.
3. [ Stop, Wait, Drive ] carefully; slippery road ahead.
4. [ Don't blow, Stop, Park ] your horn near the hospitals.
5. [ Wait, Park, Drive ] your vehicle in a parking lot.





13 Read lesson 3 again and fill in the blanks. with the correct words.


1. Wear \_\_\_\_\_ to protect your head .
2. Wear \_\_\_\_\_ to protect your knee.
3. Wear \_\_\_\_\_ to avoid sprain .
4. Follow \_\_\_\_\_ to avoid problems.
5. Do \_\_\_\_\_ exercises to keep yourself fit.
6. Do not \_\_\_\_\_ if you are ill .








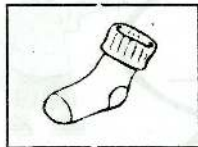




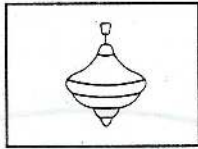

Fill in the blanks with "o" or "or" to show the short or long sound. 14

- |               |                |                |
|---------------|----------------|----------------|
| 7.  p _____ p | 10.  m _____ p | 13.  h _____ t |
| 8.  h _____ p | 11.  t _____ p | 14.  p _____ t |
| 9.  c _____ p | 12.  c _____ t | 15.  d _____ t |

- |               |                |
|---------------|----------------|
| 1.  c _____ n | 4.  p _____ k  |
| 2.  f _____ k | 5.  c _____ k  |
| 3.  h _____ n | 6.  t _____ ch |

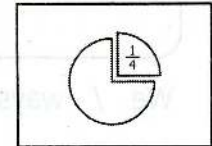

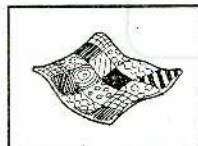


15 Look at the pictures and write down their names. Choose from the box.



cot dog log pot top box hot fox mop pop clock  
 cock lock sock rock block cog frock frog moth

16 Look at the pictures and fill in the blanks to name them. Choose from the box.



quail quarter quill quilt queen phantom pharmacy phone photo





**01** Sing the song in lesson 1 on page 111 of your textbook. Now write how each one of these children greet you. Choose from the given boxes.



I'm Senuri  
\_\_\_\_\_



I'm Meena  
\_\_\_\_\_



I'm Navaz  
\_\_\_\_\_



I'm Justin  
\_\_\_\_\_

Vanakkam

Asalamu Alaykum

Hello !

Ayubowan

**02** Put the jumbled words in order to make good sentences

1. are / we / Sri Lankans

\_\_\_\_\_

2. in / live / we / places / different

\_\_\_\_\_

3. We / ways / different / in / speak

\_\_\_\_\_

4. different / greetings / our / are

\_\_\_\_\_

5. and / play / we / sing / like / all / to

\_\_\_\_\_















03

Read lesson 2 on page 114 of your textbook and underline the correct words.

- ( The Moon, The earth, The sun ) is the name of our planet
- There are seven ( ponds, oceans, lakes ) on the earth.
- There are many ( flags, maps, people ) living the world.
- The people are ( different the same , famous ).
- There are 195 ( Islands , Oceans, Countries ) in the world.
- All countries have ( the same, different , many ) flags.
- Taj Mahal is a ( famous, different, same ) place in India.

Read lesson 3 on page 115 of your textbook and match the names of the countries and their flags.

04

1.			4.		
2.			5.		
3.			6.		

Sri Lanka    India    America    Japan    Africa    England





05

Look at the pictures and complete the sentences.

1.



Ayuborvan , Vanakkam


We are from Sri Lanka.

We are Sri Lankans.


2. N \_\_\_\_\_, V \_\_\_\_\_

\_\_\_\_\_ India .

We are \_\_\_\_\_



3.



Konnichi wa !


We are \_\_\_\_\_

We are \_\_\_\_\_

4. Good Morning !

We are \_\_\_\_\_

We are \_\_\_\_\_



5.



Good Morning !

We are \_\_\_\_\_

We are \_\_\_\_\_



**06** Act out what the kids do And complete the following

Hello!  
 \_\_\_\_\_ Mary.  
 I'm \_\_\_\_\_  
 \_\_\_\_\_ Kingdom.

Nice \_\_\_\_\_

Konnichi wa!  
 \_\_\_\_\_ Yashumi.  
 I'm \_\_\_\_\_

Nice to meet you.

Aweh!  
 \_\_\_\_\_ Muru.  
 I'm \_\_\_\_\_  
 \_\_\_\_\_ Africa.

Glad \_\_\_\_\_

Vanakkam!  
 \_\_\_\_\_ Meena.  
 I'm \_\_\_\_\_

Glad \_\_\_\_\_

Ayubowan!  
 \_\_\_\_\_ Ruwani.  
 \_\_\_\_\_  
 Sri Lanka.

Nice \_\_\_\_\_

Hi!  
 \_\_\_\_\_ Loman.  
 \_\_\_\_\_  
 the United States of \_\_\_\_\_

Nice \_\_\_\_\_





**07** Read lesson 5 on page 120 of your textbook and answer these questions.

Underline the correct answers .

- What does Darci Lynne Farmer do ?  
 (a) she sings sweetly. (b) she performs live shows. (c) she runs fast race
- Where is she from ?  
 (a) United States (b) United Kingdom (c) United Arab Republic
- What was Darci afraid of ?  
 (a) playing with rabbits (b) performing in front of an audience (c) her father and mother
- How many puppet characters does she perform with ?  
 (a) six (b) ten (c) eight
- Where can she make her voice come from ?  
 (a) from dummies (b) from her nose (c) from her stomach

Say "True" or "False" Ring "T" if True, "F" if False.

**08**

- Darci is a girl of many talents. T F
- She loves singing. T F
- She is not shy to sing for an audience. T F
- She has won many International Awards. T F
- Misty farmer is her younger sister. T F
- Her school is in her home town. T F



# Around the World



**09** Read lesson 5 on page 120 again and give full answers to these questions.

1. When is Darci's birthday ?

---

---

2. Where does she go to school ?

---

---

3. What is her nationality ?

---

---

4. How did she overcome her shyness?

---

---

5. Who is Ace ?

---

---

6. What's the name of her naughty old lady character ?

---

---

7. What colour is Okie ?

---

---

8. Who is the singing white rabbit ?

---

---

9. What's the name of her very smart British bird ?

---

---

10. Who is Scarlett ?

---

---

11. What's the name of her Motown mouse ?

---

---

12. How old do you think Daci is now ?

---

---





10

Read lesson 6 on page 120 - 121 and answer the questions.

1. What was Dasun doing Saturday afternoon?

---

2. What was his book about?

---

3. What did he want to do then?

---

4. What did his brother and sister do?

---

5. What time did he wake up next morning?

---

Read lesson 6 on page 120 - 121 of your textbook answer these questions.

11

1. What did Dasun take from his cupboard?

---

2. Where did he go then?

---

3. What did he take from the kitchen?

---

4. Where did he say he was going?

---

5. Who did he say he was going with?

---

6. Why did his mother call him a "brave boy"?

---

7. Why did his brother and sister laugh at him?

---



**12** Fill in the blanks with the missing words.

Saturday afternoon, Dasun was (1)   
 a book. It was about Mount (2)   
 "I want to (3)  (4)  Everest".  
 Dasun told his mother. His brother and sister (5)   
 at him. He (6)  up at 6 O'clock in the morning. He  
 started to pack a bag. He took some (7)  out of the  
 cupboard. He (8)  to the kitchen. He took some  
 (9)  and a bottle of water. You are a  
 (10)  boy my dear, but you are only seven, his mother  
 reminded him.

Read lesson 7 on page 123 of your textbook and underline the correct word in the brackets.

13

1. A Queen is a [ big , cute , rich ] woman.
2. A King is a [ powerful , strong , perfect ] ruler.
3. A boxer is a [ perfect , powerful , strong ] man.
4. An elephant is a [ rich , weak , big ] animal.
5. Meena is a [ little , elder , adult ] girl
6. Myura got a [ rich , perfect , adult ] score in maths.





14

Read these sentences and match the reasons in the box.  
Put the correct numbers in the boxes.

- (a) Dasun wants to climb Mount Everest.
- (b) His brother and sister laughed at him.
- (c) Mother said "Dasun" you are a brave boy."
- (d) Dasun took some clothes from the cupboard.
- (e) Dasun took some sweets from the kitchen.

1. Because he wanted to climb Mount Everest.
2. Because he wanted to pack a bag.
3. Because he wanted to eat when he climbs.
4. Because he was only 7 years old.
5. Because he was reading a book on Mount Everest.

Read the poem on page 125 and fill in the blanks.

15

1. Be a  friend.
2. Be  to your elders.
3. Learn to say  .
4. Learn to say .
5. Learn to say .
6. Share friendly  with people.
7. Be kind to your .
8. Be good to your .



**16** Read the "SKYPE CHAT" on page 126 and answer these questions.

Underline the correct answers.

1. The chat is between Dasun & [ Nisal , Linda, Tony ]
2. The chat is to [ Dasun , Londw, Tony ]
3. Linda goes to school by [ bus, car, cycle ]
4. Linda lives in [ England , New Zealand, Netherland ]
5. Linda's bicycle is [ white , black, red ] in colour
6. Dasun and Linda had a chat at [ 8.12 p.m , 12.noon , 8.12a.m ]

**Read lesson 5 on page 120 and answer these questions.**

**17**

1. What colour is Petunia ?

---

2. What colour is Okie ?

---

3. What colour is Ace ?

---

4. Who is naughty ?

---

5. Who is smart ?

---

6. Who is Darci's Mother ?

---







18 Do this CROSSWORD on "Daci Lynne Farmer's Puppets". Fill in the blanks with the names of the puppets. Use the clues ACROSS and DOWN.

### ACROSS

② A singing white rabbit.




③ A yellow duck.



④ A sassy fox.



① A very smart British bird.



### DOWN

⑥ A Motown mouse



⑧ A naughty old lady (short name).




⑦ A sassy cowgirl.



⑤ A big brown monkey.



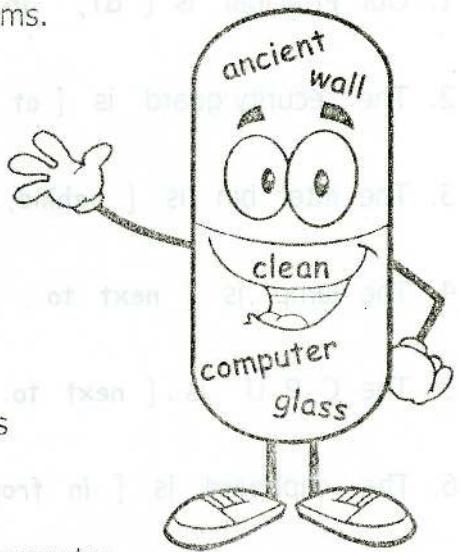


01 Read Lesson 1 on page 128 and 129 of your pupil's textbook and answer the questions Ring "T" if these sentences are "True", "F" if False.


- 1. We have a neat and clean classroom. T F
- 2. We have glass walls. T F
- 3. We have a plastic board. T F
- 4. We have a computer board. T F
- 5. We have many textbooks. T F
- 6. We write on exercise books. T F
- 7. We type notes on the glass tab. T F
- 8. We play games in our playground. T F

02 Fill in the blanks with the correct adjectives from the tablet.

- 1. We have \_\_\_\_\_ classrooms.
- 2. We have \_\_\_\_\_ walls.
- 3. We have a \_\_\_\_\_ board.
- 4. We learn about \_\_\_\_\_ animals
- 5. We play games on the \_\_\_\_\_ computer

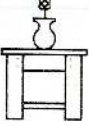











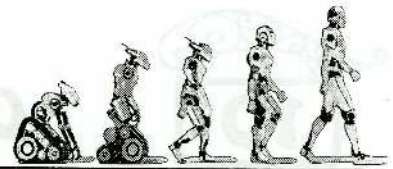
03

Look at the pictures and fill in the blanks with the correct prepositions.

1.  Where is his flower vase ?  
It is \_\_\_\_\_ the table .  
**behind**
2.  Where is the cat ?  
It is \_\_\_\_\_ the basket.  
**between**
3.  Where is the puppy ?  
It is \_\_\_\_\_ the table  
**in**
4.  Where is the tree ?  
It is \_\_\_\_\_ the house  
**in front of**
5.  Where is the car ?  
It is \_\_\_\_\_ of the house.  
**on**
6.  Where is the radio ?  
It is \_\_\_\_\_ the two vases.  
**under**

Look at the pictures. 04

1. Our Principal is [ at , in , on ] the office.
2. The security guard is [ at , in , on ] the gate.
3. The litter bin is [ behind , between , under ] table.
4. The lamp is [ next to , between , at ] chairs.
5. The C P U is [ next to , under , behind ] the computer.
6. The cupboard is [ in front of , under , behind ] the board.
7. The fan is [ in , next to , under ] the bookcase.



05







Read lesson 3 on page 131 and 132 and answer the questions. Read the following and write the matching statements. You can choose from the box.

- (a) Zero Waste Festival. \_\_\_\_\_
- (b) Don't use cars or motorbikes. \_\_\_\_\_
- (c) Don't use plastic cups or plates. \_\_\_\_\_
- (d) You can sell cookies your mother baked. \_\_\_\_\_
- (e) You can swap , rose cuttings. \_\_\_\_\_
- (f) Don't use the trash cans. \_\_\_\_\_


1. Brings your own cups.
2. Leave the bins empty.
3. Enjoy the bicycle rides.
4. You can exchange plants only.
5. Leave no waste.
6. You can sell home made food.

Match the items and their captions. 06

**Homemade food    Plants    Toothpaste    Shampoo    Stationery    Waste bins**

<p>1. </p> <p>2. </p> <p>3. </p>	<p>4. </p> <p>5. </p> <p>6. </p>
<input style="width: 200px; height: 30px;" type="text"/>	<input style="width: 200px; height: 30px;" type="text"/>
<input style="width: 200px; height: 30px;" type="text"/>	<input style="width: 200px; height: 30px;" type="text"/>
<input style="width: 200px; height: 30px;" type="text"/>	<input style="width: 200px; height: 30px;" type="text"/>






07

Read lesson 4 on page 134 and 130 and answer these questions.  
Fill in the blanks with the correct words to complete the sentences

1. Hello , we \_\_\_\_\_ electricity.

We \_\_\_\_\_ work .

Let's \_\_\_\_\_ solar power.



2. Hello , we \_\_\_\_\_ electricity.

We \_\_\_\_\_ cook.

Let's \_\_\_\_\_ to the restaurant.

3. Mom, \_\_\_\_\_ electricity.

I \_\_\_\_\_ study.

Let's \_\_\_\_\_ the flash light.



4. Hello , we \_\_\_\_\_ water.

I \_\_\_\_\_ wash my hands.

I \_\_\_\_\_ have a shower.

5. I'm tired and thirsty .

I \_\_\_\_\_ to drink.





**08** Read lesson 6 on page 137 and 138 of the pupil's textbook and answer these questions.

1. At the future fair what will help you plan your future?
  - (a) space technology
  - (b) e- technology
  - (c) bio-technology
2. What will help us avoid traffic ?
  - (a) flying cars
  - (b) machine buffaloes
  - (c) flying shoes
3. What will help us in studies.?
  - (a) machine buffaloes
  - (b) flying shoes
  - (c) human robots
4. What will help us to work in the field ?
  - (a) human robots
  - (b) flying cars
  - (c) machine buffaloes
5. What is ready to give us energy ?
  - (a) water droplets
  - (b) energy droplets
  - (c) fingertip service
6. What will help us to get medicine ?
  - (a) water droplets
  - (b) human robots
  - (c) fingertip service

Fill in the blanks with the correct words to complete these phrases

**09**

1. \_\_\_\_\_ service
2. \_\_\_\_\_ history
3. \_\_\_\_\_ droplets
4. \_\_\_\_\_ buffaloes
5. \_\_\_\_\_ robots
6. \_\_\_\_\_ shoes
7. \_\_\_\_\_ cars
8. \_\_\_\_\_ droplets

energy

fingertip

flying


human

machine

water

world





10 Fill in the blanks with the correct verbs from the boxes.

1. We will have clocks to \_\_\_\_\_ the world history.

2. We will have flying cars to \_\_\_\_\_ traffic.

3. We will have human robots to \_\_\_\_\_ in our studies.

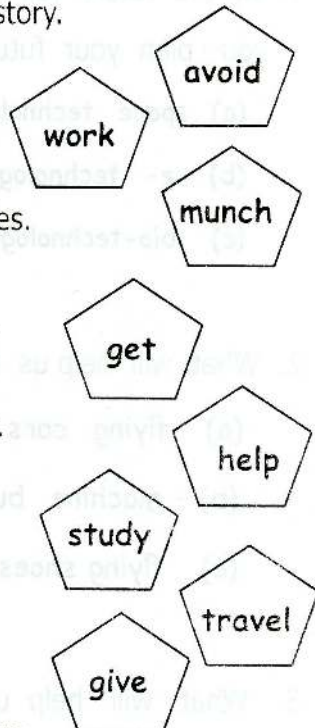
4. We will have buffaloes to \_\_\_\_\_ in the field.

5. We will have flying shoes to \_\_\_\_\_ safe and fast.

6. We will have fingertip service to \_\_\_\_\_ medicine.

7. It will be safe to \_\_\_\_\_ water drops.

8. Energy droplets are ready to \_\_\_\_\_ us energy.




B. Read the following and match the pictures. Put the correct picture number in the boxes.

11

(a) jump



(b) climb




(c) hop

(d) run

(e) skip



(f) walk



12 Put the odd man out. Underline the word that does not belong to the group.

1. Doing words

- (a) write
- (b) chair
- (c) read

2. Nouns

- (a) flowers
- (b) fruits
- (c) give

3. Countries

- (a) beautiful
- (b) America
- (c) Pakistan

4. Greetings

- (a) Good morning
- (b) Good evening
- (c) Good Friday

5. Colours

- (a) Red
- (b) Big
- (c) Blue

6. Holidays

- (a) Saturday
- (b) Monday
- (c) Sunday

Underline the matching sentences.

13

1. I have no pen.

- (a) I can't read.
- (b) I can't speak.
- (c) I can't write.

2. We have no water.

- (a) We are hungry.
- (b) We are happy.
- (c) We are thirsty.

3. They have no license.

- (a) They can't travel.
- (b) They can't drive.
- (c) They can't study.

4. You have no phone.

- (a) You can't call mom.
- (b) You can't study now.
- (c) You can't sing songs.


5. We have no teachers

- (a) we can't study.
- (b) we can't play.
- (c) can' we

6. We have no tabs.

- (a) We can't type.
- (b) We can't wash cups.
- (c) We can't cook.





**14** Read lesson 8 on page 140 and 141 of the pupil's book and answer the questions. Fill in the blanks in the missing words from the boxes.


## Goodbye , We' ll Miss You .

1. It's time to go \_\_\_\_\_
2. It's time to say \_\_\_\_\_
3. I had so much \_\_\_\_\_
4. And I learnt so many \_\_\_\_\_
5. I made so many \_\_\_\_\_
6. I say goodbye my dear \_\_\_\_\_
7. Goodbye , see you \_\_\_\_\_

- again
- fun
- friends
- friends
- goodbye
- home
- things

**15** Put these jumbled words in the correct order to make goodbye cards.

1. hard / goodbye / It's / to say / really  
\_\_\_\_\_
2. never / goodbye / say / friends  
\_\_\_\_\_
3. will miss / dear / we / you / teacher .  
\_\_\_\_\_
4. time / It's / goodbye / to say.  
\_\_\_\_\_
5. many / made / so / I / friends  
\_\_\_\_\_
6. learnt / so many / things / I  
\_\_\_\_\_



16 Underline the correct verb in the brackets.

1. It's time to ( say / see / go ) Goodbye.
2. It's time to ( say / see / go ) home.
3. I ( learnt , had , made ) so much fun.
4. I ( learnt , had , see ) many things.
5. Goodbye, ( go / see / say ) you again.



Complete these sentences. Choose the correct words and fill in the blanks.

17

1. We need a toothbrush and \_\_\_\_\_ to clean our teeth.
2. We need \_\_\_\_\_ to wash our hair.
3. We can exchange \_\_\_\_\_ food at the zero waste festival.
4. We can leave the bins empty at the \_\_\_\_\_ festival.
5. We can use \_\_\_\_\_ material to be eco - friendly.

reusable

zero waste

toothpaste

homemade

shampoo





18 Fill in the blanks to complete these words, with "er" sound letters. Is it "ir" OR "ur"?



b — d



c — l



g — l



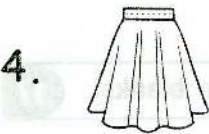
ch — ch



sh — t



b — n



sk — t



c — d



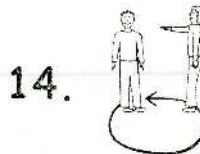
f — t



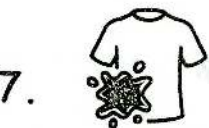
h — t



c — cus



t — n



d — t




s — f



th — ty

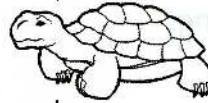


n — se



19 Look at the pictures and fill in the blanks with the correct words. No. 1 is done for you.

1 I don't have wings.  
I can't fly in the sky.




2 I \_\_\_\_\_ fins.  
I \_\_\_\_\_ swim.

3 You \_\_\_\_\_ money.  
You \_\_\_\_\_ a car.




4 They \_\_\_\_\_ membership  
They \_\_\_\_\_ books

5 We \_\_\_\_\_ ATM cards  
We \_\_\_\_\_ money from the ATM




6 A fish \_\_\_\_\_ wings  
It \_\_\_\_\_ fly

7 A snake \_\_\_\_\_ no legs  
It \_\_\_\_\_ run



8 A doctor \_\_\_\_\_ no guns  
He \_\_\_\_\_ fight






20

Read the instructions. Put a cross in the box next to the answers.

1. Greet your friend.  
What is wrong.
  - (a) Good morning.
  - (b) Thank you.
  - (c) Good afternoon.
  
2. What does not orbit the earth?
  - (a) A planet.
  - (b) A satellites.
  - (c) helicopter.
  
3. Which is not correct?
  - (a) A snail moves fast.
  - (b) A deer runs fast.
  - (c) A bird flies high.
  
4. Which of this is not a country?
  - (a) England.
  - (b) France.
  - (c) Colombo.
  
5. Which is wrongly spelt?
  - (a) cycle.
  - (b) bisikal.
  - (c) bicycle.
  
6. Which is a weekday?
  - (a) Friday.
  - (b) Saturday.
  - (c) Sunday.
  
7. A computer has no .....
  - (a) a machine.
  - (b) monitor.
  - (c) mouse.








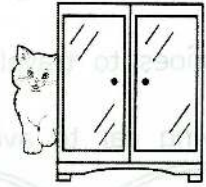
21 Read the instructions and answer the questions.

**A. Fill in the blanks with the correct question words.**


1. \_\_\_\_\_ your name ?                      I'm Tony.
2. \_\_\_\_\_ old are you ?                      I'm ten .
3. \_\_\_\_\_ are you from ?                      from Kandy.
4. \_\_\_\_\_ grade are you in ?                      In Grade -5 .
5. \_\_\_\_\_ is your birthday ?                      on the 6th of January.



**B. Read the following and match the pictures . Put the correct picture number in the boxes.**

<p>(1) </p>	<p>(4) </p>	<p>(a) near <input type="checkbox"/></p>
<p>(2) </p>	<p>(5) </p>	<p>(b) under <input type="checkbox"/></p>
<p>(3) </p>	<p>(6) </p>	<p>(c) behind <input type="checkbox"/></p>
		<p>(d) in <input type="checkbox"/></p>
		<p>(e) between <input type="checkbox"/></p>
		<p>(f) on <input type="checkbox"/></p>





22

Read the following sentences and complete them choosing their correct endings. from the box.

1. I'm thirsty , and there is no water in the jug.

---

2. There is a traffic jam and dad can't drive home early .

---

3. Our English teacher is absent today and we can't learn today.

---

4. I am tired and weak and I have nothing to eat .

---


5. Our doctors have gone on holidays , but

---

6. I can't walk fast home to watch my favorite T.V. show.

---

- but human robot teachers are there to help us.
- but there are energy droplets ready-to-eat .
- but it is safe to munch water drops.
- but we have fingertip service to get medicine.
- but there are flying shoes to travel safe and fast.
- but he can use a flying car to avoid traffic.



**01** Complete these sentences by filling in the blanks with the correct endings from the box.

lies

lend

live

make

belongs

- Sri Lanka \_\_\_\_\_ in the Indian Ocean.
- Sri Lanka \_\_\_\_\_ to you, me, all of us.
- Let's \_\_\_\_\_ in peace and harmony.
- Let's \_\_\_\_\_ it rich and beautiful . . .
- Let's \_\_\_\_\_ a helping hand.

( 2 x 5 = 10 marks )

Choose the correct words and fill in the blanks.

**02**

North Central

registration

Junior

taking part

Anuradhapura

- Kumar and Nisal are \_\_\_\_\_ in different games.
- It is the National \_\_\_\_\_ Sports Festival.
- Nisal is at the \_\_\_\_\_ desk.
- Nisal is from the \_\_\_\_\_ Province.
- Nisal lives in the town of \_\_\_\_\_

( 2 x 5 = 10 marks )



**03** Answer these questions.

1. What is the National bird of Sri Lanka.?

\_\_\_\_\_

2. What is the National flower of Sri Lanka.?

\_\_\_\_\_

3. What is the holy mountain in Sri Lanka.?

\_\_\_\_\_

4. Which Province has many ruins ?

\_\_\_\_\_

5. Which is the famous rain forest in Sri Lanka.?

\_\_\_\_\_

( 3 x 5 = 15 marks )

**Choose the questions the teacher asks from the box and complete the dialogue between the (T) Teacher and (N) Nisal.**

**04**

1. T - \_\_\_\_\_

N - Good Morning, Sir. I'm Nisal .

2. T - \_\_\_\_\_

N - Im from Anuradhapura.

3. T - \_\_\_\_\_

N - I'm from the North Central Province.

4. T - \_\_\_\_\_

N - I take part in swimming.

5. T - \_\_\_\_\_

N - Thank you, Sir.

- Where do you come from ?
- Good Morning ! What's your name ?
- What's your event ?
- What's your province ?
- Well, Good Luck !

( 2 x 5 = 10 marks )

**05**

Fill in the two blanks in the following sentences with the correct adjectives from (A) and the noun it describes from (B)

- A.** attractive Botanical clear colourful rare tropical Western
- B.** birds climate Gardens flowers plants Province water

- Students visited the Seethawaka \_\_\_\_\_  
\_\_\_\_\_ in Avissawella.
- In the \_\_\_\_\_, it has 106 acres of land.
- It has a \_\_\_\_\_. It's warm and sunny.
- It has many \_\_\_\_\_ and trees in it.
- There are many \_\_\_\_\_ in bloom.
- We can see and hear many \_\_\_\_\_ chirping there.
- There is a lake with \_\_\_\_\_ in it.

( 2 x 7 = 14 marks )

Complete the sentences . Choose the missing words from the boxes.

**06**

wood shade rubber medicine fruits

- Trees give us \_\_\_\_\_ to eat.
- Trees give us cool \_\_\_\_\_ to rest.
- Trees give us \_\_\_\_\_ for making chairs.
- Trees give us \_\_\_\_\_ for making boots.
- Trees give valuable \_\_\_\_\_ to the sick people.

( 3 x 5 = 15 marks )



**07**

Fill in the blanks. with the past form of the verbs in the brackets.

1. The shepherd boy \_\_\_\_\_ after a flock of sheep. ( look )

2. He \_\_\_\_\_ the sheep to the forest every morning. ( take )

3. He \_\_\_\_\_ them back in the evening. ( bring )

4. One day he \_\_\_\_\_ a trick with the villages. ( play )

5. One day a wolf really came and \_\_\_\_\_ all the sheep. ( kill )

( 2 x 5 = 10 marks )

Choose the correct words and complete these sentences.

**08**

1. Thai Pongal is in January .

We \_\_\_\_\_ Sun God.

We \_\_\_\_\_ Pongal rice

2. Vesak is in May .

We \_\_\_\_\_ sil.

We \_\_\_\_\_ alms.

3. Ramadan is in the ninth Islamic month.

We \_\_\_\_\_ for one month


We \_\_\_\_\_ fast when we see the new moon.

4. Christmas is in December

We \_\_\_\_\_ carols.

Santa \_\_\_\_\_ us gifts.

break	make
brings	observe
fast	sing
give	thank



( 2 x 8 = 16 marks )



01 Fill in the blanks with the correct words from the boxes.

1. The students of Gajaba Vidyalaya went to see the Kandy\_\_\_\_\_
2. It is a beautiful \_\_\_\_\_ that comes in August.
3. King Keerthi Sri \_\_\_\_\_ started it first.
4. The \_\_\_\_\_ lead the Perahera.
5. The Kandyan \_\_\_\_\_ and beauty to the perehera.

Perahera Pageant Whipcrackers tuskars  
Rajasinghe dancers

( 2 x 5 = 10 marks )

Put the missing letters to complete the text.


02

Anya de Saram Larssan is a 13 year old girl. She li\_\_\_\_\_in Colombo. She is a yo\_\_\_\_\_ eco - hero . She received the International young Eco - Hero Aw\_\_\_\_\_ in 2018. She tried to so\_\_\_\_\_ the human- elephant co\_\_\_\_\_ in Wasagamuwa. She ra\_\_\_\_\_ funds for an "Elephant Friendly Bus" It now transports children sa\_\_\_\_\_ to schools. Earlier they wa\_\_\_\_\_ to school. Sometimes they came across dangerous elephants.

( 2 x 8 = 16 marks )



**03** Match the pictures and the names of the games.



- |                |                          |                    |                          |
|----------------|--------------------------|--------------------|--------------------------|
| (a) tennis     | <input type="checkbox"/> | (f) rugby          | <input type="checkbox"/> |
| (b) hockey     | <input type="checkbox"/> | (g) table - tennis | <input type="checkbox"/> |
| (c) cricket    | <input type="checkbox"/> | (h) netball        | <input type="checkbox"/> |
| (d) badminton  | <input type="checkbox"/> | (i) volleyball     | <input type="checkbox"/> |
| (e) basketball | <input type="checkbox"/> | (j) football       | <input type="checkbox"/> |

( 2 x 5 = 10 marks )

**04** Complete the story about Marathon Karu. Fill in the blanks with the correct verbs.

Marathon Karu \_\_\_\_\_ in the 1964 Olympic Marathon race.

He was ill that day but he \_\_\_\_\_ the race.

Other runners soon \_\_\_\_\_ him. But Karu did not \_\_\_\_\_.

He \_\_\_\_\_ the race alone. Some people \_\_\_\_\_ at him.

Others \_\_\_\_\_ him. He did not win. But he \_\_\_\_\_ the hearts of many people. He \_\_\_\_\_ the real spirit of sports.

- |            |          |           |         |          |
|------------|----------|-----------|---------|----------|
| encouraged | finished | give up   | laughed | overtook |
| ran        | showed   | took part | won     |          |

( 4 x 4 = 16 marks )

**05**

Look at the pictures and fill in the blanks with the correct verbs.

1.



Nisal is \_\_\_\_\_ the ball.

batting

2.



Tony is \_\_\_\_\_ the ball.

catching

hitting

kicking

shooting

3.



Meena is \_\_\_\_\_ the shuttle cock.

4.



Tharjini is \_\_\_\_\_ the ball.

5.



Navaz is \_\_\_\_\_ the ball.

( 2 x 5 = 10 marks )

Put the jumbled words in the correct order to make good sentences.

**06**

1. in the morning / early / wake up / \_\_\_\_\_

2. bed / your / make / \_\_\_\_\_

3. teeth / your / brush / \_\_\_\_\_

4. your / wash / face / \_\_\_\_\_

5. a healthy / have / breakfast \_\_\_\_\_

( 2 x 5 = 10 marks )



**07**

Choose the first part and complete these warnings for your safety.

1. \_\_\_\_\_ on furniture.

Don't play

2. \_\_\_\_\_ your pets.

Don't leave

3. \_\_\_\_\_ on the stairs.

Don't tease

4. \_\_\_\_\_ with sharp tools.

Don't run

5. \_\_\_\_\_ leave small objects on the floor.

Don't climb

( 2 x 5 = 10 marks )

Put the following in the correct order to tell Dasun's story. No.1 and No. 8 are done for you.

**08**

A. - Dasun was reading a book on mount Everest.

1

B - He went to the door to go out to the Everest.

C - He taken same clothes out of his cupboard.

D - He wants to climb mount Everest.

E - Next morning he wakes up early and packs a bag.

F - Nextly takes some sweets and a bottle of water milk kitchen.

G - His brother and sister laughed at him.

H - " You are brave boy " my dear " Mother says, "but you're only seven".

8






( 2 x 7 = 14 marks )







# K.V. PRINTERS PUBLICATIONS



Rs. 800/-

ISE PBD




201014893  
ENGLISH G-5  
150823

Rs. 800.00

9 10000 3

**K.V.Printers Books Distributing Centre**

58, Green Lane, Colombo - 13

T: 011 2330723 /011 4330451 /011 4330452 F: 011 2434723  KV Printers