




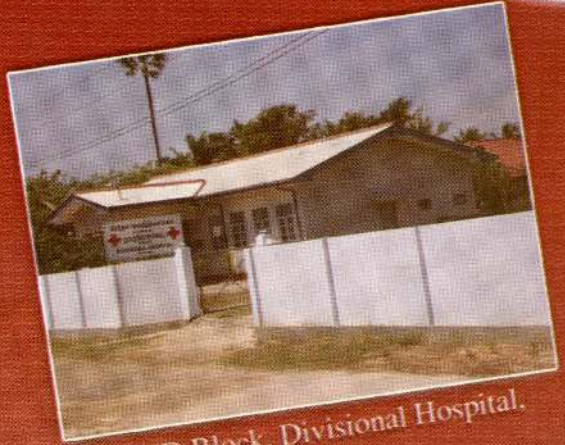
STATISTICAL HAND BOOK-2008

RDHS. DIVISION JAFFNA

0 4.5 9 18 Kilometers



OPD Block, Divisional Hospital,
Atchvely




OPD Block, Divisional Hospital,
Manipay.




Emergency Ambulance Services "110"



Handing over the Mopeds to
Public Health Midwives (Unicef assistance)



Primary Medical Care Unit,
Vaddukodai.



Primary Medical Care Unit,
Point Pedro

Library

Value
07/09/09





7.
P. 02

Preface

Office of the RDHS,
Jaffna.
05.03.2009.

It is a great pleasure for me and my staff to share with you this document "**Statistical hand book – 2008**" This hand book will provide you a clear picture of the health services in Jaffna District. It will help you to understand the constrains faced in the health service delivery in Jaffna District.

This handbook will provide necessary information to plan the re-construction, rehabilitation and developmental activities in the health sector for governmental, non-governmental organizations and UN agencies. We hope that this document will serve as a tool for health sector development in Jaffna District.

We expect the support from various agencies to improve the Health Services in Jaffna District. We hope that this document will help these agencies as a useful guide.

I would like to express my sincere gratitude to the statistical and planning units of RDHS office, Jaffna, who worked hard to publish this document.

We expect constructive suggestions from the users for improvement of this handbook.

Thanking you,



Dr.A. Ketheeswaran
Regional Director of Health services,
Jaffna.

List of Contents

		Pages
1	Introduction	1 - 3
2	Population Divisional Secretary / MOH Division	4
3	Population Change by DS /AGA Divisions 1981 & 2000 - 2008	5 - 6
4	Demographic & Health Indicators - 2004 - 2008	7 - 10
5	Reorganization of PHII & PHMM Ranges by DS & GS Divisions	11 - 26
6	Distribution of health institutions	
7	Map of MOH Area, PHII Ranges & PHMM Ranges	
8	Organizational chart of Regional Directorate of health services	27
9	Health Care Services - Distribution of Health Institutions	28 - 29
10	Ambulatory patient care - 2008	30 - 33
11	Availability of Clinic Facilities - 2008	34 - 35
12	Indoor Patients Care - 2008	36 - 38
13	Total Deliveries in Jaffna District - 2008	39 - 44
14	Maternal Deaths - 2008	45
15	Surgery Particulars - 2008	46
16	Road Traffic Accident - 2008	47
17	Performance of Dental Surgeons by Hospitals in Jaffna District - 2008	48
18	Incidence of Notifiable Diseases - (2006 - 2008)	49
19	Leading Causes of Hospitalization in Jaffna District - 2008	50 - 51
20	Leading Causes of Hospital Deaths in Jaffna District - 2008	52 - 53
21	Trends in Hospital morbidity and Mortality by Board Disease Groups - 2008	54
22	Indoor Cancer Patients (2006 - 2008)	55 - 56
23	Performance of Indoor Facilities - 2008	57 - 58
24	Availability of Ambulances as on (31.12.2008)	59

25	Transfer of Patients to other Hospitals - 2008	60
26	Immunization	61 - 63
27	Particulars of Maternal & Child Clinic Locations	64 - 66
28	New Acceptors of Family Planning (2006 - 2008)	67
29	Family Planning Particulars - 2008	68
30	Antenatal Care - 2008	68
31	Thriposha Supply - 2008	69
32	Corn Soya Supply - 2008	70
33	Building Application Inspections - 2008	71
34	Jaffna District Particulars Regarding the IDP's in Welfare Centres - 31.12.2008	72
35	School Sanitation Survey - 2008	73
36	Particulars of Notifications - 2008	74
37	Availability of Vehicles for Preventive Sector Staff - 2008	75
38	Latrine constructions - 2008	76
39	Accessibility to Safe Latrines in Jaffna District - 2008	77 - 81
40	Rabies control - 2008	82
41	Incidence of Malaria in Jaffna District - (1987 - 2008)	83 - 85
42	Health status & health services provision indicators - (2006 - 2008)	86 - 89
43	Private Hospitals in Jaffna District - 2008	90
44	Registered Pharmacies in Jaffna District - 2008	91
45	Psychiatric and Mental Health Care under the RDHS Division, Jaffna - 2008	92 - 103
46	Recurrent Expenditure - 2008	104
47	Summary of recurrent expenditure - 2008	105 - 108
48	Achievements in the Year - 2008	109 - 116
49	Telephone Directory	117 - 119
50	Clinic held in Teaching Hospital, Jaffna - 2008	120

Introduction

Jaffna District is situated in the Northern most part of Sri Lanka and is 410 Km away from Colombo. The extent of the district is 1,025.6 sq.km (including inland water sources). It comprises the major part of the peninsula together with small Islands on the Western side. It is surrounded by the Indian Ocean on the Northern and Western side. On the east it is bounded by Bay of Bengal and on the south by Jaffna lagoon and Kilinochchi District.

Jaffna District fall under dry zone and high rainfall is experienced from October to December by North East monsoon, with a mean annual rainfall of 13.29 cm. The average temperature ranges from 22° C to 33.8° C. The main source of water is the natural underground spring tapped by drilling wells.

The transport system that existed in the past is almost completely disrupted with the closure of A9 road, which connects the peninsula and the mainland since 11th August 2006 and the transport is now depend on sea and air, hence there are restrictions on all sort of supplies and the prices are fluctuating frequently.

The last census was done in 1981 and the population was enumerated as 738,788. No. census has been carried out since then. The actual population as at 2007 as reported by the G.A. is 559,619 (spe.enu.2007). The population has been displaced within the district and also to the other neighboring districts. There are 66 welfare centres in the district caring for the people displaced from man made and natural (tsunami) disasters. Most of the professionals especially Consultants have migrated to south or abroad due to the prevailing situation.

Administrative Divisions

For purpose of administration Jaffna District is divided into 15 Divisional Secretary areas. Due to resources and other constraints, Jaffna District is divided into 11 MOH Divisions for health administration. But out of 11 only 7 MOH divisions (including MOH Municipal Council, Jaffna) are functioning due to the prevailing situation.

Health Facilities

When considering health facilities in Jaffna District, Teaching Hospital, Jaffna is the only tertiary care institution which comes under the administration of Central Ministry of Health. All other curative institutions come under the administration of Regional Director of Health Services, Jaffna. These institutions are forming a network in three levels, such as:

S/N	Category of Institutions	Nos.
01	Base Hospital (Type A & B)	04
02	Divisional Hospital	22
03	Primary Medical Care Unit	16

In addition to the above hospitals, Cancer Unit, Tellippalai and Chest Clinic, Jaffna are functioning under the administration of Regional Director of Health Services.

In the preventive sector under each MOH there are clinic centres which provide mainly Maternal and Child Health care services.

In addition to the Western system of medicine, Ayurvedic systems also functioning in Jaffna District under supervision of Regional Director of Health Services.

Under Ayurvedic system there are 02 Rural Ayurvedic Hospitals and 08 Ayurvedic Central Dispensaries. In addition, there are 30 Free Ayurvedic Dispensaries under Local Governments.

Regional Director of Health Services is in charge for all Promotive, Preventive, Curative & Rehabilitative health activities in the district. Under him Heads of Institutions namely Medical Superintendent, District Medical Officers, Medical Officers in charge and Medical Officer of Health are functioning

Regional Medical Officer, Anti Malaria Campaign, Regional Epidemiologist and Medical Officer/ Maternal & Child Health, Medical Officer / Planning are also functioning under RDHS to assist him in respective fields.

- Preventive Health Care Programmes implemented by RDHS, Jaffna

1. Expanded Programme for Immunization (EPI)
2. Maternal & Child Health Services (MCH)
3. Environmental health
4. Food & water sanitation
5. Control of communicable diseases
6. School health programme
7. Rabies control programme
8. Anti malaria programme
9. STD/HIV/AIDS/Control
10. Mental health programme
11. Health education programme.

TABLE : 1 Population by Div. Secretary / MOOH Divisions

S/N	MOH. Division	Div. Secretary's Area	Land area (sq.km.)	Population 1981 Census	Special enumeration 2007	No. of G.S. areas	No. of PHM. areas.	No. of PHI. areas.
1	Point pedro	Vada.North	50.2	45,256	43,525	35	23	06
		Vada.South West	63.7	62,484	46,328	35	14	05
		Vada. East	114.9	13,673	16,326	18	06	03
2	Chavakachcheri	Thenmaradchchi	217.1	71,543	55,478	60	36	11
3	Tellippallai	Vali. North	58.5	72,448	24,010	45	23	10
		Vali. South	31.2	54,762	51,009	30	15	06
4	Manipay	Vali West	47.3	47,620	47,011	25	18	06
		Vali South West	48.0	56,657	56,911	28	18	07
5	Jaffna	Jaffna	20.8	78,128	48,889	28	23	04
		Part of Nallur } Part of Nallur }	26.0	81,472	60,066	19	19	03
6	Kopay	Vali. East	101.1	73,143	71,095	31	24	08
		Island North	41.4	37,583	13,740	15	10	04
7	Kayts	Karainagar	21.3		8,860	09	06	03
		Delft	47.5	5,608	4,124	06	06	02
		Island South	94.6	38,411	12,247	30	16	07
Total			983.6	738,788	559,619	435	269	89

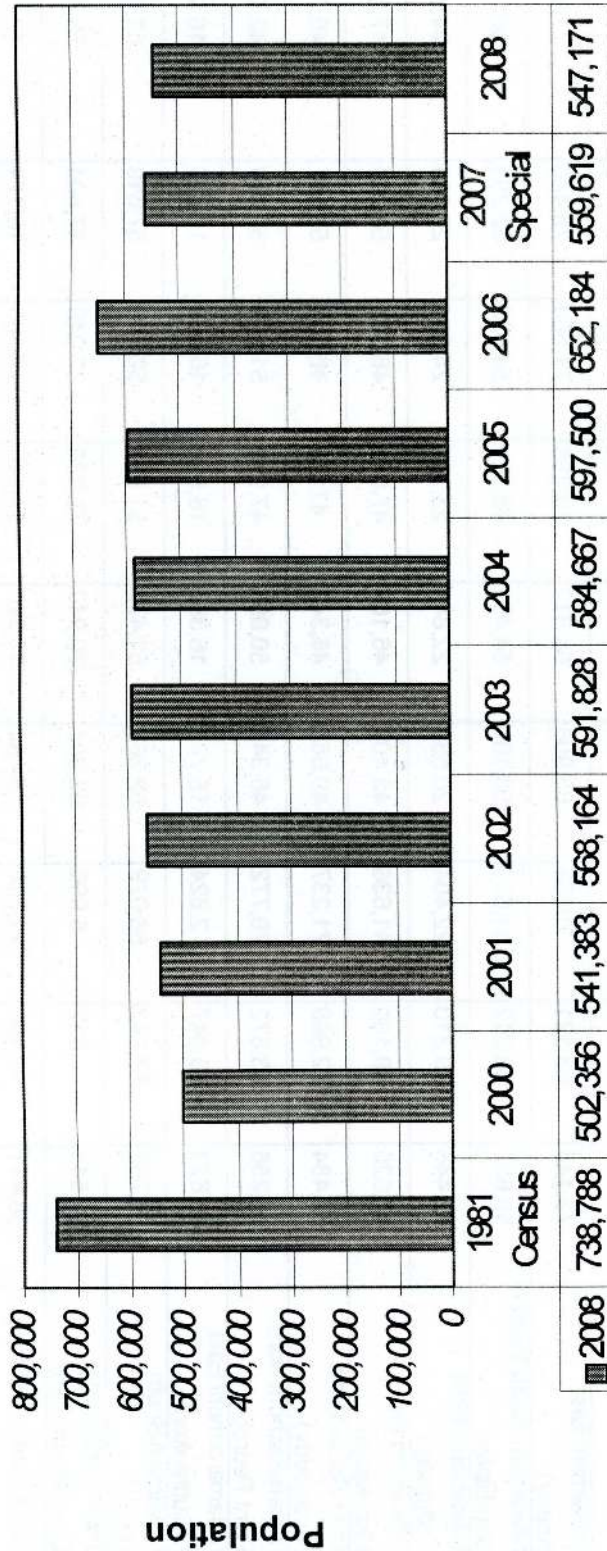
Source: District Secretariat, Jaffna & RDHS office, Jaffna.

Table No : 2 Population Change by DS/AGA Division (1981 & 2000 - 2008)

S/N	DS/AGA Division	1981 Census	2000	2001	2002	2003	2004	2005	2006	2007 Special Enumeration	2008
1	Jaffna	78,128	22,958	42,516	48,067	53,090	51,737	51,539	64,270	48,889	49,702
2	Nallur	81,472	58,529	72,965	62,661	63,345	58,852	61,845	72,236	60,066	61,471
3	Vaikkamam East (Kopay)	73,143	63,121	70386	65,906	68,812	70,386	71,508	78,440	71,095	70,605
4	Vaikkamam South West (Sandilipay)	56,657	69,212	51,650	58,102	54,481	48,321	54,092	62,201	56,911	56,528
5	Vaikkamam North (Tellippalaj)	72,448	19,310	22,404	20,559	22,849	23,381	24,061	27,808	24,010	24,010
6	Vaikkamam West (Chankanai)	47,620	49,100	41,636	43,408	46,169	47,041	46,687	50,207	47,011	46,474
7	Vada South West (Karaveddy)	62,484	72,990	71,237	49,687	46,342	47,129	46,106	53,541	46,328	45,335
8	Vadamarachchi North (Point Pedro)	45,256	53,872	70,772	46,345	50,098	47,919	51,289	54,954	43,525	43,490
9	Vadamarachchi East (Maruthankerny)	13,673	3,047	2,824	15,773	16,363	16,594	16,469	16,395	16,326	3,637
10	Vaikkamam South (Uduvil)	54,762	57,142	56,079	52,362	51,436	51,884	52,349	57,619	51,009	50,220
11	Thenmaradchchi (Chavakachcheri)	71,543	692	5,996	63,001	70,940	72,325	73,049	67,804	55,478	56,551
12	Island South (Velanai)	38,411	11,408	11,768	15,164	17,020	17,546	17,588	16,174	12,247	12,687
13	Island North (Kayts)	37,583	15,632	15,798	20,807	14,695	15,162	14,638	13,975	13,740	13,740
14	Karainagar					10,449	10,661	10,622	10,873	8,860	8,592
15	Deift	5,608	5,343	5,352	6,322	5,739	5,729	5,658	5,687	4,124	4,129
	Total	738,788	502,356	541,383	568,164	591,828	584,667	597,500	652,184	559,619	547,171

Source: District Secretariat, Jaffna.

Population in Jaffna District 1981 & 2000 - 2008



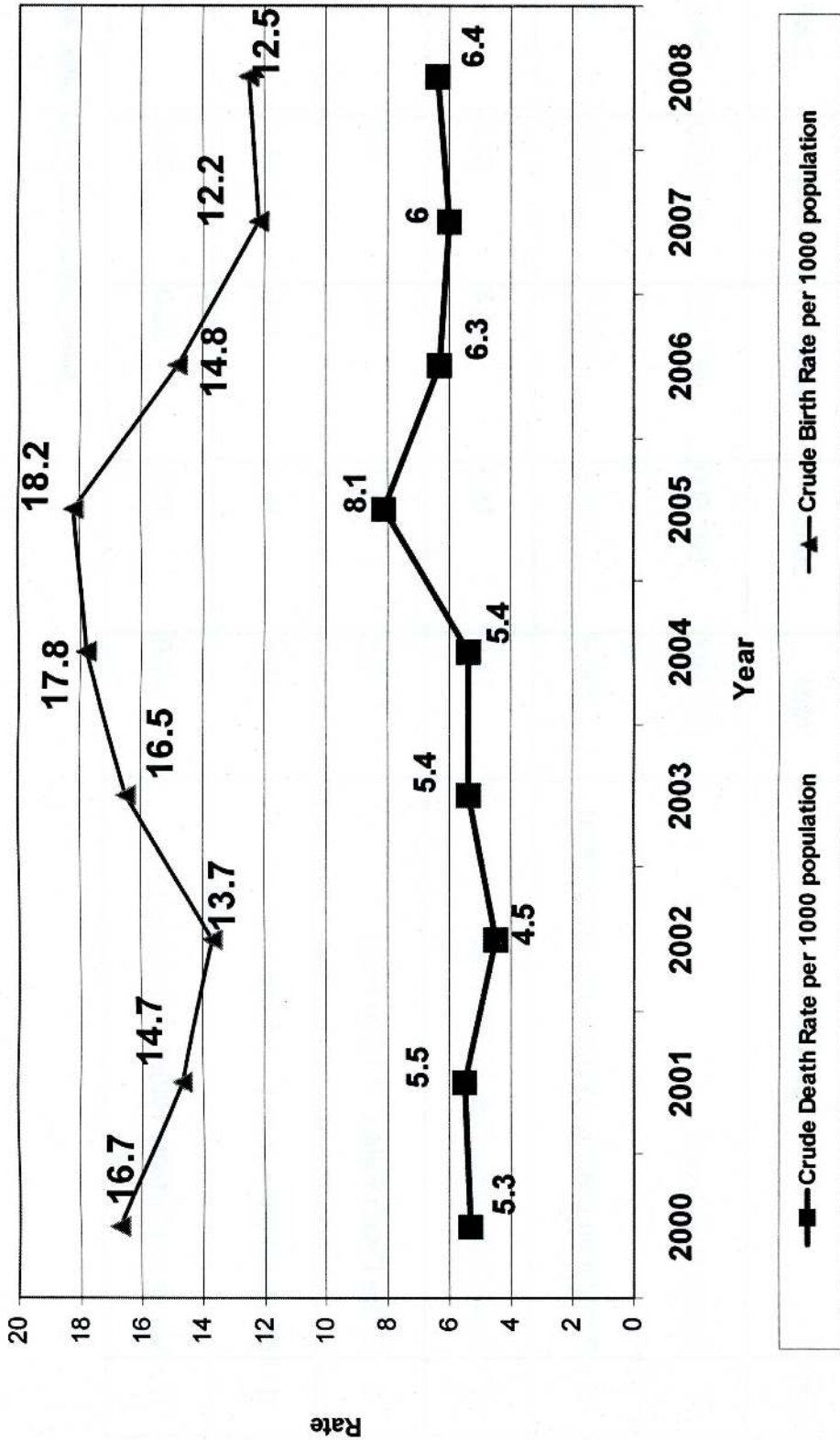
Year

Table No: 3 Demographic & Health Indicators (2004- 2008)

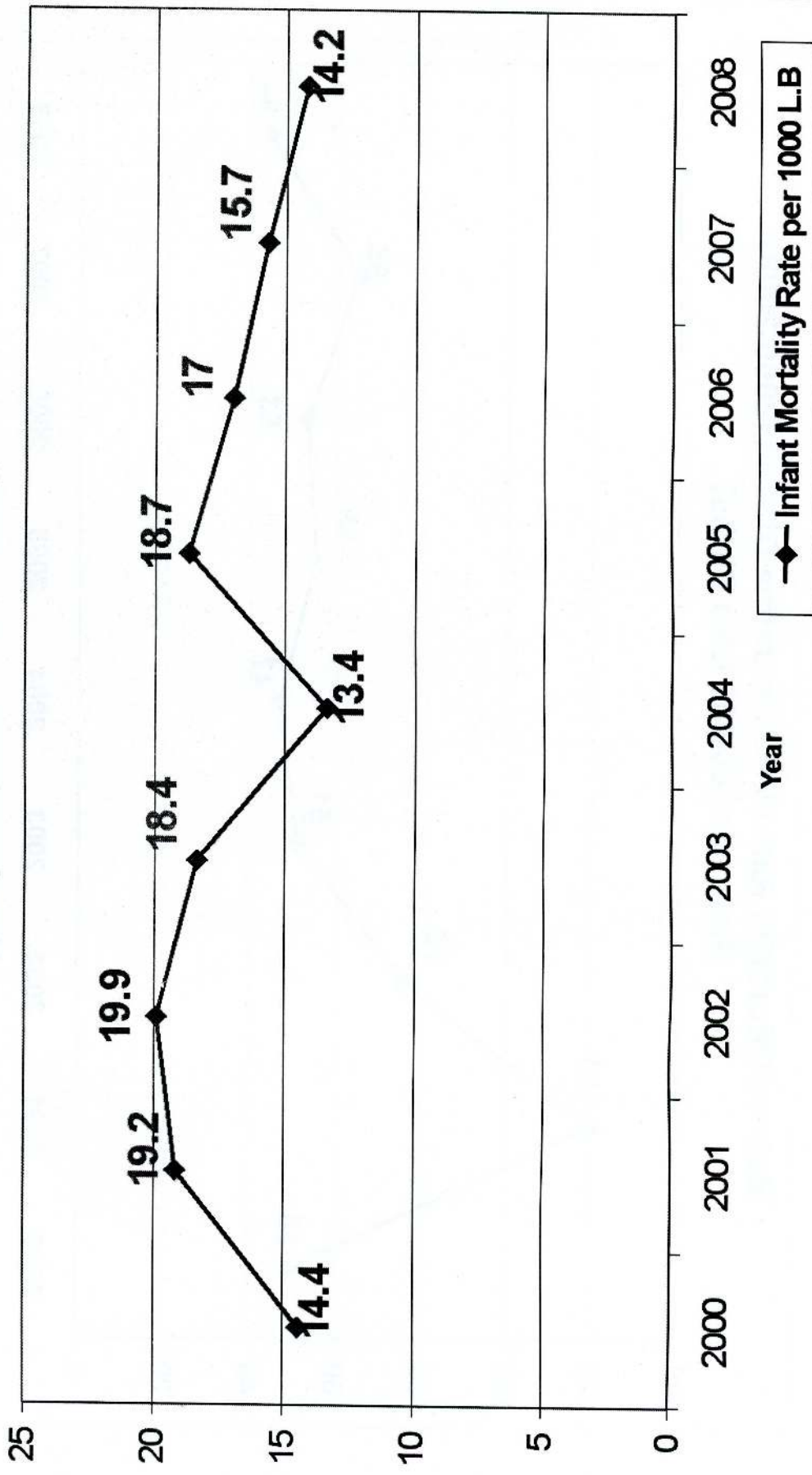
S/N	Details	2004	2005	2006	2007	2008
1	Actual Population	584,667	597,500	652,184	559,619	547,171
2	Population Density (Actual pop. per sq. km)	594.4	607.4	663.0	568.9	556.2
3	Crude Birth Rate (LB / 1,000 Pop)	17.8	18.2	14.8	12.2	12.5
4	Crude Death Rate (/ 1,000 Pop)	5.4	8.1	6.3	6.0	6.4
5	Infant mortality Rate (/ 1,000 LB)	13.4	18.7	17.0	15.7	14.2
6	Maternal Mortality Rate (/100,000 LB)	47.0	55.0	53.0	65.0	44.0

Source :Statistics unit, RDHS. Office, Jaffna.

Crude Birth Rate & Crude Death Rate in Jaffna District - (2000 - 2008)



Infant Mortality Rate (IMR) in Jaffna District (2000 - 2008) [Rate per 1,000 Live Births]



Maternal Mortality Rate (MMR) in Jaffna District (2000-2008)
 [Rate per 100,000 Live Births]

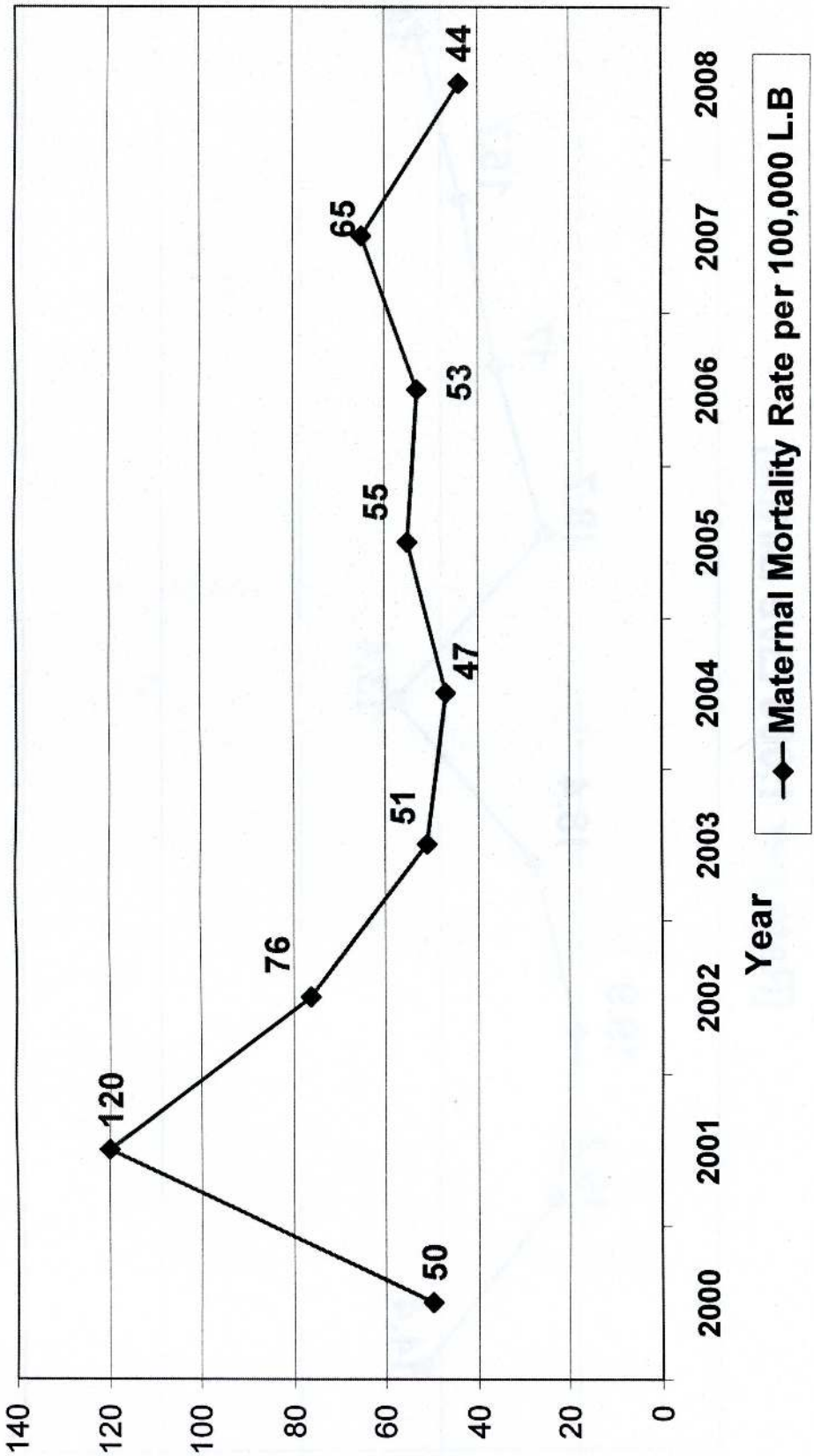


Table No: 4 MOH - Chavakachcheri Area PHII & PHMM Ranges by D.S & G.S DIVISIONS

MOH Division	D.S Division	PHII Range	PHMM Range	G.S Div.	G.S No.		
MOH Chava.	Thenmaradchchi (CHAVA.)	1	Kaithaddy	1	Kaithaddy North	J/288	
				2	Kaithaddy East	J/289	
				3	Kaithaddy Centre	J/290	
				4	Kaithaddy South	J/291	
		2	Navatkuli	Navatkuly	5	Kaithaddy South East	J/292
					6	Kaithaddy west	J/293
					7	Navatkuly West	J/294
					8	Navakuly East	J/295
					9	Kovillakany	J/296
					10	Kaithaddy Navatkuly	J/297
		3	UC I	Maravanpullo	11	Maravanpullo	J/298
					12	Thankkilla	J/299
					13	Chavakachcheri Town	J/300
					14	Kovilkudigirru	J/301
		4	UC II	Kerudavil	15	Changaththanai	J/302
					16	Chvakachchri North	J/303
					17	Manthuvi	J/304
					18	Kalvayal	J/305
					19	Nunavi East	J/306
					20	Nunavi Centre	J/307
		5	Madduvil	Madduvil West	21	Nunavi West	J/308
					22	Kaithaddy Nunavi	J/309
					23	Madduvil South	J/310
					24	Madduvil Nunavi	J/311
					25	Madduvil Centre	J/312
		6	Sarasalai	Madduvil North	26	Chandrapuram	J/315
					27	Madduvil North	J/313
					28	Madduvil East	J/314
					29	Sarasalai South	J/316
						30	Sarasalai North

MOH - Chavakachcheri Area PHII & PHMM Ranges by D.S & G.S Divisions

MOH Division	D.S Division	PHII Range	PHMM Range	G.S Div.	G.S No.	
MOH CHAVA	Thenmaradchchi	7	Meesalai	20 Meesalai East	31 Meesalai East	J/318
				21 Meesalai West	32 Meesalai West	J/319
		8	Kodikamam	22 Allarai	33 Allarai	J/322
				23 Kachchai	34 Vellampokkadi	J/323
				24 Kodikamam North	35 Kachchai	J/324
				25 Kodikamam Centre	36 Palavi	J/325
		9	Eluthumaddwal	26 Usan	37 Kodikamam North	J/326
				27 Vdaththarpallai	38 Kodikamam Centre	J/327
				28 Eluthumaddwal	39 Kodikamam South	J/328
				29 Mirusuvi	40 Usan	J/329
				30 Kudamiyan	41 Karampakam	J/330
				31 Varany North	42 Vdaththarpallai	J/331
		10	Varany	32 Eluthumaddwal	43 Kelpali	J/332
				33 Varany Centre	44 Eluthumaddwal South	J/333
				34 Manthuvil	45 Eluthumaddwal North	J/334
				35 Manthuvil North	46 Mirusuvi North	J/335
				36 Meesalai North	47 Mirusuvi South	J/336
				37 Kudamiyan	48 Kudamiyan	J/337
		11	Manthuvil	38 Kudamiyan	49 Navatkadu	J/338
				39 Varany North	50 Varany North	J/339
				40 Varany North	51 Maseri	J/340
				41 Varany Centre	52 Iddaikurichchi	J/341
				42 Manthuvil	53 Karampaikurichchri	J/342
				43 Manthuvil North	54 Varany/yalatalai	J/343
		12	Meesalai North	44 Manthuvil	55 Thavalai/yalatalai	J/344
				45 Manthuvil North	56 Manthuvil East	J/345
				46 Meesalai North	57 Manthuvil west	J/346
				47 Meesalai North	58 Manthuvil North	J/347
				48 Meesalai North	59 Ramavil	J/320
				49 Meesalai North	60 Meesalai North	J/321

MOH - Kopay Area PHII & PHMM Ranges by D.S & G.S Divisions

MOH Division	D.S Division	PHII Range		PHMM Range		G.S Div.		G.S No.
Kopay	Kopay	1	Irupalai	1	Kalviyankadu	1	Kalviyankadu	J/259
				2	Kaddaipirai	2	Irupalai South	J/257
				3	Irupalai	3	Irupalai East	J/258
		2	Kopay	4	Kopay South	4	Kopay South	J/260
				5	Kopay Centre	5	Kopay Centre	J/261
				6	Kopay North	6	Kopay North	J/262
		3	Puttur	7	Puttur North	7	Puttur North	J/274
				8	Puttur East	8	Navatkiri	J/275
				9	Vatharawattai	9	Puttur East	J/278
		4	Siruppity	10		10	Vatharawattai	J/280
				11		11	Avarangal East	J/276
				12		12	Siruppity East	J/271
		5	Neervely	13		13	Siruppity West	J/272
				14		14	Atchelu	J/279
				15		15	Puttur West	J/273
		6	Urumpirai	16		16	Neervely South	J/268
				17		17	Neervely west	J/270
				18		18	Neervely North	J/269
		7	Atchuvely 1	19		19	Urelu	J/267
				20		20	Urumpirai East	J/266
				21		21	Urumpirai North	J/264
		8	Atchuvely 2	22		22	Urumpirai West	J/263
				23		23	Urumpirai South	J/265
				24		24	Thambalai- Kathiripai	J/282
						25	Thambalai	J/283
						26	Valalai	J/284
						27	Pathaimaney	J/281
						28	Atchuvely North	J/285
						29	Atchuvely South	J/286
						30	Atchuvely West	J/287
						31	Avarangal West	J/277

MOH - Kopya Area PHII & PHMM Ranges by D.S & G.S Divisions

MOH Division	D.S Division	PHI Range		PHMM Range		G.S Div.		G.S No.
Kopya	Part of Nallur	9	Kondavil	25	Kondavil North	1	Kondavil North -West	J/115
				26	Kondavil South	2	Kondavil Center West	J/117
				27	Kondavil Centre	3	Kondavil South-West	J/120
				28	Kondavil East	4	Kondavil South-East	J/116
				29	Kullapiddi	5	Kondavil Centre East	J/118
				30	Konavallai	6	Kokuvil North East	J/119
				31	Pirampadi	7	Kokuvil North East	J/121
				32	Arukalmadam	8	Kokuvil Noth west	J/124
				33	Manchavanapathi	9	Kokuvil Cen. East	J/126
		10	Kokuvil 1	34	Thirunelvely East	10	Kokuvil East	J/122
				35	Thirunelvely South	11	Kokuvil South East	J/123
				36	Thirunelvely North	12	Vannarpannai	J/99
		11	Kokuvil 2	37	Thirunelvely East	13	Kokuvil West	J/125
				38	Thirunelvely East	14	Kokuvil South West	J/127
		12	Nallur	39	Thirunelvely East	15	Kokuvil Cen. West	J/128
				40	Thirunelvely East	16	Ariyalai Centre North	J/94
				41	Thirunelvely East	17	Ariyalai Centre South	J/96
				42	Thirunelvely East	18	Thirunelvely South Cen.	J/112
		12	Nallur	43	Thirunelvely East	19	Thirunelvely North East	J/113
				44	Thirunelvely East	20	Thirunelvely West	J/110
		12	Nallur	45	Thirunelvely East	21	Thirunelvely Cen. South	J/111
				46	Thirunelvely East	22	Thirunelvely Cen. North	J/114

MOH - Kayts Area PHII & PHMM Ranges by D.S & G.S Divisions

MOH Division	D.S Division	PHII Range		PHMM Range		G.S Div.		G.S No.				
Kayts	Kayts	1	Kayts 1 (Town)	1	Kayts	1	Kayts	J/49				
				2	Kayts 2 (Karampon)	2	Karampon East	2	Paruthiyadaippu	J/50		
				3		3	Karampon West	3	Karampon	3	Karampon	J/51
						4	Narantanai North	4	Karampon East	4	Karampon East	J/52
						5	Narantanai Nor. West	5	Karampon West	5	Karampon Sou. East	J/53
				4		6	Narantanai	6	Karampon West	6	Karampon West	J/54
						7	Narantanai South	7	Narantanai North	7	Narantanai North	J/55
						8	Pulliyankoodal	8	Narantanai Nor. West	8	Narantanai Nor. West	J/56
				5		9	Analaitivu	9	Narantanai	9	Narantanai	J/57
						10	Eluwaitivu	10	Narantanai South	10	Narantanai South	J/58
						11	Karainagar West	11	Pulliyankoodal	11	Pulliyankoodal	J/60
				6		12	Karainagar 1	12	Suruvi	12	Suruvi	J/59
						13	Karainagar 2	13	Analaitivu	13	Analaitivu North	J/37
						14	Karainagar 3	14	Analaitivu	14	Analaitivu South	J/38
				Karainagar		1	Karainagar 1	15	Eluwaitivu	15	Eluwaitivu	J/39
1	Karainagar West	1	Karainagar West					J/40				
2	Karainagar South West	2	Karainagar North West					J/41				
2	Karainagar 2	3	Karainagar East			3	Karainagar South West	J/45				
		4	Karainagar South			4	Karainagar East	J/42				
		5	Karainagar North			5	Karainagar	J/43				
3	Karainagar 3	6	Karainagar South			6	Karainagar South	J/44				
		7	Karainagar North			7	Karainagar North	J/46				
		8	Karainagar Centre			8	Karainagar North East	J/47				
9	Karainagar Centre	9	Karainagar Centre	9	Karainagar Centre	J/48						

MOH - Kayts Area PHII & PHMM Ranges by D.S & G.S Divisions

MOH Division	D.S Division	PHII Range	PHMM Range	G.S Div.	G.S No.		
Velanai	Velanai	1	Nainativu	1	Nainativu North	J/34	
				2	Nainativu Centre	J/35	
		2	Pungudutivu 1		3	Nainativu South	J/36
					4	Pungudutivu Nor.East	J/22
		3	Pungudutivu 2		5	Pungudutivu East	J/23
					6	Pungudutivu Sou.East	J/24
		4	Pungudutivu 3		7	Pungudutivu East Sou.	J/25
					8	Pungudutivu South	J/26
		5	Allaipiddy		9	Pungudutivu North	J/27
					10	Pungudutivu Cen. North	J/28
		6	Mandaitivu		11	Pungudutivu Sou. West	J/29
					7	Pungudutivu Cen. West	J/30
		7	Velanai		12	Pungudutivu Cen. West	J/31
					8	Pungudutivu West	J/32
		8			9	Pungudutivu Nor.East	J/32
					10	Pungudutivu West	J/33
9			16	Allaipiddy	J/10		
			17	Mankumban	J/11		
10			18	Mandaitivu East	J/07		
			19	Mandaitivu West	J/08		
11			20	Mandaitivu South	J/09		
			21	Velanai North	J/12		
12			22	Velanai North East	J/13		
			23	Velanai East	J/14		
13			24	Velanai Sou. East	J/15		
			25	Velanai Cen. East	J/16		
14			26	Velanai South	J/17		
			27	Velanai Cen. West	J/18		
15			28	Velanai West	J/19		
			29	Saravanai East	J/20		
16			30	Saravanai West	J/21		
			1	Delft East	J/06		
1	Delft	Delft 1	2	Delft North Cen.	J/05		
			3	Delft Centre	J/04		
2		Delft 2	4	Delft South	J/02		
			5	Delft West	J/01		
			6	Delft Cen. West	J/03		

MOH - Jaffna Area PHII & PHMM Ranges by D.S & G.S Divisions

MOH Div.	D.S Div.	PHI Range	PHMM Range	G.S Div.	G.S No.			
Jaffna	Jaffna	1	1	Jaffna Town West	1	Jaffna Town West	J/73	
			2	Jaffna Town East	2	Jaffna Town East	J/74	
			3	Bazar Athiady	3	Athiady	J/78	
			4	Serampiyady	4	Serampiyady	J/79	
			5	Bazar	5	Grand Bazaar	J/80	
			6	Koddai	6	Fort	J/81	
		2	Gurunagar	7	Thirunagar	7	Thirunagar	J/67
				8	Reclamation East I & II	8	Reclamation East	J/68
				9	Reclamation West I	9	Reclamation West	J/69
				10	Reclamation West II	10	Gurunagar East	J/70
				11	Gurunagar East	11	Gurunagar West	J/71
				12	Gurunagar West	12	Small Bazaar	J/72
		3	Colombothurai	13	Chundikul North	13	Chundikul North	J/76
				14	Chundikul South	14	Chundikul South	J/75
				15	Colombothurai East	15	Nedunkulam	J/61
				16	Passaiyoor East	16	Colombothurai East	J/62
				17	Passaiyoor West &	17	Colombothurai West	J/63
				18	Echaimoddai	18	Passaiyoor East	J/64
		4	Navanthurai	19	Koddadi	19	Passaiyoor West	J/65
				20	Navanthurai South	20	Echaimoddai	J/66
				21	Navanthurai North	21	Koddadi	J/83
				22	Moor Street	22	Navanthurai South	J/84
				23	New Moor Street	23	Navanthurai North	J/85
				24	Moor Street	24	Moor Street South	J/86
		25	Moor Street	25	Moor Street North	J/87		
		26	New Moor Street	26	New Moor Street	J/88		

MOH - Jaffna Area PHII & PHMM Ranges by D.S & G.S Divisions

MOH Div.	D.S Div.	PHII Range		PHMM Range		G.S Div.		G.S No.
Jaffna	Part of Nallur			1	Kandarmadam Sou. Eas. & West	1	Kandarmadam Nor. East	J/103
				2	Kantharmadam North	2	West.	J/102
				3	Kantharmadam South East	3	Kandarmadam South West	J/104
				4	East & West	4	Kandarmadam Sou. East	J/105
				5	Nallur North	5	Nallur North	J/106
				6	Nallur South	6	Nallur Rajathani	J/107
				7	Nallur South	7	Nallur South	J/108
		8	Sankiliyan Thoppu 1	8	Sankiliyan Thoppu	J/109		
		9	Sankiliyan Thoppu 2	9	Ariyalai North West	J/91		
		10	Ariyalai North West	10	Ariyalai Cen. West	J/92		
		11	Ariyalai Cen. South	11	Ariyalai South west	J/93		
		12	Ariyalai Cen. North	12	Ariyalai Cen. South	J/96		
		13	Ariyalai Centre	13	Ariyalai Cen. North	J/94		
		14	Maruthady	14	Ariyalai Centre	J/95		
		15	Vannarpannai North	15	Maruthady	J/77		
		16	Vannarpannai North West	16	Vannarpannai North	J/97		
		17	Vannarpannai North East	17	Vannarpannai North West	J/98		
		18	Niraviyaddy	18	Vannarpannai North West	J/99		
		19	Vannarpannai	19	Vannarpannai North East	J/100		
		20		20	Niraviyaddy	J/101		
		21		21	Vannarpannai	J/82		

MOH - Point Pedro Area PHII & PHMM Ranges by D.S & G.S Divisions

MOH Division	D.S Division	PHII Range		PHMM Range		G.S Div.		G.S No.		
Point Pedro	Vadamarachchi North	1	Point Pedro 1	1	Point Pedro1	1	Point Pedro	J/401		
				2	Point Pedro2	2	Point Pedro East	J/403		
				3	Point Pedro East	3	Point Pedro South	J/402		
				4	Point Pedro South	4	Puloly Centre	J/409		
		2	Point Pedro 2	5	Puloly Centre	5	Puloly South West	J/411		
				6	Thumpalai	6	Thumpalai East	J/405		
				7	Puloly North	7	Thumpalai	J/404		
		3	Puloly	8	Kaikovalam	8	Puloly North	J/407		
				9	Puloly East	9	Puloly North East	J/408		
				10	Puloly South	10	Kaikovalam	J/406		
		4	Alvai 2	11	Alvai North	11	Puloly North West	J/412		
				12	Viyaparimoolai	12	Puloly East	J/413		
				13	Alvai West	13	Manthikai	J/415		
		5	Valvettithurai	14	Polikandy	14	Puloly South	J/414		
				15	Valvettithurai	15	Vallipuram	J/416		
				16	Kerudavi	16	Thunnalai North	J/417		
		6	Thondaimanaru	17	Thondaimanaru	17	Alvai North	J/400		
				18	Thondaimanaru	18	Puloly West	J/410		
				19	Thondaimanaru	19	Alvai North Centre	J/398		
						20	Viyaparimoolai	20	Viyaparimoolai	J/399
						21	Alvai West	21	Alvai West	J/396
						22	Alvai West	22	Alvai North West	J/397
						23	Alvai West	23	Polikandy West	J/393
						24	Alvai West	24	Polikandy East	J/394
						25	Alvai West	25	Polikandy South	J/395
						26	Alvai West	26	V.V.T North Centre	J/389
						27	Alvai West	27	V.V.T North East	J/390
						28	Alvai West	28	V.V.T South East	J/392
						29	Alvai West	29	V.V.T North West	J/388
						30	Alvai West	30	V.V.T South West	J/391
						31	Alvai West	31	Kerudavi South	J/385
						32	Alvai West	32	Kerudavi North	J/386
						33	Alvai West	33	Kerudavi East	J/387
						34	Alvai West	34	Thondaimanaru South	J/383
						35	Alvai West	35	Thondaimanaru North	J/384

MOH - Point Pedro Area PHII & PHMM Ranges by D.S & G-S Divisions

MOH Division	D.S Division	PHII Range		PHMM Range		G.S Div.	G.S No.	
Karaveddy	Vadam aradchchi South West	1	Thunnalai	1	Thunnalai South	1 Thunnalai South	J/370	
				2	Thunnalai East	2 Thunnalai East	J/371	
				3	Thunnalai West	3 Thunnalai West	J/374	
		2	Alvai 1	4	Thunnalai Centre	4 Thunnalai	4 Thunnalai Centre	J/372
				5	Alvai East	5 Alvai East	5 Thunnalai Centre	J/373
				6	Alvai	6 Alvai	6 Athalai	J/381
				7	Karaveddy East	7 Karaveddy East	7 Karaveddy East	J/368
				8	Kaddaively	8 Kaddaively	8 Kaddaively	J/369
				9	Alvai East	9 Alvai East	9 Alvai East	J/380
		3	Nelliady	10	Alvai South	10 Alvai South	10 Alvai South	J/379
				11	Alvai	11 Alvai	11 Alvai	J/378
				12	Nelliady North	12 Nelliady North	12 Nelliady North	J/375
				13	Nelliady	13 Nelliady	13 Nelliady	J/376
				14	Nelliady East	14 Nelliady East	14 Nelliady East	J/377
				15	Karaveddy West	15 Karaveddy West	15 Karaveddy West	J/363
				16	Karaveddy Centre	16 Karaveddy Centre	16 Karaveddy Centre	J/367
		4	Karanavai	17	Karaveddy North	17 Karaveddy North	17 Karaveddy North	J/364
				18	Karaveddy South	18 Karaveddy South	18 Karaveddy South	J/365
				19	Mathony	19 Mathony	19 Mathony	J/366
				20	Karanavai East	20 Karanavai East	20 Karanavai East	J/351
				21	Karanavai	21 Karanavai	21 Karanavai	J/350
				22	Karanavai South	22 Karanavai South	22 Karanavai South	J/348
				23	Karanavai West	23 Karanavai West	23 Karanavai West	J/349
				24	Kapputhu	24 Kapputhu	24 Kapputhu	J/382
		5	Uduppidy	25	Karanavai Centre	25 Karanavai Centre	25 Karanavai Centre	J/362
				26	Karanavai North	26 Karanavai North	26 Karanavai North	J/360
				27	Karanavai North West	27 Karanavai North West	27 Karanavai North West	J/361
				28	Uduppidy	28 Uduppidy	28 Uduppidy	J/352
				29	Uduppidy North	29 Uduppidy North	29 Uduppidy North	J/353
				30	Uduppidy South	30 Uduppidy South	30 Uduppidy South	J/354
		14	Imaianan	31	Valvetty	31 Valvetty	31 Valvetty	J/355
				32	Valvetty Centre	32 Valvetty Centre	32 Valvetty Centre	J/356
				33	Samarapaku	33 Samarapaku	33 Samarapaku	J/357
				34	Imaianan	34 Imaianan	34 Imaianan	J/358
				35	Imaianan West	35 Imaianan West	35 Imaianan West	J/359

MOH - Point Pedro Area PHII & PHMM Ranges by D.S & G.S Divisions

MOH Division	D.S Division	PHII Range		PHMM Range		G.S Div.		G.S No.		
Ampan	Vadamradchchi East	1	Ampan	1	Kudaththanai	1	Manatkadu	J/418		
						2	Kudaththanai	J/419		
						3	Potpathy	J/421		
		1	Ampan	2	Ampan	2	Ampan	4	Kudaththanai North	J/420
								5	Ampan	J/422
								6	Nagarkovil East	J/423
		2	Chempianpattu	3	Chempianpattu	3	Chempianpattu	7	Nagarkovil West	J/424
								8	Nagarkovil South	J/425
								9	Chempianpattu North	J/426
		3	Uduthurai	4	Uduthurai	4	Uduthurai	10	Chempianpattu South	J/427
								11	Maruthankerney	J/428
								12	Vaththarayan	J/429
		3	Uduthurai	5	Uduthurai	5	Uduthurai	13	Uduthurai	J/430
								14	Ariyavelai	J/431
								15	Vettiaikerney	J/432
		3	Uduthurai	6	Uduthurai	6	Mulliyai	16	Mulliyai	J/433
								17	Pokkaruppu	J/434
								18	Chundikulam	J/435

MOH - Tellippalai Area PHII & PHMM Ranges by D.S & G.S Divisions

MOH Division	D.S Division	PHII Range	PHMM Range	G.S Div.	G.S No.				
Tellippalai	Valikamam North (Tellippalai)	1	Mallakam	1	Mallakam Centre	1	Mallakam Centre	J/213	
				2	Mallakam North	2	Mallakam North	J/214	
		2	Alaveddy		3	Alaveddy North	3	Mallakam South	J/212
					4	Alaveddy East	4	Alaveddy North	J/215
					5	Alaveddy South	5	Alaveddy Centre	J/216
					6	Alaveddy West	6	Ganeswaram	J/218
					7	Keerimalai	7	Alaveddy East	J/217
		3	Keerimalai		8	Alaveddy South	8	Alaveddy South	J/219
					9	Alaveddy West	9	Alaveddy West	J/220
					10	Keerimalai	10	Ilavalai North	J/221
		4	Tellippalai		11	Tellippalai South West	11	Ilavalai North West	J/222
					12	Tellippalai East 1	12	Vithakapuram	J/223
					13	Tellippalai East 2	13	Pannalai	J/224
					14	Tellippalai South West	14	Kollankaladdy	J/225
					15	Tellippalai East 1	15	Naguleswaram	J/226
		5	Maviddapuram		16	Tellippalai East 1	16	Tellippalai East	J/227
					17	Tellippalai East 2	17	Thurgapuram	J/229
					18	Tellippalai East 2	18	Tellippalai	J/228
					19	Tellippalai East 2	19	Thanthai Selvapuram	J/230
					20	Tellippalai East 2	20	Maviddapuram	J/231
					21	Tellippalai East 2	21	Maviddapuram South	J/232
					22	Tellippalai East 2	22	Palai Veemankamam North	J/236
		6	Kankesanthurai I		23	Palai Veemankamam	23	Palai Veemankamam South	J/237
					24	K.K.S 1	24	Kankesanthurai West	J/233
					25	K.K.S 2	25	Kankesanthurai Centre	J/234
					26	K.K.S 3	26	Kankesanthurai South	J/235
		7	Kankesanthurai II		27	K.K.S 4	27	Thyiddy South	J/250
					28	K.K.S 4	28	Thyiddy North	J/249
						29	Thyiddy East	29	Thyiddy East

MOH - Tellippalai Area PHII & PHMM Ranges by D.S & G.S Divisions

MOH Division	D.S Division	PHII Range		PHMM Range		G.S Div.		G.S No.	
Tellippalai	Vaiikamam North (Tellippalai)	8	Vasavian	18	Kadduvan	30	Kadduvan	J/238	
						31	Kadduvan West	J/239	
						32	Kurumpasiddy	J/242	
				19	Vasavian		33	Kurumpasiddy East	J/243
							34	Vasavian East	J/244
							35	Vasavian West	J/245
		9	Myiddy	20	Myiddy Town	36	Thenmulai	J/240	
						37	Varuthalaivilan	J/241	
						38	Myiddythurai South	J/248	
		10	Palaly	21	Myiddy coastal	39	Myiddy North	J/246	
						40	Myiddythurai North	J/251	
						41	Palaly South	J/252	
						42	Palaly East	J/253	
						43	Palaly North	J/254	
				22	Myiddy South	44	Palaly North West	J/255	
45	Palaly West					J/256			

MOH - Tellippalai Area PHII & PHMM Ranges by D.S & G.S Divisions

MOH Division	D.S Division	PHII Range		PHMM Range		G.S Div.		G.S No.
Tellippalai	Valikamam South (Uduvil)	1	Inuvil	1	Thavady	1	Thavady South	J/192
				2	Inuvil	2	Thavady East	J/193
				3	Inuvil	3	Thavady North	J/194
		2	Uduvil	4	Inuvil	4	Inuvil South West	J/188
				5	Inuvil	5	Inuvil East	J/189
				6	Inuvil	6	Inuvil North West	J/190
				7	Inuvil	7	Inuvil West	J/191
				8	Uduvil	8	Uduvil South West	J/182
				9	Uduvil	9	Uduvil Centre	J/184
				10	Uduvil	10	Uduvil South East	J/183
		3	Chunnakam 1	11	Sanguveli	11	Sanguveli	J/187
				12	Chunnakam South	12	Chunnakam South	J/196
				13	Chunnakam North	13	Chunnakam Centre	J/198
		4	Chunnakam 2	14	Chunnakam North	14	Chunnakam North	J/195
				15	Chunnakam North	15	Chunnakam East	J/197
				16	Uduvil	16	Uduvil Centre North	J/185
				17	Uduvil	17	Uduvil North	J/186
		5	Erlalai	18	Chunnakam West	18	Chunnakam West	J/199
				19	Kandarodai	19	Kandarodai	J/200
				20	Erlalai	20	Erlalai West	J/201
				21	Erlalai	21	Erlalai South West	J/202
				22	Erlalai	22	Erlalai South	J/203
				23	Erlalai	23	Erlalai East	J/204
				24	Erlalai	24	Erlalai North	J/205
				25	Erlalai	25	Erlalai Centre	J/206
				26	Kuppilan	26	Kuppilan South	J/210
				27	Kuppilan	27	Kuppilan North	J/211
				6	Punnalaikadduvan	28	Punnalaikadduvan	28
		29	Punnalaikadduvan			29	Punnalaikadduvan North	J/208
						30	Evenai	

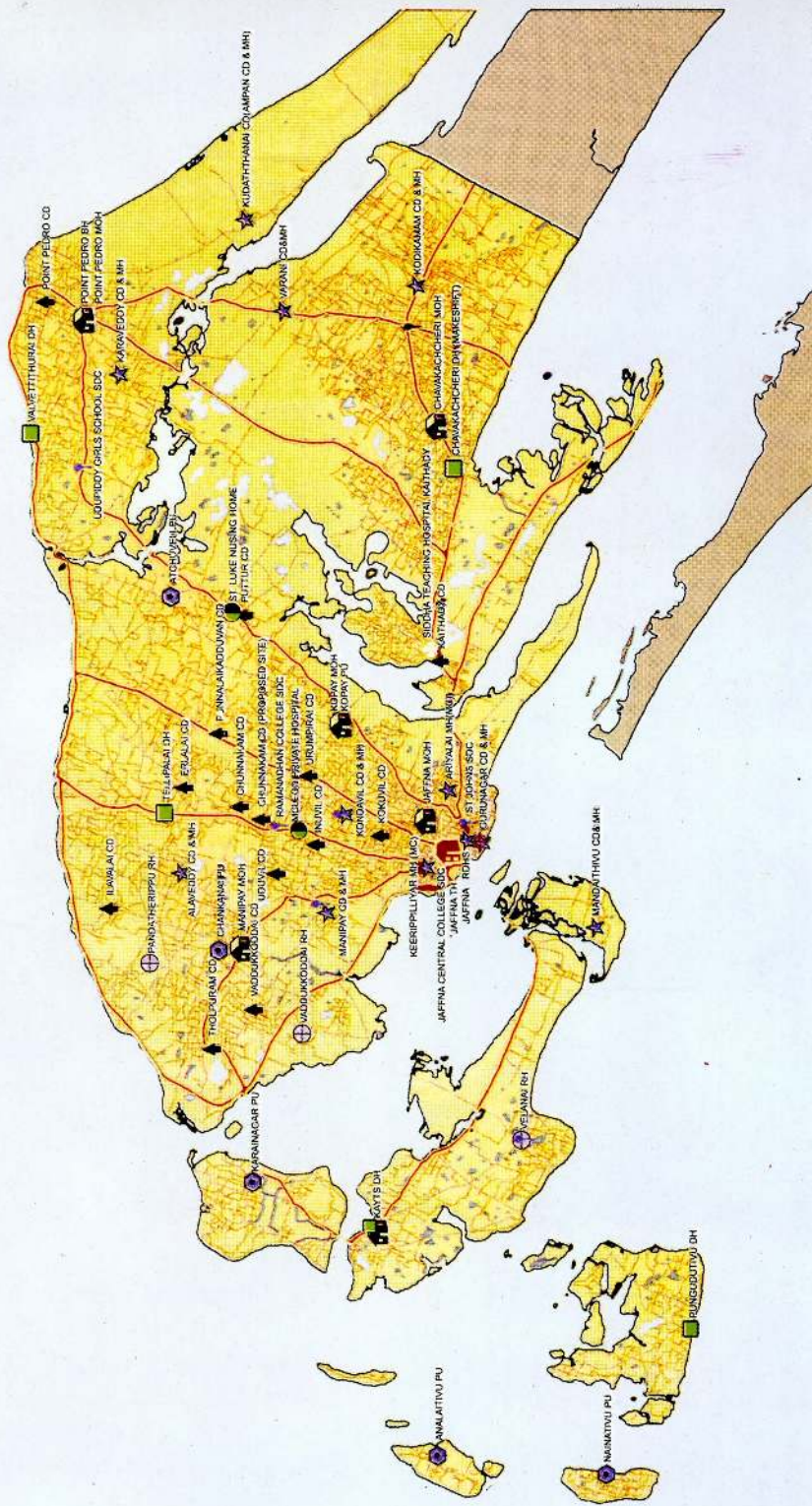
MOH - MANIPAY AREA PHII & PHMM RANGES BY D.S & G.S DIVISIONS

MOH Division	D.S Division	PHII Range	PHMM Range	G.S Div.	G.S No.			
Chankanai	Chankanai	1 Chankanai	1	Chankanai Centre	1	Chankanai Center	J/181	
			2	Chankanai South	2	Chankanai South	J/180	
			3	Chankanai East	3	Chankanai East	J/178	
		2	Sithankerney	4	Pannagam	4	Pannagam	J/175
				5	Sithankerney	5	Panipulam	J/176
		3	Araly	6	Araly East	6	Chankanai West	J/179
				7	Araly West	7	Sithankerney	J/177
				8	Araly North	8	Araly East	J/163
		4	Vaddukoddai	9	Araly South	9	Araly West	J/160
				10	Vaddu East	10	Araly Centre	J/161
				11	Vaddu West	11	Araly North	J/164
				12	Vaddu South	12	Araly Soyth	J/162
		5	Chulipuram	13	Vaddu East	13	Vaddu East	J/157
				14	Vaddu West	14	Sankarathai	J/159
				15	Vaddu South	15	Vaddu West	J/167
				16	Vaddu East	16	Vaddu North	J/158
				17	Vaddu West	17	Vaddu South	J/165
		6	Moolai	18	Vaddu South	18	Vaddu South West	J/166
				19	Chulipuram East	19	Chulipuram East	J/174
				20	Chulipuram West	20	Chulipuram West	J/172
				21	Chulipuram Centre	21	Chulipuram Centre	J/173
				22	Tholpuram East	22	Tholpuram East	J/168
				23	Tholpuram West	23	Tholpuram West	J/169
				24	Moolai	24	Ponnalai	J/170
				25	Moolai	25	Moolai	J/171

MOH - Manipay Area PHII & PHMM Ranges by D.S & G.S Divisions

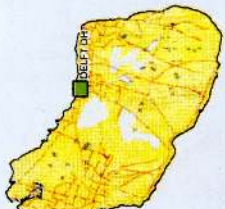
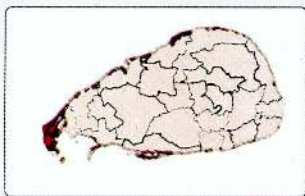
MOH Division	D.S Division	PHII Range	PHMM Range	G.S Div.	G.S No.	
Manipay	Sandilipay	1	Anaikoddai	1	Anaikoddai	J/133
				2	Uyarapulam	J/132
		2	Suthumalai	3	Chavaikadu	J/131
				4	Suthumalai North	J/129
				5	Suthumalai South	J/130
		3	Ilavalai	5	Ilavalai	J/155
				6	Mathagal East	J/154
				7	Mathagal South	J/151
				8	Mathagal West	J/152
				9	Siruilian	J/153
		4	Pandatheruppu	10	Sillalai	J/156
				11	Pandatheruppu	J/148
				12	Pandatheruppu	J/149
				13	Pandatheruppu	J/146
		5	Manipay	14	Piranpattu	J/147
				15	Vadaliadaippu	J/145
				16	Manipay North	J/137
		6	Navaly	17	Manipay East	J/138
				18	Manipay South	J/139
		7	Sandilipay	19	Kaddudai	J/140
				20	Navaly East	J/134
				21	Navaly South	J/136
				22	Navaly North	J/134
				23	Sandilipay North	J/141
				24	Mahiyepiddy	J/144
				25	Sandilipay Centre	J/142
		26	Sandilipay West	J/143		

Government Health Institutions in Jaffna District



Legend

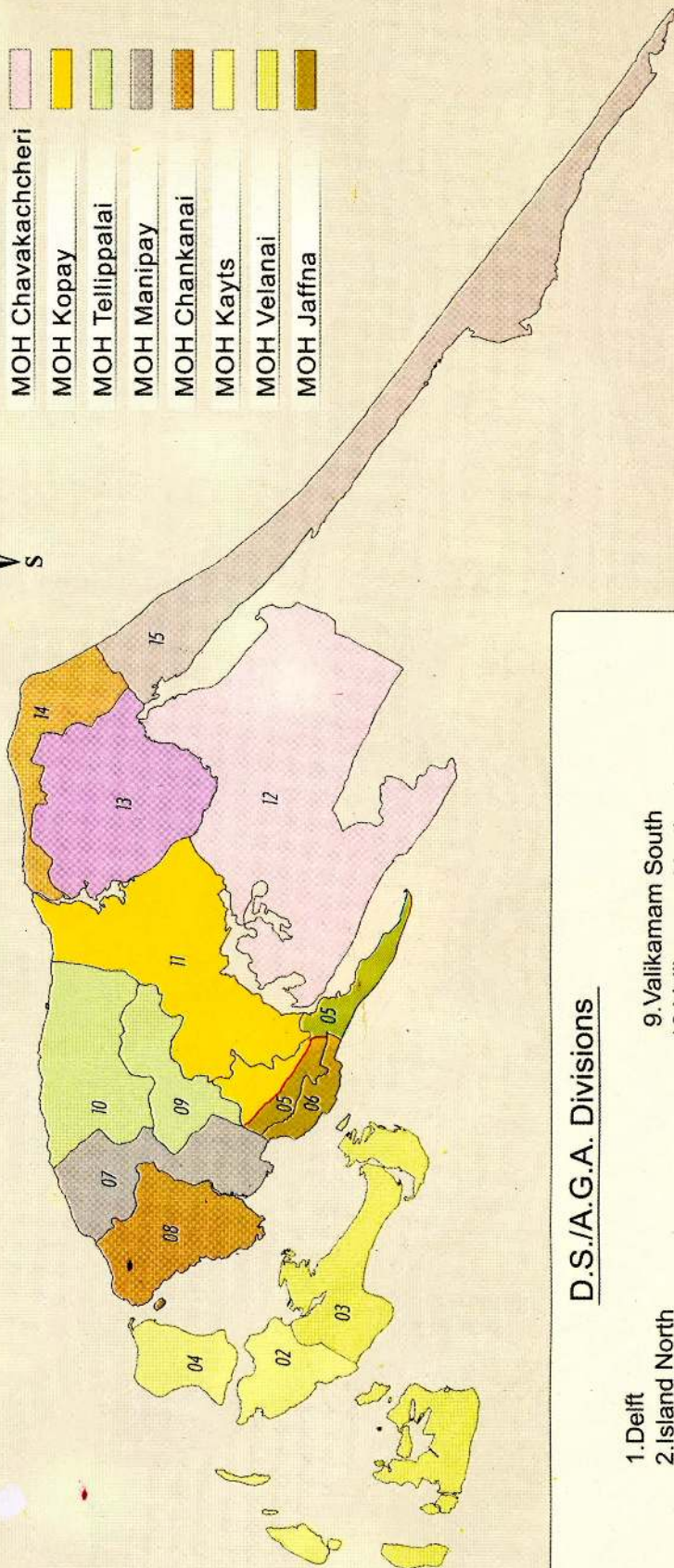

- | | | | | | |
|---------------------|-----------------|-------------|------------|---------------|----------------|
| Type of Institution | PU | RH | CH & MH | CD | AYURVEDIC |
| | [Yellow square] | [Red house] | [Star] | [Green cross] | [Green circle] |
| | | [Red cross] | [Red star] | [Green cross] | [Green circle] |
| | | | | | [Green circle] |
| | | | | | [Green circle] |
| | | | | | [Green circle] |
-
- | | | |
|------|---------------|-------------------|
| RDHS | [Red line] | Main Road |
| MOH | [Orange line] | Secondary Road |
| SIM | [Dotted line] | Jeep/ Cart Track |
| SDC | [Blue line] | Tank/ Lake/Stream |
| PH | [White box] | |



Map of MOH Divisions & D.S./ A.G.A. Divisions-Jaffna District

MOH DIVISION

- MOH Point Pedro
- MOH Karaveddy
- MOH Ampan
- MOH Chavakachcheri
- MOH Kopay
- MOH Tellippalai
- MOH Manipay
- MOH Chankanai
- MOH Kayts
- MOH Velanai
- MOH Jaffna

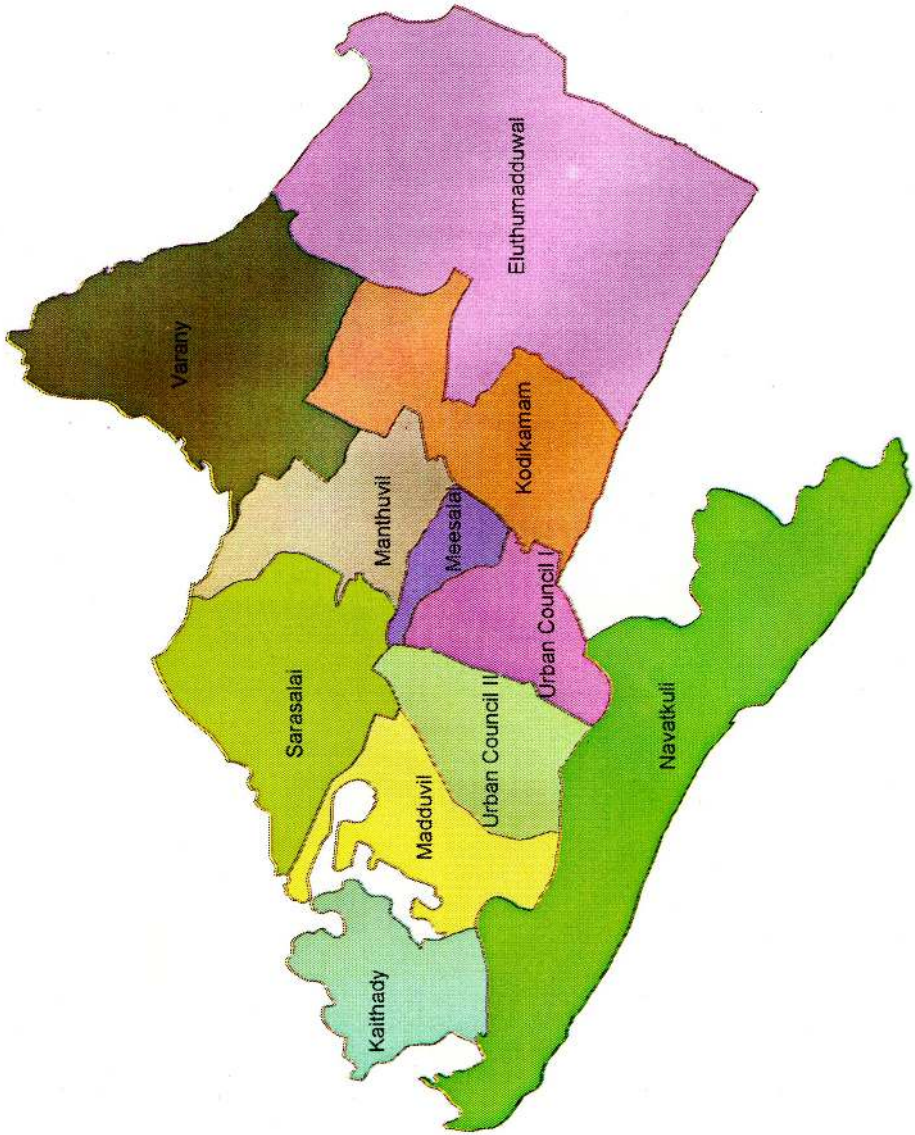
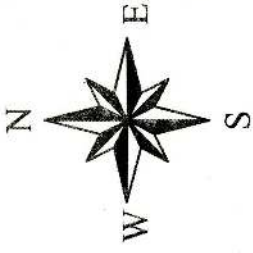


0 4.5 9 18 Kilometers

D.S./A.G.A. Divisions

- 1. Delft
- 2. Island North
- 3. Island South
- 4. Karainagar
- 5. Nallur
- 6. Jaffna
- 7. Valikamam South West
- 8. Valikamam West
- 9. Valikamam South
- 10. Valikamam North
- 11. Valikamam East
- 12. Thenmaradchi
- 13. Vadamaradchi South West
- 14. Vadamaradchi North
- 15. Vadamaradchi East

MOH Chavakachcheri Area by PHI Ranges

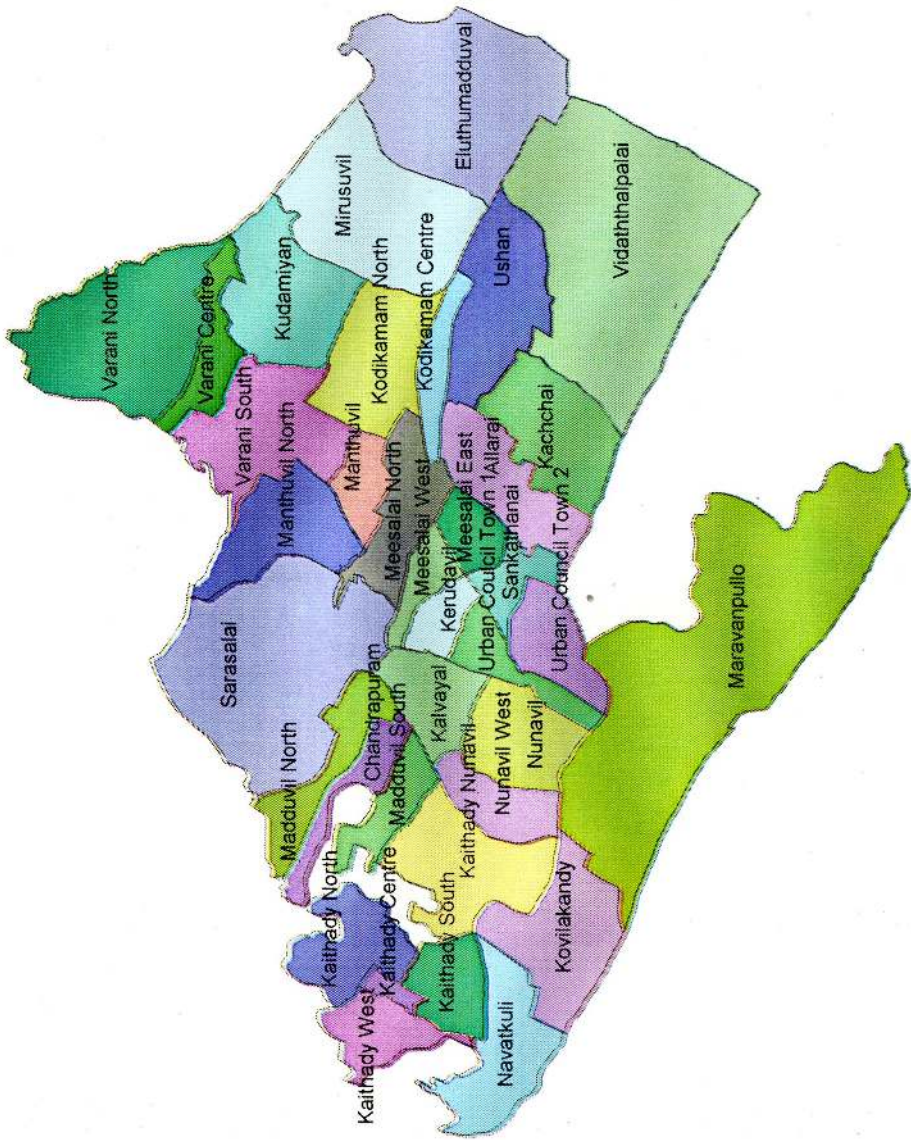
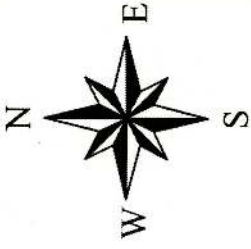


- Eluthumadduwal
- Kaithady
- Kodikamam
- Madduvil
- Manthuvil
- Meesalai
- Navatkuli
- Sarasalai
- Urban Council I
- Urban Council II
- Varany

18 Kilometers




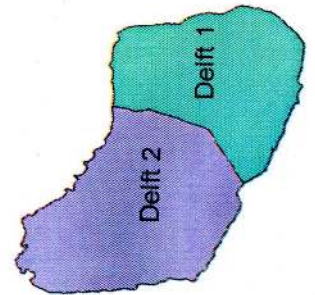
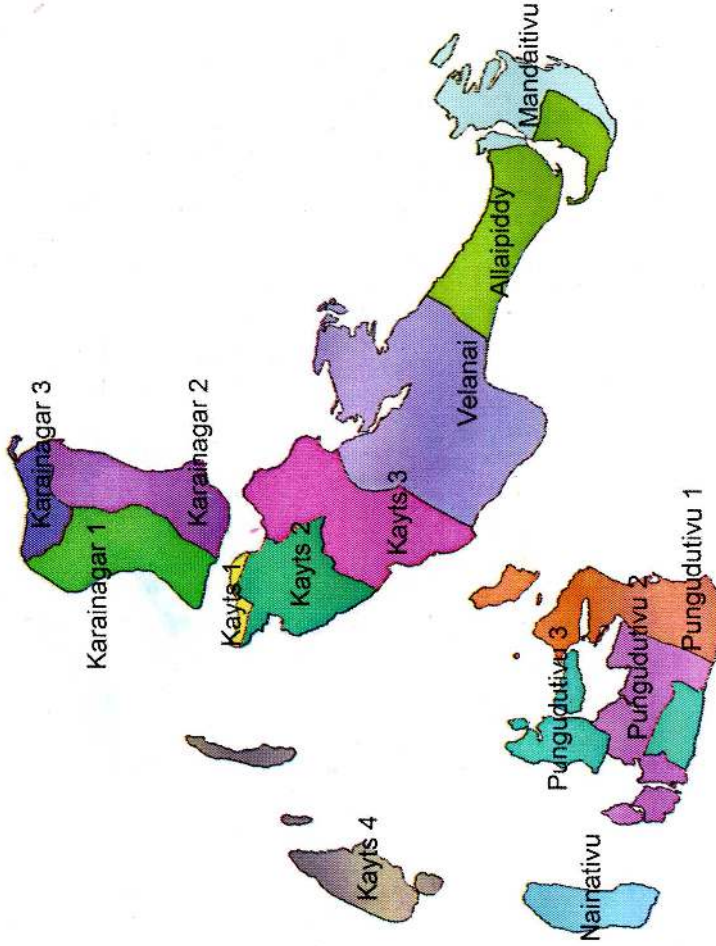

MOH Chavakachcheri Area by PHM Ranges



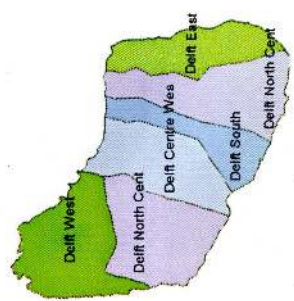
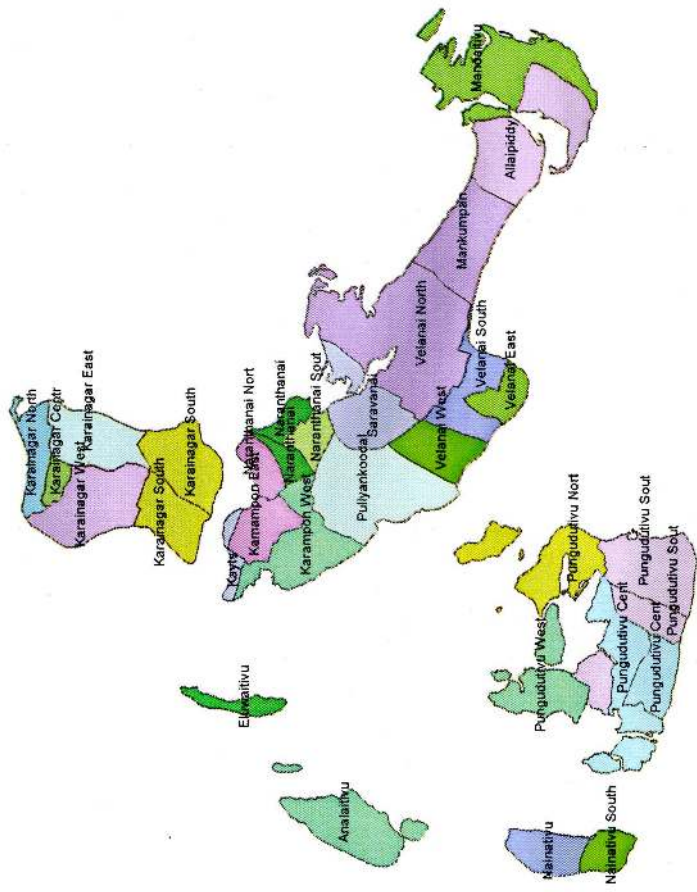
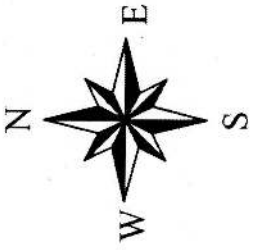
- Allarai
- Chandrapuram
- Eluthumadduval
- Kachchai
- Kaitiady Centre
- Kaitiady North
- Kaitiady Nunavil
- Kaitiady South
- Kaitiady West
- Kalvayal
- Kerudavil
- Kodikamam Centre
- Kodikamam North
- Kovilakandy
- Kudamiyan
- Madduvil North
- Madduvil South
- Manthuvil
- Manthuvil North
- Maravanpullo
- Meesalai East
- Meesalai North
- Meesalai West
- Mirusuvil
- Navatkuli
- Nunavil
- Nunavil West
- Sankathanai
- Sarasalai
- Urban Council Town 1
- Urban Council Town 2
- Ushan
- Varani Centre
- Varani North
- Varani South
- Vidaththalpalai



MOH Kayts Area by PHI Ranges




MOH Kayts Area by PHM Ranges



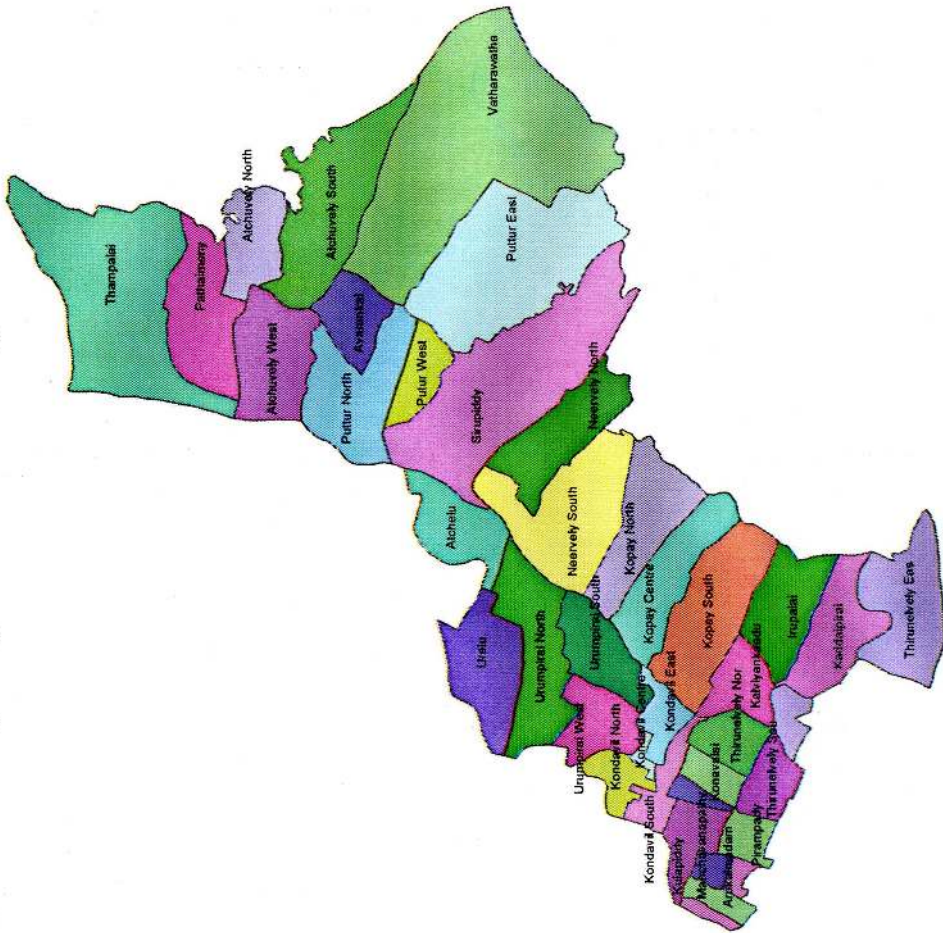
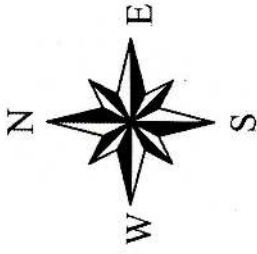
- Allaiipiddy
- Analaitivu
- Delft Centre Wes
- Delft East
- Delft North Cent
- Delft South
- Delft West
- Eluwaitivu
- Kamampon East
- Karainagar Cent
- Karainagar East
- Karainagar North
- Karainagar South
- Karampon West
- Kayts
- Mandaitivu
- Mankumpan
- Nainativu
- Nainativu South
- Naranthanai
- Naranthanai Nort
- Naranthanai Sout
- Puliyankoodal
- Pungudutivu Cent
- Pungudutivu Nort
- Pungudutivu Sout
- Pungudutivu West
- Saravanai
- Velanai East
- Velanai North
- Velanai South
- Velanai West



MOH Kopay Area by PHI Ranges



MOH Kopay Area by PHM Ranges

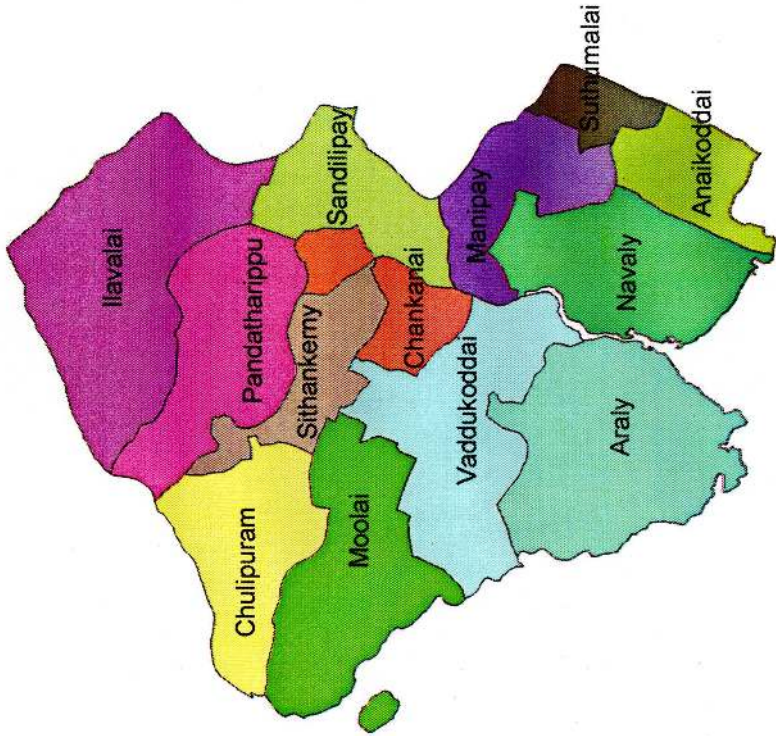
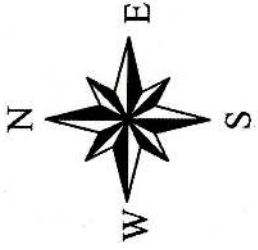


- Arukaimadam
- Atchelu
- Atchuvely North
- Atchuvely South
- Atchuvely West
- Avarankal
- Irupalai
- Kaddaipirai
- Kaiviyankaadu
- Konavalai
- Kondavil Centre
- Kondavil East
- Kondavil North
- Kondavil South
- Kopay Centre
- Kopay North
- Kopay South
- Kulapiddy
- Manchavanapathy
- Neervely North
- Neervely South
- Pathalmemy
- Pirampady
- Puttur East
- Puttur North
- Puttur West
- Sirupiddy
- Thampalai
- Thirunelvly Eas
- Thirunelvly Nor
- Thirunelvly Sou
- Urelu
- Urumpirai North
- Urumpirai South
- Urumpirai West
- Vatharawatha

18 Kilometers




MOH Manipay Area by PHI Ranges



- Anaikoddai
- Araly
- Chankanai
- Chulipuram
- Ilavalai
- Manipay
- Moolai
- Navaly
- Pandatharippu
- Sandilipay
- Sithankerny
- Suthumalai
- Vaddukoddai



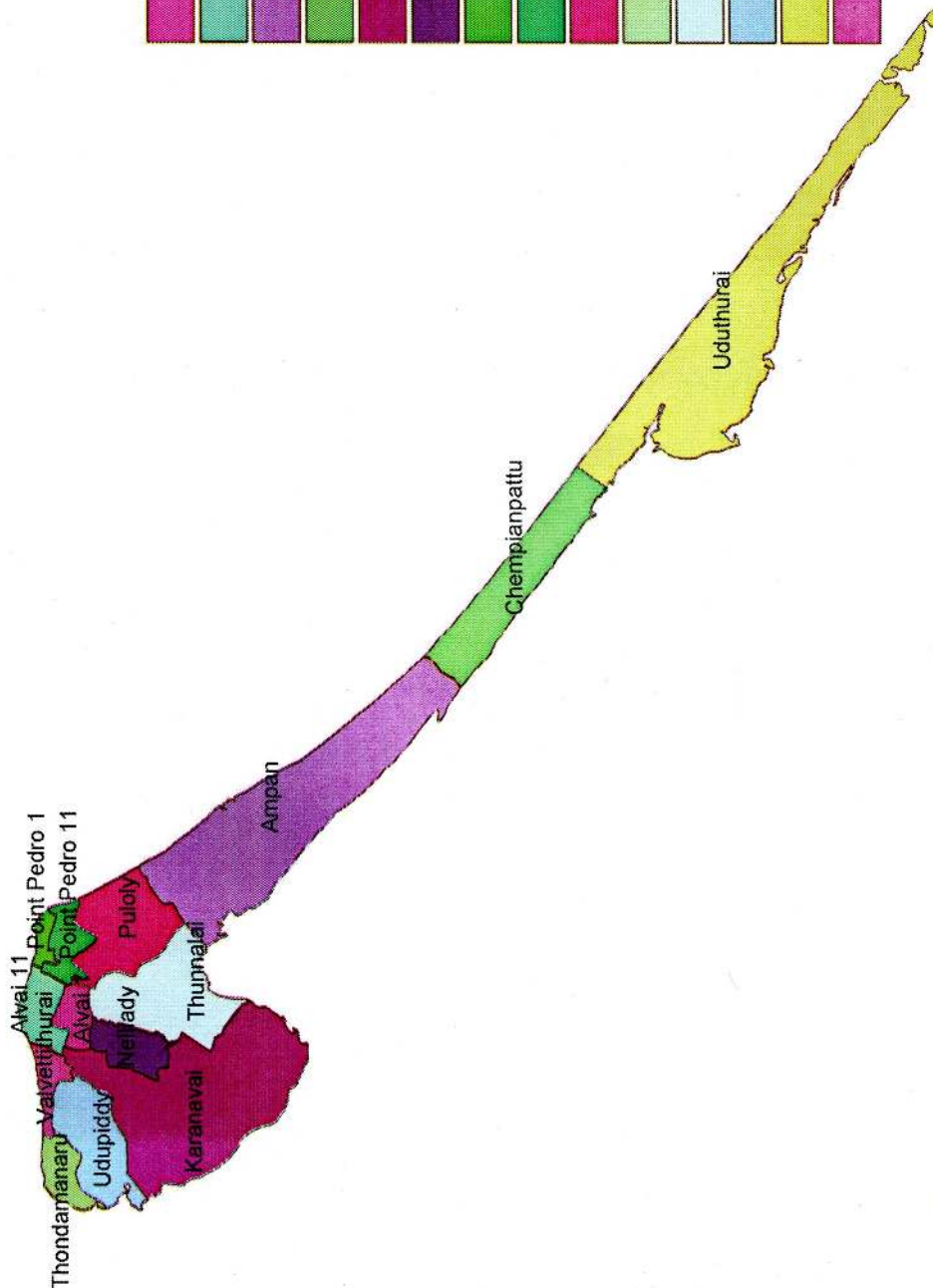
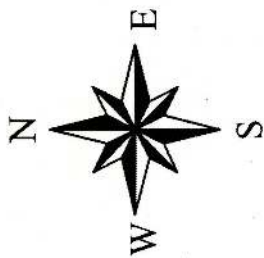
MOH Manipal Area by PHM Ranges



- Anaikoddai
- Araly East
- Araly North
- Araly South
- Araly West
- Chankanal Centre
- Chankanal East
- Chankanal South
- Chavatkadu
- Chulipuram Centre
- Chulipuram East
- Chulipuram West
- Ilavalai
- Kaddudai
- Manipay North
- Manipay South
- Mathagal East
- Mathagal South
- Moolai
- Navaly East
- Navaly North
- Pandatharippu
- Pannagam
- Piranpattu
- Sandilipay North
- Sandilipay South
- Sillalai
- Siruivilan
- Sithankerny
- Suthumalai
- Tholpuram East
- Tholpuram West
- Uyarapulam
- Vaddu East
- Vaddu South
- Vaddu West



MOH Point Pedro Area by PHI Ranges

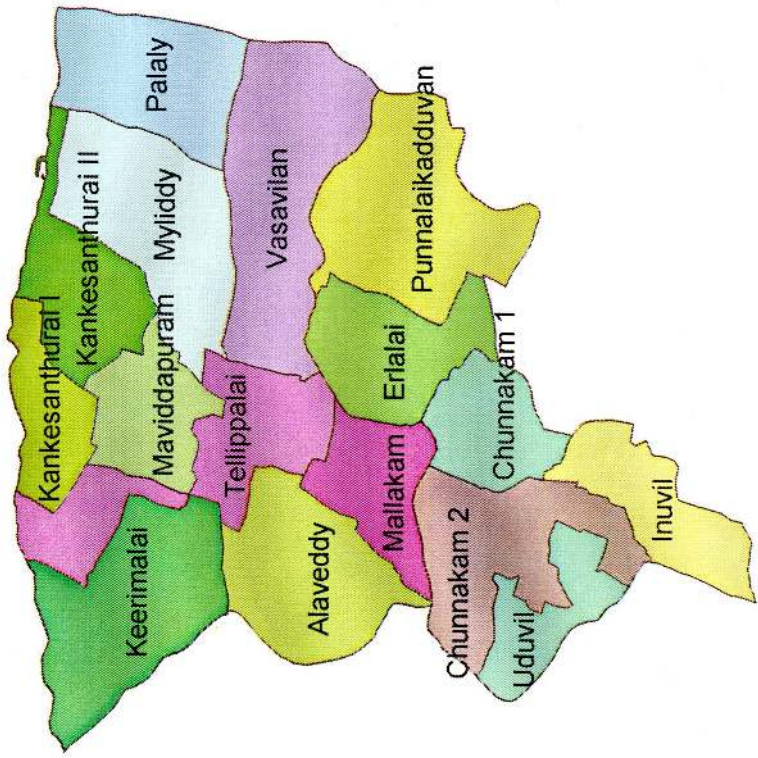




















- Alvai 1
- Alvai 11
- Ampan
- Chempianpattu
- Karanavai
- Nelliady
- Point Pedro 1
- Point Pedro 11
- Puloly
- Thondamanaru
- Thunnalai
- Udupiddy
- Uduthurai
- Valvettithurai

20 Kilometers



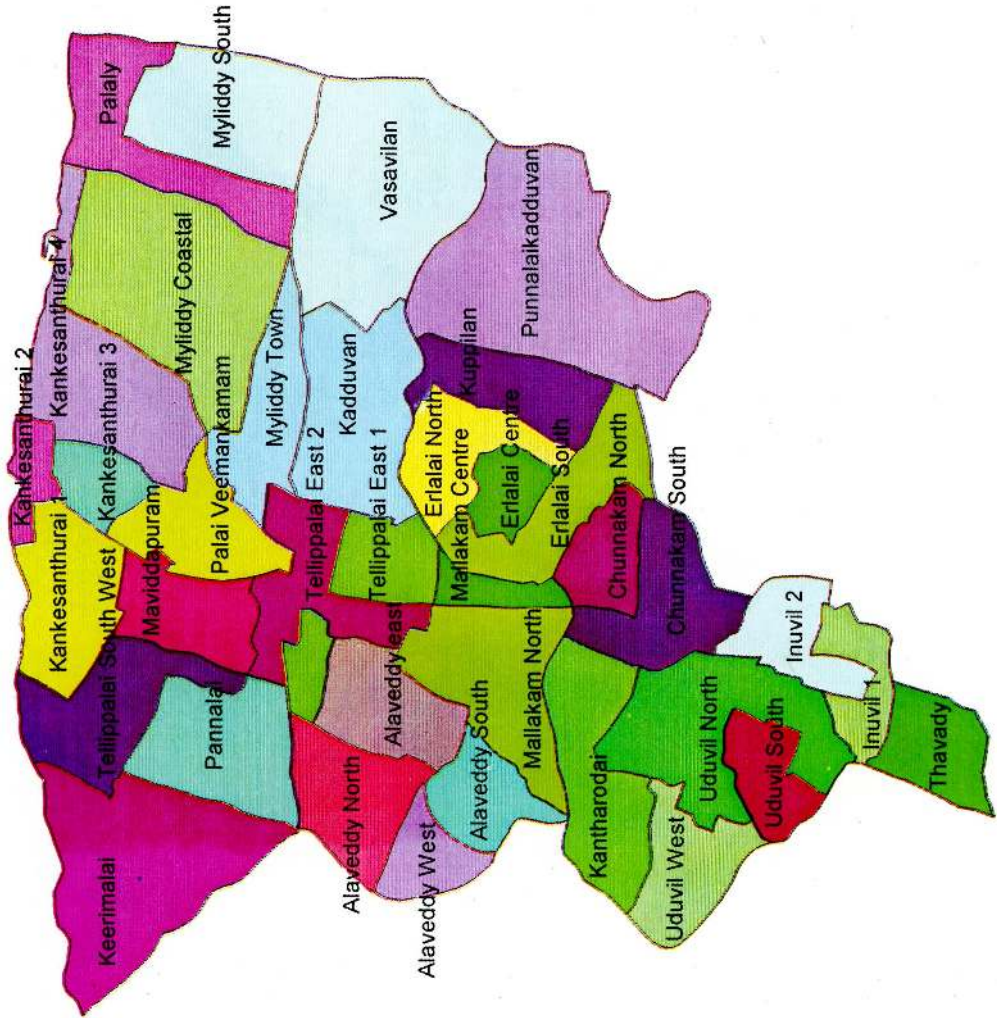

MOH Tellippalai Area by PHI Ranges



-  Alaveddy
-  Chunnakam 1
-  Chunnakama 2
-  Erlalai
-  Inuvil
-  Kankesanthurai I
-  Kankesanthurai II
-  Keerimalai
-  Mallakam
-  Maviddapuram
-  Myliddy
-  Palaly
-  Punnalaikadduvan
-  Tellippalai
-  Uduvil
-  Vasavilan
-  Tellippalai.shp



MOH Tellippalai Area by PHM Ranges

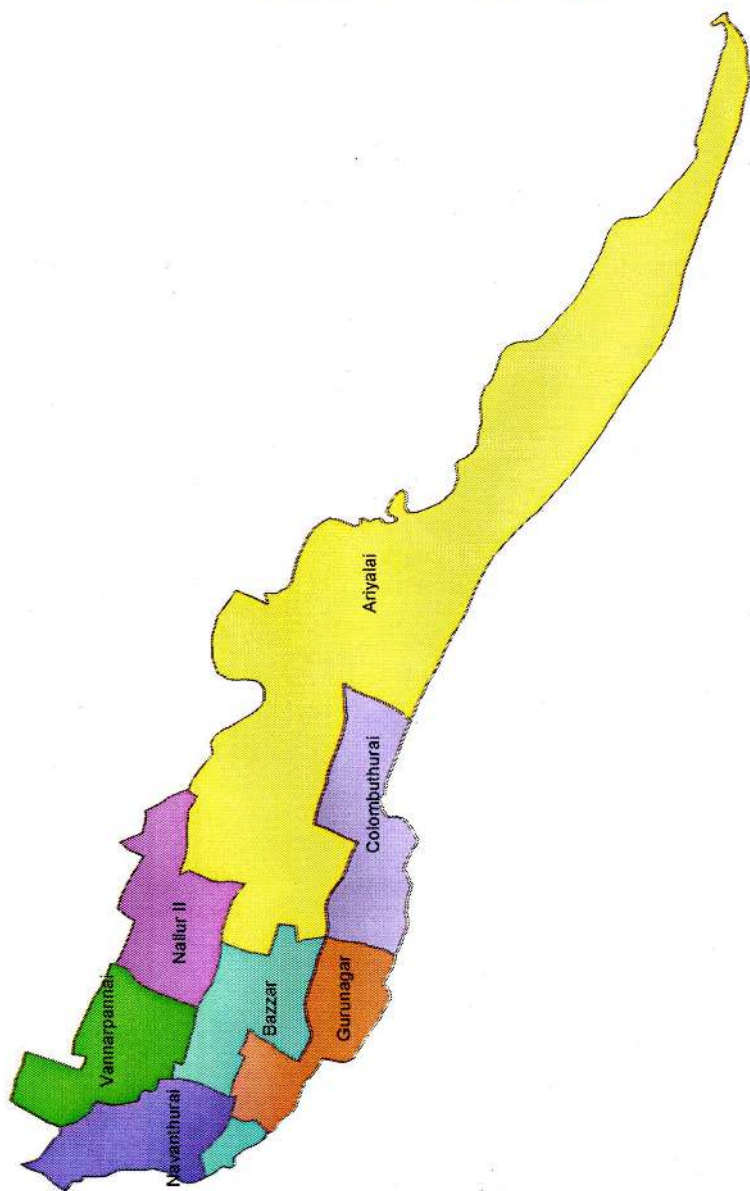

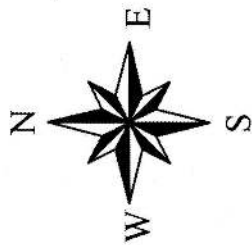


- Alaveddy North
- Alaveddy South
- Alaveddy West
- Alaveddy east
- Chunnakam North
- Chunnakam South
- Erlalai Centre
- Erlalai North
- Erlalai South
- Inuvil 1
- Inuvil 2
- Kadduvan
- Kankesanthurai 1
- Kankesanthurai 2
- Kankesanthurai 3
- Kankesanthurai 4
- Kantharodai
- Keerimalai
- Kuppilan
- Mallakam Centre
- Mallakam North
- Maviddapuram
- Myliddy Coastal
- Myliddy South
- Myliddy Town
- Palai Veemankamam
- Palaly
- Pannalai
- Punnalaikadduvan
- Tellippalai East 1
- Tellippalai East 2
- Tellippalai South West
- Thavady
- Uduvil North
- Uduvil South
- Uduvil West
- Vasavilan

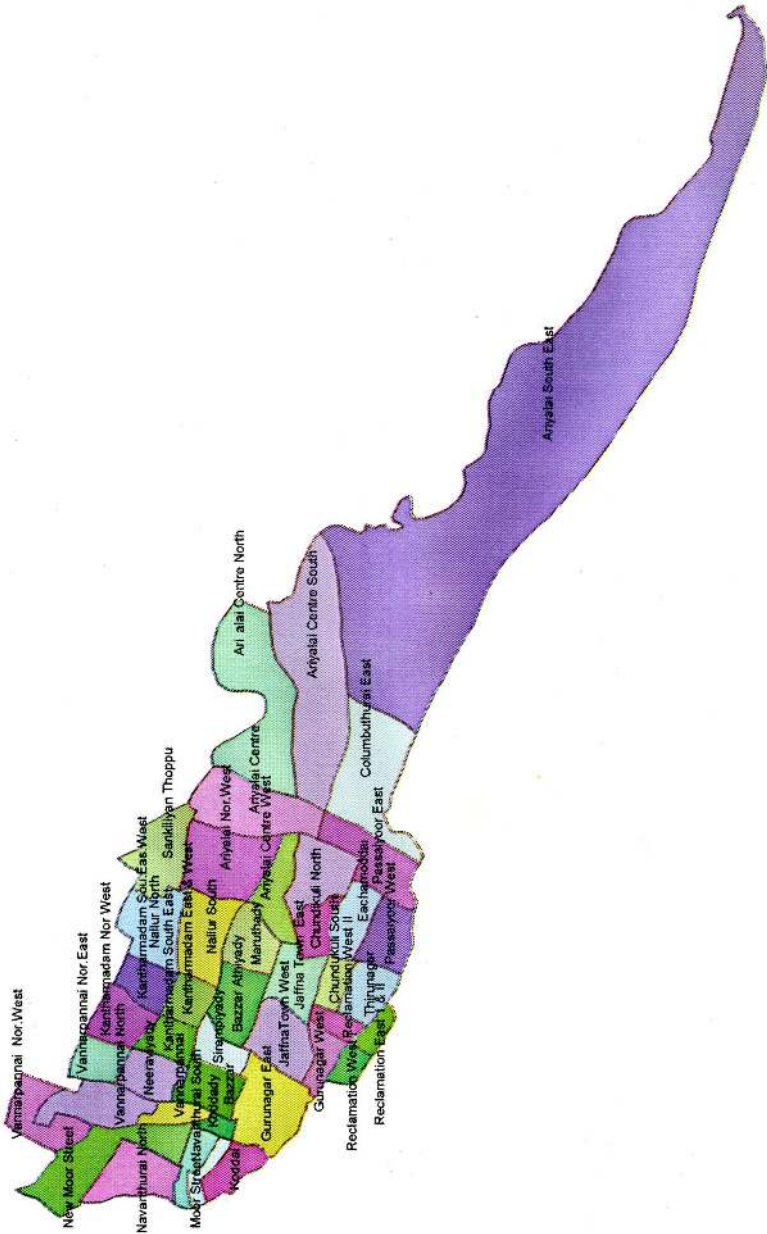

12 Kilometers



MOH Jaffna Area by PHI Ranges



MOH Jaffna Area by PHM Ranges



- Ariyalai Centre
- Ariyalai Centre North
- Ariyalai Centre South
- Ariyalai Centre West
- Ariyalai Nor. West
- Ariyalai South East
- Bazzar
- Bazzar Athiyady
- Chundukuli North
- Chundukuli South
- Columbuthurai East
- Eachamoddai
- Gurunagar East
- Gurunagar West
- Jaffna Town East
- Jaffna Town West
- Kantharmadam East & West
- Kantharmadam Nor. West
- Kantharmadam Sou. East
- Kantharmadam South East
- Koddai
- Koddai
- Maruthady
- Moor Street
- Nallur North
- Nallur South
- Navanthurai North
- Navanthurai South
- Neeraviyady
- New Moor Street
- Passaiyoor East
- Passaiyoor West
- Reclamation East I & II
- Reclamation West I
- Reclamation West II
- Sankiliyan Thoppu
- Sirampiyady
- Thirunagar
- Vannarpannai
- Vannarpannai Nor. West
- Vannarpannai Nor. East
- Vannarpannai North



ORGANIZATIONAL CHART OF REGIONAL DIRECTORATE OF HEALTH SERVICES

Regional Director of Health services

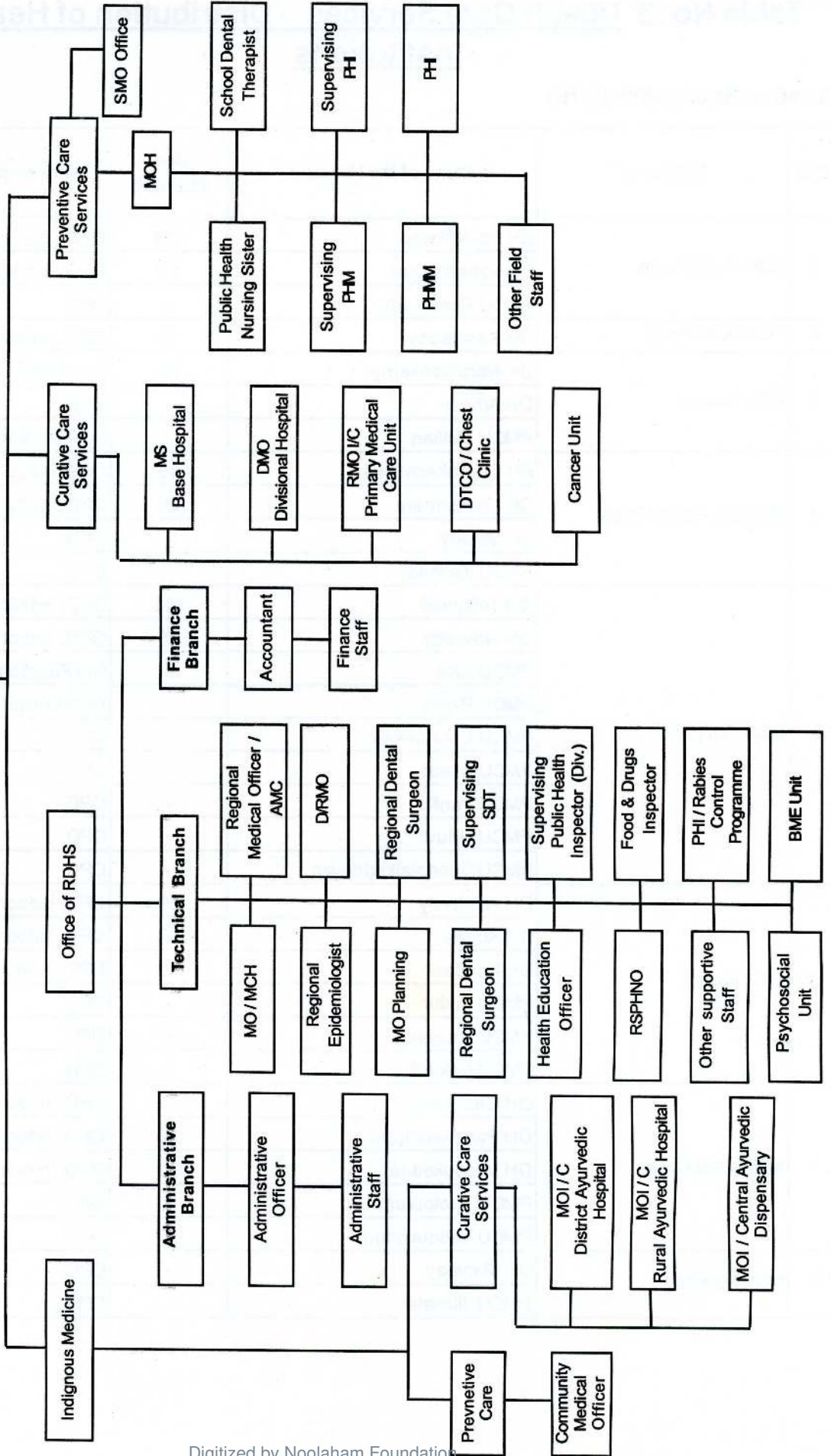


Table No :5 Health Care Services - Distribution of Health Institutions

Curative Sector (Western)

S/N	MOH area	Name of the Hospital	Bed strength	Services provided
1	MOH Point Pedro	BH Point Pedro	264	OPD , Indoor
		DH Valvettithurai	80	OPD , Indoor
		PMCU Point Pedro	-	OPD
2	MOH Karaveddy	DH Karaveddy	10	OPD , Indoor
3	MOH Ampan	DH Maruthankerny	32	Displaced
		DH Ampan	-	OPD
		PMCU Mullian	-	Not Functioning
4	MOH Chavakachcheri	BH Chavakachcheri	48	OPD, Indoor
		DH Kodikamam	20	OPD, Indoor
		DH Varany	-	OPD
		PMCU Kaithady	-	OPD
5	MOH Tellipalai	DH Tellipalai	102	OPD, Indoor
		DH Alaveddy	05	OPD, Indoor
		PMCU KKS	-	Not Functioning
		PMCU Palaly	-	Not Functioning
		PMCU Chunnakam	-	OPD
		PMCU Eralalai	-	OPD
		PMCU Inuvil	-	OPD
		PMCU Uduvil	-	OPD
PMCU Punnalaikadduvan	-	OPD		
6	MOH Kopay	DH Atchuvely	60	OPD, Indoor
		DH Kopay	57	OPD, Indoor
		DH Kondavil	15	OPD, Indoor
		PMCU Puttur	-	OPD
		PMCU Urumpirai	-	OPD
		PMCU Kokuvil	-	OPD
7	MOH Chankanai	DH Chankanai	75	OPD, Indoor
		DH Pandatharippu	39	OPD, Indoor
		DH Vaddukoddai	21	OPD, Indoor
		PMCU Tholpuram	-	OPD
		PMCU Vaddukoddai	-	OPD
8	MOH Manipay	DH Manipay	-	OPD
		PMCU Illavalai	-	OPD

S/N	MOH area	Name of the Hospital	Bed strength	Services provided
9	MOH Kayts	BH Kayts	59	OPD, Indoor
		DH Analaitivu	19	OPD, Indoor
		DH Karainagar	33	OPD, Indoor
10	MOH Velanai	DH Delft	31	OPD, Indoor
		DH Pungudutivu	-	OPD
		DH Nainativu	38	OPD, Indoor
		DH Velanai	20	OPD, Indoor
		DH Mandaitivu	-	Not Functioning
11	MOH Jaffna	DH Gurunagar	06	OPD, Indoor
Total			1,034	
	MOH Jaffna	Teaching Hospital	1,319	OPD, Indoor
Grand Total			2,353	

Curative Health Institutions - Indigenous Sector

S/N	MOH area	Name of the Hospital	Bed Strength	Services Provided
1	MOH Jaffna	DAH Jaffna	-	OPD
2	MOH Point Pedro	RAH Thampassiddy	-	OPD
3	MOH Point Pedro	CAD Point Pedro	-	OPD
4	MOH Point Pedro	CAD Karaveddy	-	OPD
5	MOH Manipay	RAH Pandatharippu	-	OPD
6	MOH Manipay	CAD Chankanai	-	OPD
7	MOH Kopay	CAD Urelu	-	OPD
8	MOH Kayts	CAD Karainagar	-	OPD
9	MOH Kayts	CAD Kayts	-	OPD
10	MOH Chavakachcheri	CAD Sarasalai	-	OPD
11	MOH Chavakachcheri	CAD Chavakachcheri	-	OPD

Source :Statistics unit, RDHS. Office, Jaffna

Table No : 6 Ambulatory Patient Care - 2008

S.N.	Name of DS division	Hospital	OPD Attendance (Total Visits)	Clinic	Total (OPD + Clinic)	Average No. of OPD patients per day	No.of working days
1	Vadam aradchi North	BH Point Pedro	101,435	50,975	152,410	277.9	365
		DH Valvettithurai	68,988	16,554	85,542	189.0	365
2	Vada South West	PMCU Point Pedro	28,508	2,850	31,358	123.9	230
		DH Karaveddy	39,897	6,764	46,661	214.5	186
3	Vadam aradchi East	DH Maruthankerny	-	-	-	-	-
		DH Ampan	7,555	746	8,301	64.0	118
4	Thenm aradchchi	PMCU Mulliyan	-	-	-	-	-
		BH Chavakachcheri	98,033	20,474	118,507	268.6	365
		DH Kodikam am	26,137	2,812	28,949	93.0	281
		DH Varany	10,314	1,351	11,665	37.4	276
5	Valikam am North	PMCU Kaithady	10,898	2,230	13,128	42.4	257
		BH Tellippallai	74,577	38,136	112,713	204.3	365
		DH Alaveddy	31,958	2,108	34,066	137.8	232
		PMCU Kankesanthurai	-	-	-	-	-
6	Vali South	PMCU Palaly	-	-	-	-	-
		PMCU Chunnakam	20,739	5,193	25,932	79.2	262
		PMCU Erlalai	10,528	3,970	14,498	40.5	260
		PMCU Inuvil	20,204	4,867	25,071	96.2	210
7	Vali East	PMCU Punnalaikadduvan	27,462	2,585	30,047	121.5	226
		PMCU Uduvil	28,024	3,887	31,911	109.5	256
		DH Atchuvely	70,116	20,245	90,361	192.1	365
		DH Kopay	60,690	11,638	72,328	166.3	365
		PMCU Puttur	21,342	6,327	27,669	83.7	255
		PMCU Urum pirai	32,215	7,725	39,940	159.5	202

Cont.....

S/N	Name of DS division	Hospital	OPD Attendance (Total Visits)	Clinic	Total (OPD + Clinic)	Average No. of OPD patients per day	No. of working days
8	Nallur	DH Kondavil	26,151	7,520	33,671	94.8	276
		PMCU Kokuvil	16,169	3,322	19,491	74.9	216
9	Valli West	DH Chankanai	69,793	19,352	89,145	191.2	365
		DH Pandatheruppu	26,954	3,350	30,304	73.8	365
		DH Vaddukoddai	32,788	9,463	42,251	89.8	365
		PMCU Tholpuram	18,626	8,010	26,636	77.0	242
10	Valli South West	PMCU Vaddukoddai	11,527	2,069	13,596	53.6	215
		DH Manipay	24,888	3,121	28,009	100.4	248
		PMCU Ilavilai	20,209	3,655	23,864	127.9	158
11	Jaffna	DH Gurunagar	38,841	5,213	44,054	146.6	265
12	Island North	DH Kayts	29,927	5,683	35,610	82.0	365
		DH Analaitivu	12,111	3,863	15,974	33.2	365
13	Karainagar	DH Karainagar	31,337	3,472	34,809	85.9	365
		DH Delft	18,199	3,742	21,941	49.9	365
15	Island South	DH Pungudutiwu	4,701	1,979	6,680	56.0	84
		DH Nainaitivu	13,922	1,596	15,518	38.1	365
		DH Velanai	19,094	2,369	21,463	52.3	365
		DH Mandaitivu	-	-	-	-	-
Sub Total			1,204,857	299,216	1,504,073	3,301	365
	Jaffna	Teaching Hospital	239,302	448,325	687,627	655.6	365
Grand Total			1,444,159	747,541	2,191,700	3,957	365

Source :Statistics unit, RDHS. Office, Jaffna

Ambulatory Patient Care - 2008

Curative Health Institutions - Indigenous Sector - 2008

S/N.	Name of DS division	Hospital	OPD Attendance (Total Visits)	Clinic	Total (OPD + Clinic)	Average No. of OPD patients per day	No. of working days
1	Vali South West	RAH Pandatharippu	19,305	2,186	21,491	65.9	293
2	Vada. North	RAH Thambasiddy	12,732	-	12,732	60.9	209
3		CAD Point Pedro	12,652	-	12,652	47.6	266
4	Vada South West	CAD Karaveddy	17,958	-	17,958	61.5	292
5	Karainagar	CAD Karainagar	9,386	-	9,386	36.4	258
6	Island North	CAD Kayts	6,522	-	6,522	27.9	234
7	Vali. East	CAD Urelu	7,695	-	7,695	29.6	260
8	Thenmaradchchi	CAD Sarasalai	7,108	-	7,108	29.6	240
9		CAD Chavakachcheri	4,660	-	4,660	19.5	239
10	Vali. West	CAD Chankanai	18,157	-	18,157	62.8	289
Total			116,175	2,186	118,361		

Source : Statistics unit, RDHS. Office, Jaffna

OPD attendance in Govt. Hospitals, Jaffna District, 2000 - 2008

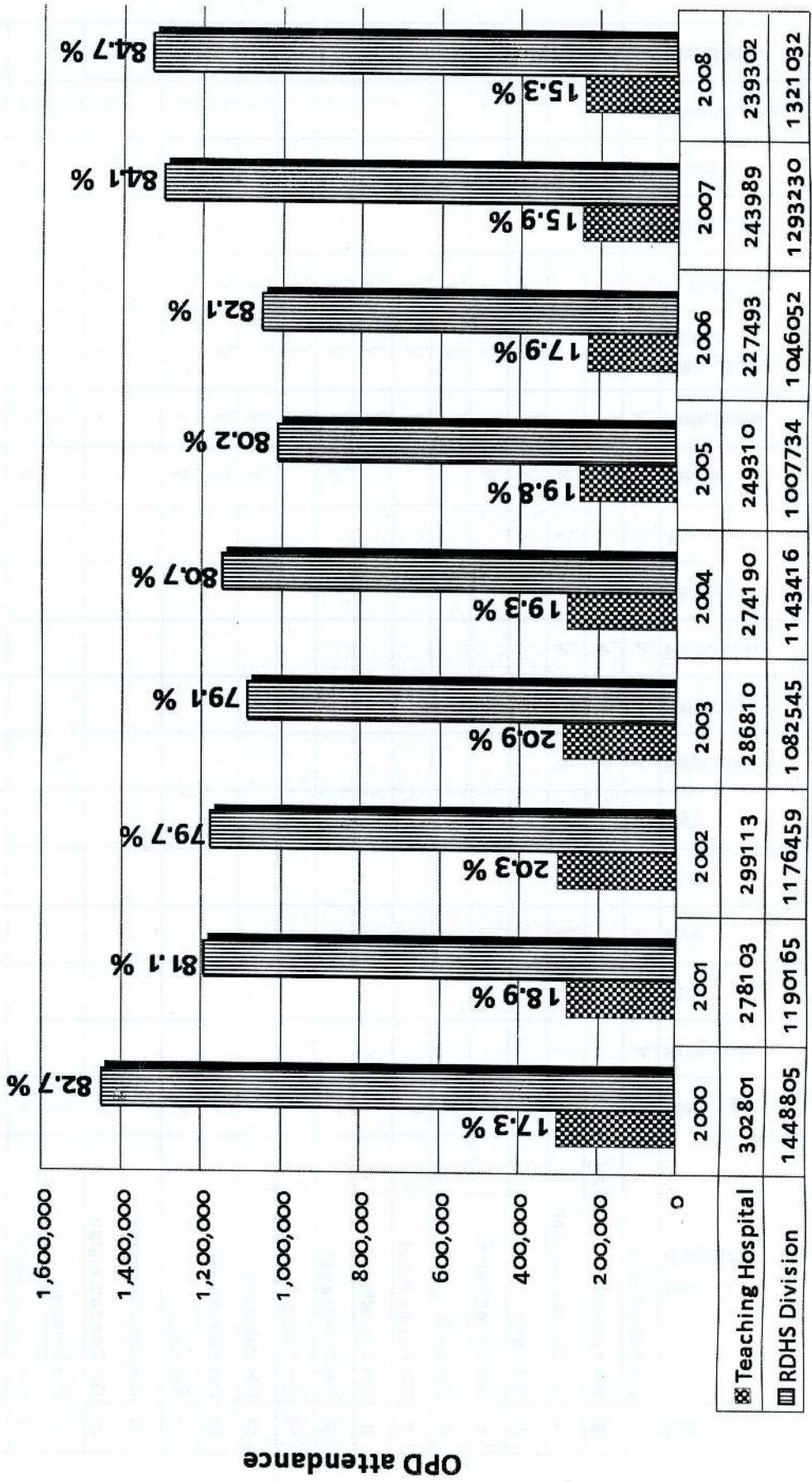


Table No: 7 Availability of Clinic Facilities

S/N	Name of Hospitals	Medical	Surgical	Skin	Eye	ENT	Gyn	Psychiatric	Othopaedic	Paediatric	Cancer	TB	Dental	Ante Natal	Well Baby Clinic	F. Planning	Rheumatic	Diabetic	Well Women	Gaediatric	
1	BH Point Pedro	>	>		>		>			>	>	>	>	>	>	>	>	>	>	>	>
2	BH Tellipalai	>						>		>			>	>	>	>		>	>	>	>
3	BH Chavakachcheri	>	>		>			>		>	>		>	>	>	>		>			
4	BH Kays	>											>	>	>	>		>			
5	DH Vaivettithurai	>											>	>	>	>		>			
6	DH Delft	>											>	>	>	>		>			
7	DH Pungudutivu	>												>	>	>		>			
8	DH Analaitivu													>	>	>		>			
9	DH Karainagar	>									>		>	>	>	>			>		
10	DH Nainativu	>												>	>	>			>		
11	DH Atchuvely	>											>	>	>	>		>			
12	DH Chankanai	>											>	>	>	>		>			
13	DH Kopay	>											>	>	>	>		>			
14	DH Maruthankerny													>	>	>					
15	DH Pandatharippu	>												>	>	>		>			
16	DH Velanal	>						>						>	>	>		>			>
17	DH Vaddukoddal	>											>	>	>	>		>			
18	DH Alaveddy	>												>	>	>		>			
19	DH Am pan													>	>	>		>			
20	DH Gurnagar	>												>	>	>		>			
21	DH Karaveddy												>	>	>	>		>			

S/N	Name of Hospitals	Medical	Surgical	Skin	Eye	ENT	Gyn	Psychiatric	Othopaedic	Paediatric	Cancer	TB	Dental	Ante Natal	Well Baby Clinic	F. Planning	Rheumatic	Diabetic	Well Women	Gaediatic
22	DH Kodikamam	✓												✓	✓	✓		✓	✓	✓
23	DH Kondavil	✓												✓	✓	✓		✓	✓	✓
24	DH Manipay	✓												✓	✓	✓		✓	✓	✓
25	DH Varany													✓	✓	✓		✓	✓	✓
26	PMCU Chunnakam	✓												✓	✓	✓		✓	✓	✓
27	PMCU Erlalai	✓												✓	✓	✓		✓	✓	✓
28	PMCU Inuvil	✓												✓	✓	✓		✓	✓	✓
29	PMCU Kaithady													✓	✓	✓		✓	✓	✓
30	PMCU Kokuvi	✓												✓	✓	✓		✓	✓	✓
31	PMCU Point Pedro	✓												✓	✓	✓		✓	✓	✓
32	PMCU Punnalaikadduvan	✓												✓	✓	✓		✓	✓	✓
33	PMCU Puttur	✓												✓	✓	✓		✓	✓	✓
34	PMCU Tholpuram	✓												✓	✓	✓		✓	✓	✓
35	PMCU Uduvil	✓												✓	✓	✓		✓	✓	✓
36	PMCU Urumpirai	✓												✓	✓	✓		✓	✓	✓
37	PMCU Vaddukoddai	✓												✓	✓	✓		✓	✓	✓
38	PMCU Illavalai	✓												✓	✓	✓		✓	✓	✓
	Teaching Hospital	✓	✓	✓	✓	✓	✓	✓	✓	✓	✓	✓	✓	✓	✓	✓	✓	✓	✓	✓


Source: RDHS office, Jaffna

Table No: 8 Indoor Patient Care - 2008


S/N	Name of the Hospital	Total No of admissions	Average admissions per day	No. of bed days	Bed occupancy rate	No of beds
1	BH Point Pedro	10,058	27.6	33,143	34.4	264
2	BH Tellipalai	4,731	13.0	22,771	61.2	102
3	BH Chavakachcheri	5,196	14.2	9,918	56.6	48
4	BH Kayts	1,750	4.8	2,774	12.9	59
5	DH Valvettithurai	2,468	6.8	19,819	67.9	80
6	DH Delft	512	1.4	1,779	15.7	31
7	DH Pungudutiw	-	-	-	-	-
8	DH Analaitiw	266	0.7	744	10.7	19
9	DH Atchuvely	3,369	9.2	11,949	54.6	60
10	DH Chankanai	4,161	11.4	13,487	49.3	75
11	DH Karainagar	1,405	3.8	3,933	32.7	33
12	DH Kopay	3,325	9.1	9,015	43.3	57
13	DH Nainatiw	948	2.6	2,073	14.9	38
14	DH Maruthankerny	-	-	-	-	32
15	DH Pandatharippu	582	1.6	1,371	9.6	39
16	DH Velanai	563	1.5	1,333	18.3	20
17	DH Vaddukoddai	607	1.7	1,731	22.6	21
18	DH Alaveddy	44	0.1	79	4.3	05
19	DH Ampan	-	-	-	-	-
20	DH Gurunagar	28	0.1	64	2.9	06
21	DH Karaveddy	83	0.2	139	2.5	15
22	DH Kodikamam	600	1.6	1,315	18.0	20
23	DH Kondavil	18	0.0	26	0.7	10
24	DH Manipay	-	-	-	-	-
25	DH Varany	-	-	-	-	-
Sub Total		40,714	111.5	137,463	36.4	1,034
1	Teaching Hospital Jaffna	82,195	225.2	308,438	64.1	1,319
Grand Total		122,909	336.7	445,901	51.9	2,353

Source :Statistics unit, RDHS. Office, Jaffna.

Admissions in Government Hospitals, Jaffna District, 2000 - 2008



Indoor statistics, Jaffna District, 2000 - 2008



Year

Teaching Hospital

RDHS Division

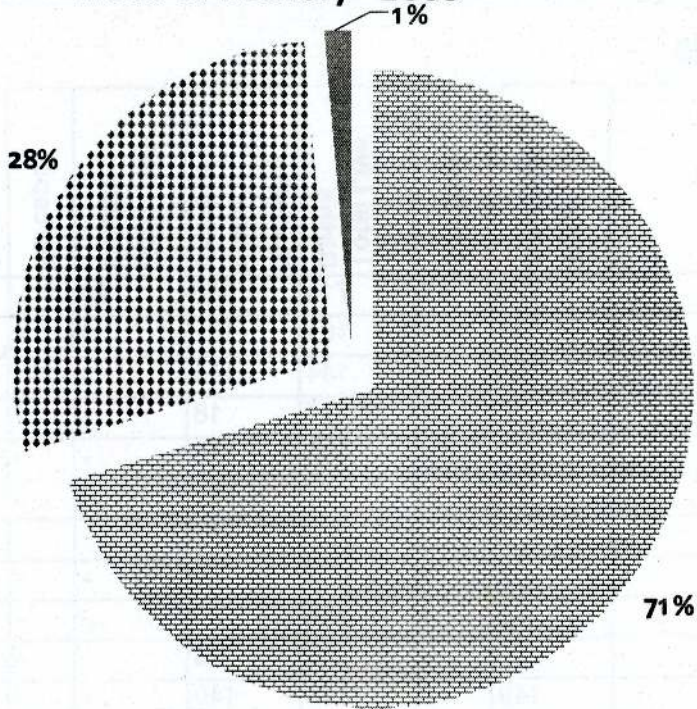
Table No : 9 Total Deliveries in Jaffna District - 2008

Deliveries in Govt. Hospitals

S.No	Name of Hospital	Total deliveries	Still Birth	Total Live Births	Normal vaginal deliveries	Caesarian Section	Forceps	Average Deliveries per Month
1	BH Point Pedro	726	12	714	668	58	-	60.5
2	BH Tellipalai	101	-	101	101	-	-	8.4
3	BH Chavakachcheri	144	-	144	144	-	-	12.0
4	BH Kayts	18	1	17	18	-	-	1.5
5	DH Valvettithurai	113	-	113	113	-	-	9.4
6	DH Delft	11	-	11	11	-	-	0.9
7	DH Pungudutivu	-	-	-	-	-	-	-
8	DH Analaitivu	5	-	5	5	-	-	0.4
9	DH Karainagar	40	-	40	40	-	-	3.3
10	DH Nainativu	13	-	13	13	-	-	1.1
11	DH Atchuvely	149	1	148	149	-	-	12.4
12	DH Chankanai	153	1	152	153	-	-	12.8
13	DH Kopay	33	1	32	33	-	-	2.8
14	DH Maruthankerny	-	-	-	-	-	-	-
15	DH Pandatharippu	12	-	12	12	-	-	1.0
16	DH Velanai	27	-	27	27	-	-	2.3
17	DH Vaddukoddai	36	-	36	36	-	-	3.0
18	DH Alaveddy	22	-	22	22	-	-	1.8
19	DH Ampan	-	-	-	-	-	-	-
20	DH Gurunagar	16	1	15	16	-	-	1.3
21	DH Karaveddy	14	-	14	14	-	-	1.2
22	DH Kodikamam	11	-	11	11	-	-	0.9
23	DH Kondavil	4	-	4	4	-	-	-
24	DH Manipay	-	-	-	-	-	-	-
25	DH Varany	-	-	-	-	-	-	-
Total		1,648	17	1,631	1,590	58	0	137.3
	Teaching Hospital	5,020	59	4,961	3,193	1,731	96	418.3
Grant Total		6,668	76	6,592	4,783	1,789	96	555.7
Deliveries in Private Hospitals								
1	Holly Cross Health centre	222	-	222	79	142	1	18.5
2	Central Nursing Home	29	-	29	-	29	-	2.4
4	Co-operative Hospital Moolai	3	-	3	3	-	-	0.3
	Total	254		254	82	171	1	21.2
Others								
	Home Deliveries	26	-	26	26	-	-	2.2
Total Births in Jaffna District		6,948	76	6,872	4,891	1,960	97	579.0

Source :Statistics unit, RDHS. Office, Jaffna

Mode of Delivery - 2008

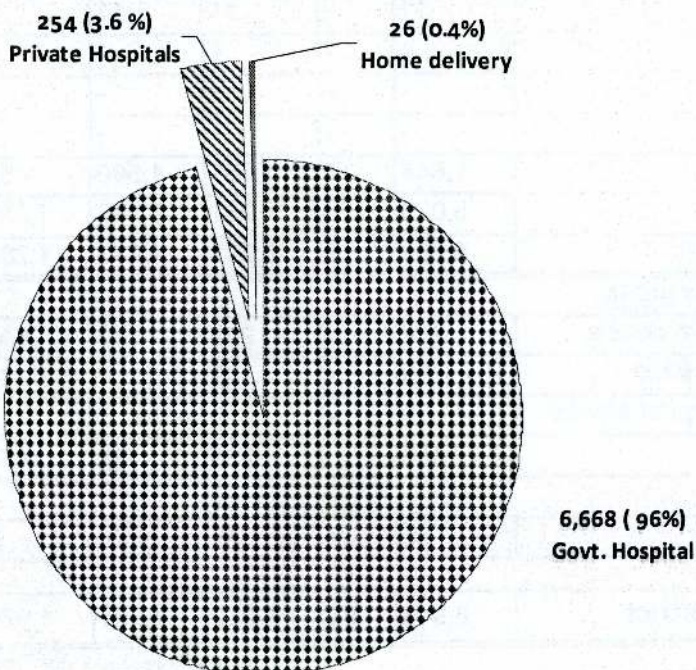


▨ Normal vaginal deliveries

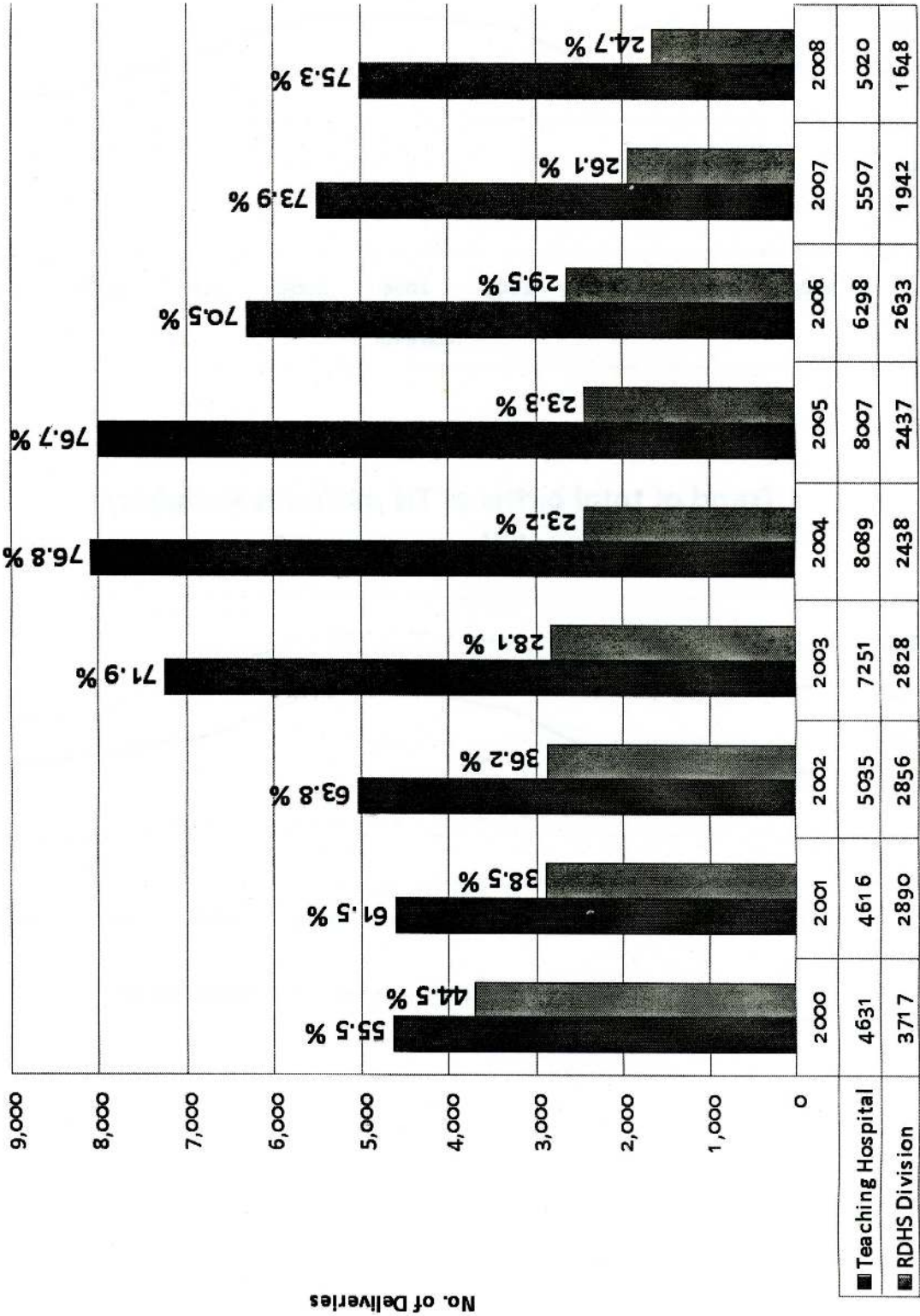
▤ Caesarian Section

■ Forceps

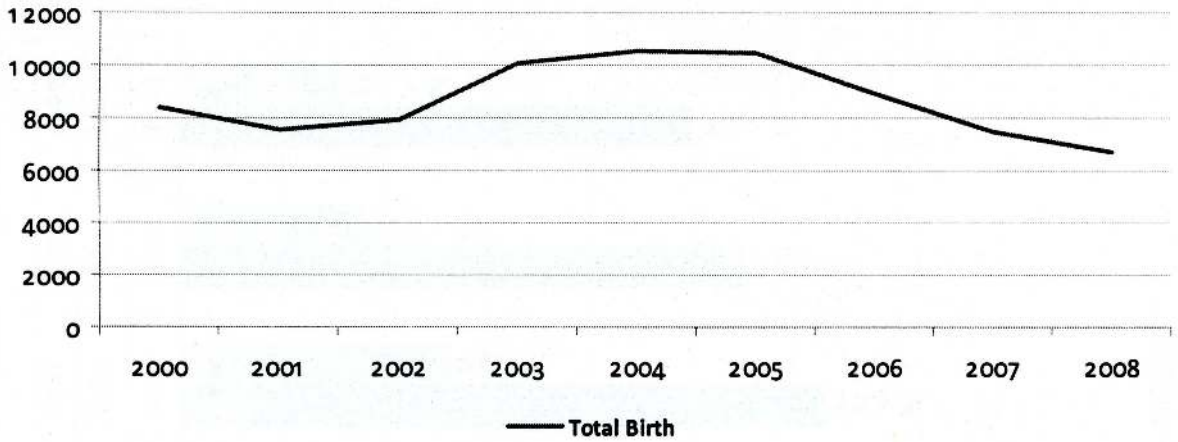
Place of Delivery - 2008



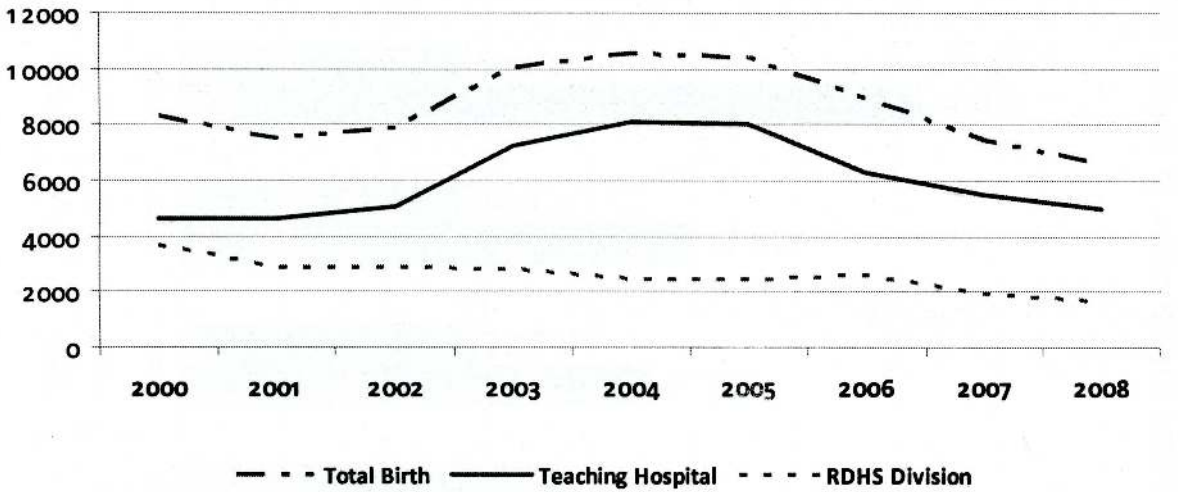
Total Deliveries in Govt. Hospitals, 2000 - 2008



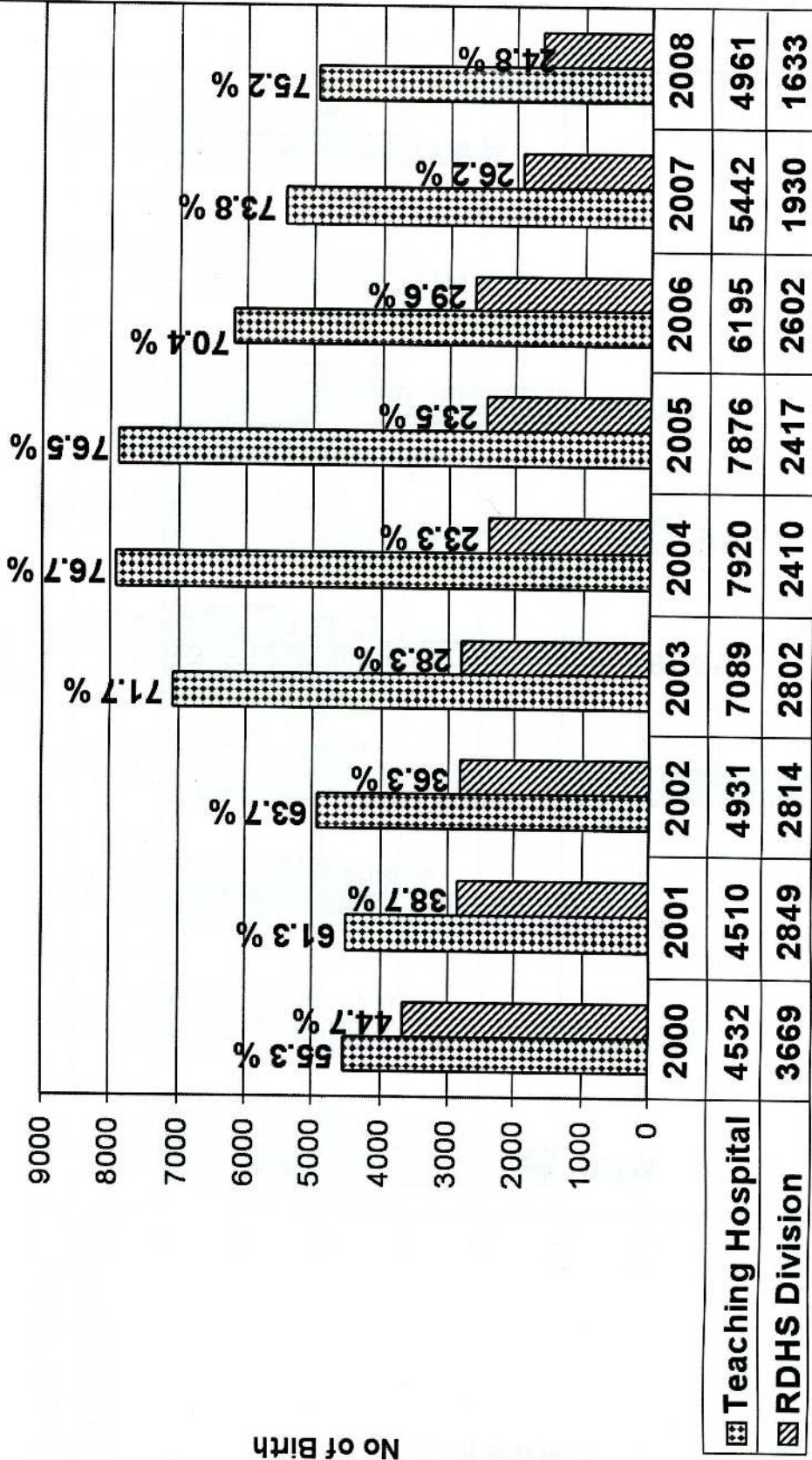
Total Birth, 2000 -2008



Trend of total births at TH Jaffna & Peripheral hospitals, 2000 - 2008



Live Births in Govt. Hospital, 2000 - 2008

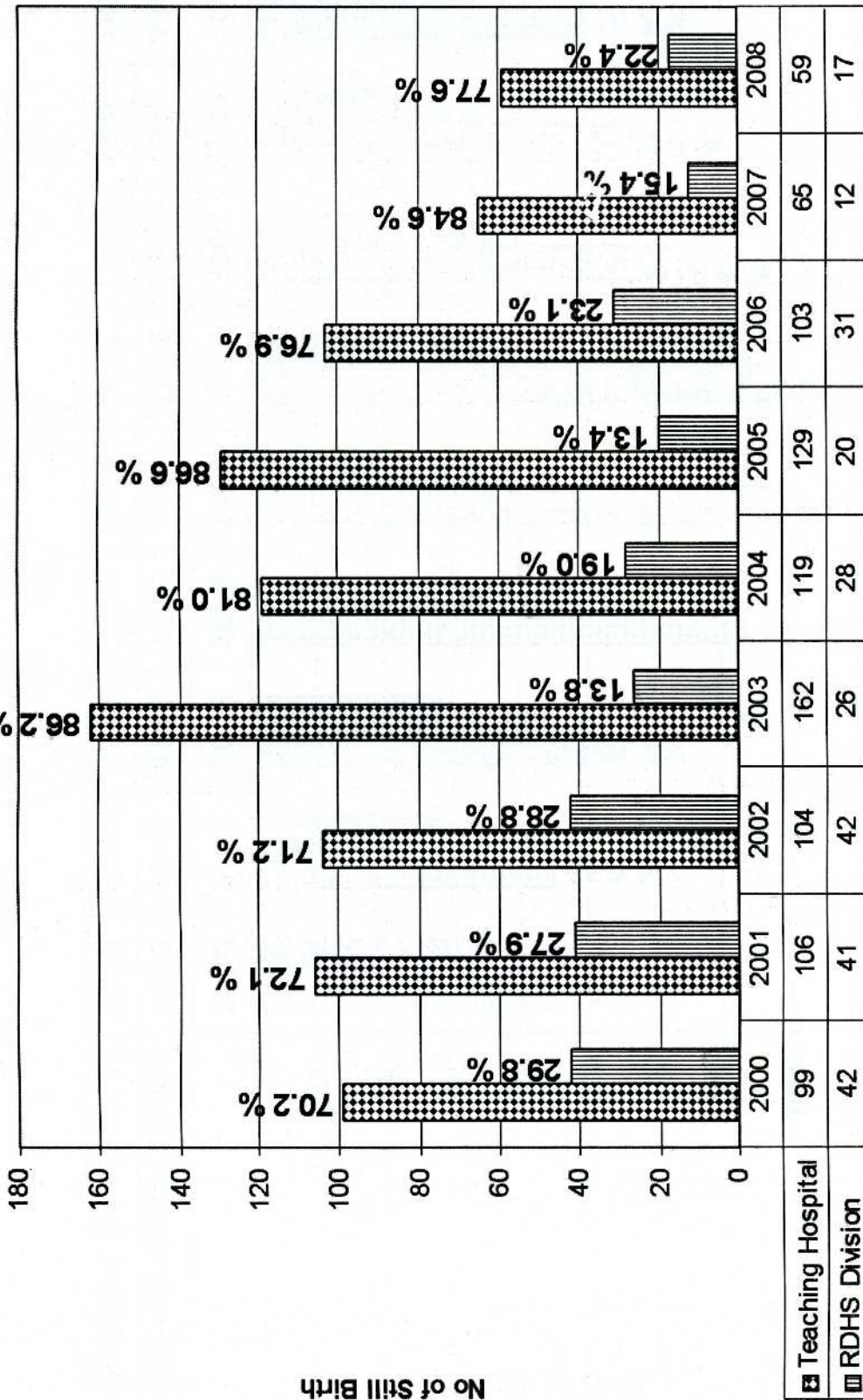


Year

Teaching Hospital

RDHS Division

Still Births in Govt. Hospital, 2000 - 2008



Year

Teaching Hospital
 RDHS Division

No of Still Birth

Table No : 10 Maternal Deaths - 2008

S/N	Institution	MOH Division	Age	Para	Date of death	Cause of Death
1	Base Hospital ,PointPedro	PointPedro	36	P3	19.12.2008	Septicemia following criminal abortion
2	Teaching Hospital, Jaffna	Manipay	20	P3	28.11.2008	Liver failure following Hepatitis
3	Teaching Hospital ,Jaffna	Tellippalai	21	P2	22.09.2008	Cerebro vascular accident Complication of eclampsia

Source :MOMCH unit, RDHS. Office, Jaffna.

Table No : 11 Surgery Particulars - 2008

S/N	Institution	Major	Intermediate	Minor	Total
1	TH Jaffna	5,309	2,518	13,582	21,409
2	BH Point Pedro	390	2,512	1,591	4,493
3	BH Tellipalai	-	-	367	367
4	BH Chavakachcheri	-	-	398	398
5	BH Kayts	-	-	-	-
6	DH Valvettithurai	-	-	91	91
7	DH Delft	-	-	128	128
8	DH Changanai	-	-	1,092	1,092
9	DH Karainagar	-	-	68	68
Total		5,699	5,030	17,317	28,046

Source : Statistics unit, RDHS. Office, Jaffna.

Table No : 12 Road Traffic Accident - 2008

S.No.	Name of Institution	No. of Road Traffic Accident	No. of Deaths
1	BH Point Pedro	30	-
2	BH Tellippalai	58	-
3	BH Chavakachcheri	71	-
4	BH Kayts	06	-
5	DH Valvettithurai	34	-
6	DH Delft	-	-
7	DH Pungudutivu	-	-
8	DH Analaitivu	-	-
9	DH Atchuvvely	15	-
10	DH Chankanai	05	-
11	DH Karainagar	01	-
12	DH Kopay	43	-
13	DH Nainativu	-	-
14	DH Maruthankerny	-	-
15	DH Pandetharippu	02	-
16	DH Vaddukoddai	01	-
17	DH Velanai	-	-
Sub Total		266	0
18	Teaching Hospital, Jaffna	340	19
Grant Total		606	19

Source :Statistics unit, RDHS. Office, Jaffna

Table No: 13 Performance of Dental Surgeons by Hospitals in Jaffna District - 2008
(Hospital Dental Clinics)

Activity	Names of Institutions														Sub Total	T.H Jaffna	Grant Total
	BH Point	DH Tellippalai	BH Chavakachcheri	BH Kayts	DH Valvettithurai	DH Archvely	DH Chankanal	DH Karanagar	DH Koopy	DH Vaddukodal	DH Karveddy	ADC, St. John's College	Sub Total				
a) Extractions - Deciduous	329	96	165	29	103	200	82	216	79	68	35	107	1,509	735	2,244		
Permanent - Caries	1935	620	1669	176	665	812	964	1083	322	425	163	48	8,882	6,044	14,926		
- Periodental	654	208	470	81	292	375	451	500	195	240	70	0	3,536	2,018	5,554		
- Others	180	22	236	0	12	90	07	0	0	63	17	05	632	831	1,463		
b) D.A.A. Treated	541	125	629	60	83	352	41	962	304	76	35	74	3,282	3,496	6,778		
c) Fractures - Treated	09	0	49	0	0	0	0	0	0	0	0	0	58	26	84		
d) Medico Legal	0	0	17	0	0	0	0	05	0	0	0	0	22	2	24		
e) Post Op - Haemorrhage	0	01	01	0	0	03	0	01	0	0	0	0	6	12	18		
Infections	29	12	04	11	64	61	09	53	30	10	03	0	286	113	399		
f) Pre malignant - leucoplakia	0	0	10	0	0	02	0	04	0	01	0	0	17	6	23		
Other	0	0	46	0	0	0	02	0	0	275	0	30	363	140	493		
g) Oral Carcinoma	0	0	18	0	01	0	01	01	0	0	01	0	22	24	46		
h) Candida Albicans	0	0	01	0	0	07	08	0	0	0	0	0	16	14	30		
i) Restorations - Temporary	640	128	640	30	442	262	339	276	117	230	0	1093	4,197	1,528	5,725		
Permanent - Amalgam	610	75	294	0	789	164	257	92	74	59	0	341	2,755	457	3,212		
Permanent - Composite	214	50	150	0	91	24	233	176	13	04	0	09	964	1,395	2,359		
Advance Conservation	203	02	148	0	237	20	22	0	88	10	0	119	849	584	1,433		
j) Periodental Treatment - Scaling	83	21	735	20	95	127	120	219	46	64	0	465	1,995	583	2,578		
Surgery	0	0	0	0	30	0	03	01	0	0	0	0	34	12	46		
k) Incision & Drainage	24	01	05	0	09	01	0	07	02	01	0	0	50	18	68		
l) Impacted	03	01	78	0	0	60	0	29	0	0	0	0	171	80	251		
m) Apicoectomy	0	0	01	0	0	0	0	0	0	0	0	0	1	-	1		
n) Fractures - Treated	0	0	0	0	0	01	0	0	0	0	0	0	1	39	40		
o) Biopsies	0	0	01	0	0	0	0	0	0	0	0	0	1	20	21		
p) Other	09	0	10	0	0	17	0	0	01	0	0	0	37	183	220		
q) Indoor	99	21	72	04	01	02	04	0	0	02	0	0	205	679	884		
r) All Referrals	13	01	109	20	01	0	89	01	36	02	0	0	272	737	1,009		
s) Miscellaneous	2751	614	2012	161	812	826	988	439	428	270	217	233	9,751	4,900	14,651		
t) Prevention Individual	819	254	174	21	310	289	10	308	0	923	97	1610	4,815	1,842	6,657		
Community	49	16	0	0	0	97	0	117	0	0	0	88	367	105	472		
TOTAL VISITS	8567	6926	2458	636	2111	3720	3698	4534	1568	1690	646	1607	38,161	25,517	63,678		

Source : Statistics unit, RDHS, Office, Jaffna

Table No: 14 Incidence of Notifiable Diseases 2006 - 2008

S/N	Notifiable Diseases	2006		2007		2008	
		No. of Cases	No. of Deaths	No. of Cases	No. of Deaths	No. of Cases	No. of Deaths
1	Cholera	-	-	-	-	-	-
2	Diarrhoea and Dysentery	1369	04	1524	05	2125	03
3	Acute Flaccid Paralysis	-	-	-	-	-	-
4	Diphtheria	-	-	-	-	-	-
5	Infectious Hepatitis	114	-	44	-	53	-
6	Tuberculosis	312	10	350	11	350	15
7	Whooping Cough	02	-	04	-	09	-
8	Neo- natal Tetanus	-	-	-	-	-	-
9	Chicken Pox	14	-	34	-	70	01
10	Measles	06	-	-	-	01	-
11	Mumps	53	-	-	-	24	-
12	Enteric Fever	450	-	937	-	483	-
13	Tetanus	03	02	-	-	03	01
14	Human Rabies	08	08	01	01	-	-
15	Leptospirosis	17	03	09	-	06	02
16	Dengue Fever / Dengue Haemorrhagic Fever	51	01	267	03	44	-
17	Rubella	-	01	-	-	-	-
18	Encephalitis	14	07	02	-	-	-
19	Food Poisoning	85	-	97	-	69	01
20	Malaria *	318	-	165	-	36	-
21	Meningitis	05	01	04	-	03	-

* Clinical Malaria
 2006 - 02 Positive case
 2007 - Nil
 2008 - 04 Positive cases

Source: AMC, Jaffna

(Source : IMMR)

Table No : 15 Leading Causes of Hospitalization in Jaffna District : 2008

Rank order	ICD Code (10th Revision)	Causes of Hospitalization	No of Cases	Proportionate Mortality	Rate per 100,000 Population
01	S00 - T19	Traumatic injuries	19,016	15.7	3,478.5
02	J20 - J22, J40 - J98	Diseases of the respiratory system, excluding diseases of upper respiratory tract, Pneumonia & influenza	11,881	9.8	2,173.3
03	R00 - R99	Symptoms, signs and abnormal clinical and laboratory findings	11,364	9.4	2,078.8
04	K20 - K92	Diseases of the gastrointestinal tract	5,814	4.8	1,063.5
05	M00 - M99	Diseases of the musculoskeletal system & connective tissue	5,500	4.6	1,006.1
06	N00 - N39	Diseases of the urinary system	4,084	3.4	747.1
07	L00 - L99	Diseases of the skin & subcutaneous tissue	4,293	3.6	785.3
08	A80 - B34	Viral diseases	4,055	3.4	741.8
09	H00 - H59	Diseases of the eye & adnexa	3,551	2.9	649.6
10	A00 - A09	Intestinal infectious diseases	2,808	2.3	513.7
A00 - T98, Z35, Z00-Z13, Z30.2.Z40- Z54, W54			120,846	100.0	22,105.7
All causes					

Source : IMMR - 2008

Leading Causes of Hospitalisation in Jaffna District - 2008

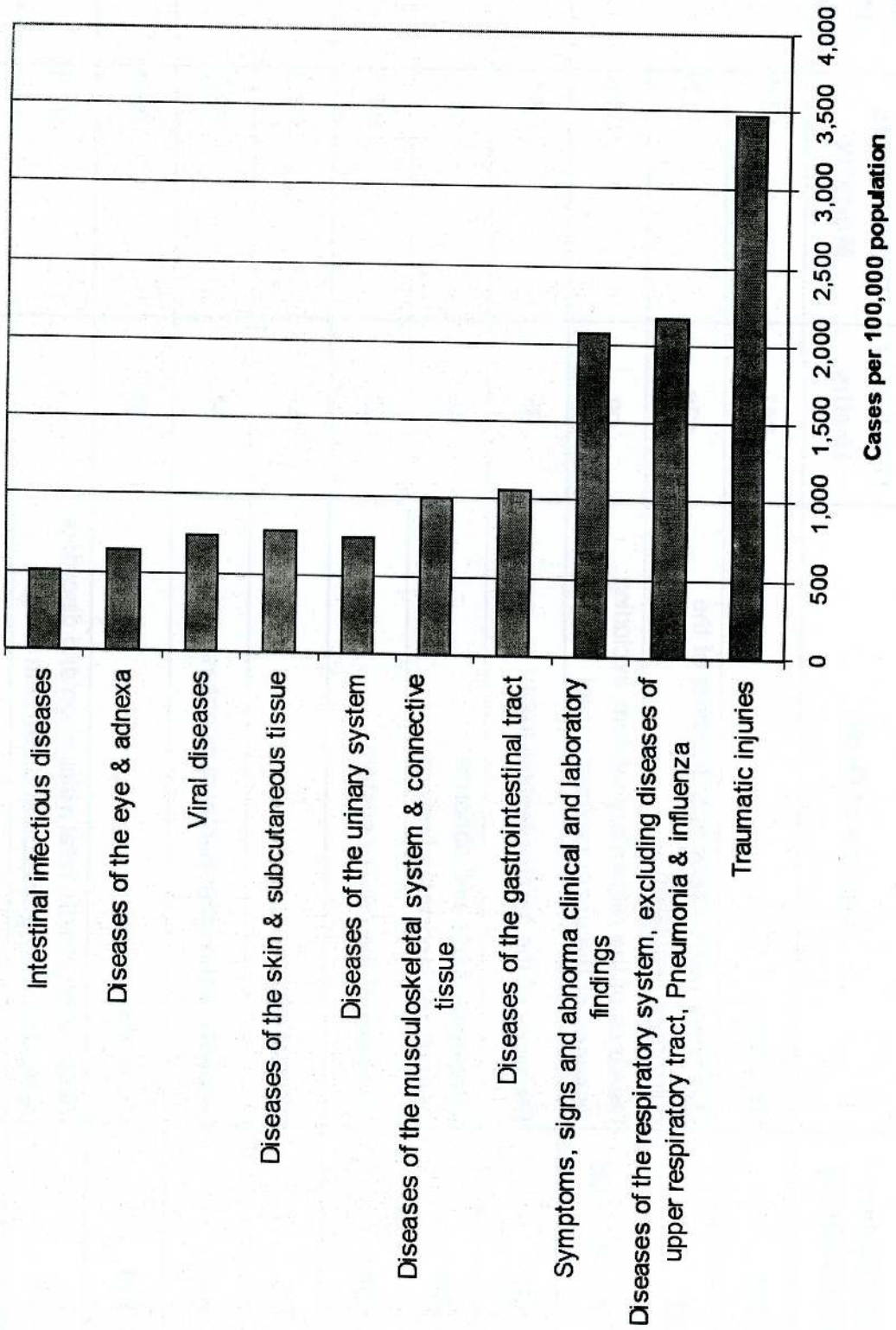


Table No : 16 Leading Causes of Hospital Deaths in Jaffna District : 2008

Rank order	ICD Code (10th Revision)	Causes of Death	Number of Deaths	Proportionate Mortality	Rate per 100,000 Population
01	C00 - D48	Neoplasms	141	12.6	25.8
02	I26 - I51	Pulmonary heart diseases & diseases of the pulmonary circulation	128	11.5	23.4
03	J20 - J22, J40 - J98	Diseases of the respiratory system, excluding diseases of the upper respiratory tract	96	08.6	17.6
04	K20 - K92	Diseases of the gastrointestinal tract	95	08.5	17.4
05	R00 - R99	Symptoms, signs and abnormal clinical and laboratory findings	58	05.2	10.6
06	N00 - N39	Diseases of the urinary system	53	04.7	09.7
07	J12 - J18	Pneumonia	47	04.2	08.6
08	A20 - A49	Zoonotic & the other bacterial diseases	34	03.0	06.2
09	S00 - T19	Traumatic injuries	32	02.9	05.9
10	P05 - P07	Slow fetal growth, fetal malnutrition and disorders related to short gestation and low birth weight	31	02.8	05.7
A00 - T98, Z35, Z00-Z13, Z30.2, Z40- Z54, W54		All causes	1117	100	204

Source : IMMR - 2008

Leading Causes of Hospital Deaths in Jaffna District - 2008

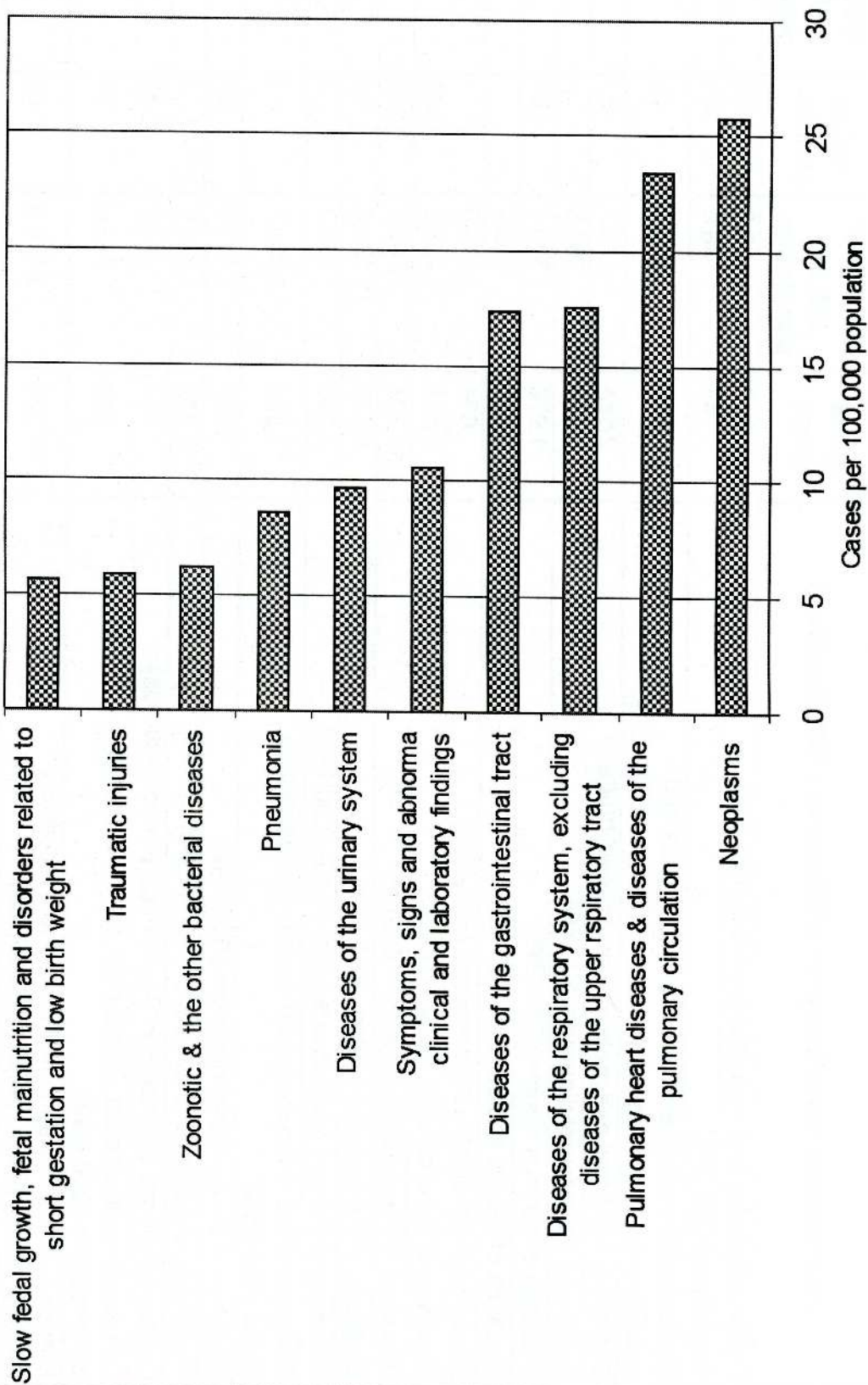


Table No : 17 Trends in Hospital Morbidity & Mortality by Broad Disease Groups - 2008

S.No	International classification of Diseases (10th Revision)	No of cases	Cases per 100,000 population	No of deaths	Death per 100,000 population
1	Certain infedtoius and Parasitics diseases(A00-B99)	7,977	1,459.2	56	10.2
2	Neoplasms(C00-D48)	748	136.8	141	25.8
3	Diseases of the blood and blood forming organs and certai disorders involving the immune mechanism(D50-D89)	673	123.1	11	2.0
4	Endocrine, nutritional and metabolic diseases(E00-E90)	2,584	472.7	21	3.8
5	Mental and behavioural disorders(F00-F99)	1,993	364.6	-	-
6	Diseases of nervous system (G00-G99)	1,970	360.4	21	3.8
7	Diseases of the eye and adnexa (H00-H59)	3,551	649.6	-	-
8	Diseases of ear and mastoid process (H60-H95)	634	116.0	-	-
9	Diseases of the circulatory system (I00-I99)	6,518	1,192.3	344	62.9
10	Diseases of the respiratory system (J00-J99)	15,304	2,799.5	144	26.3
11	Diseases of the digestive system (K00-K93)	6,186	1,131.6	98	17.9
12	Diseases of the skin and subcutaneous tissue (L00-L99)	4,293	785.3	2	0.4
13	Diseases of the musculoskeletal system and connective tissue (M00-M99)	5,500	1,006.1	3	0.5
14	Diseases of the geitourinary system (N00-N99)	7,837	1,433.6	53	9.7
15	Pregnancy, childbirth and puerperium (O00-O99)	10,881	1,990.4	3	0.5
16	Certain conditions originating in the perinatal period (P00-P96)	513	93.8	41	7.5
17	Congenital malformation, deformation and chromoomal abnormalities (Q00-Q99)	618	113.0	24	4.4
18	Symtoms, signs and abnormal clinical and laboratory findings, not elswere classified (R00-R99)	11,364	2,078.8	58	10.6
19	Injury, poisoning and certai other consequences of external causes (S00-T98)	23,845	4,361.8	94	17.2

Source : IMMR, 2008

Table No : 18 Indoor Cancer Patients, 2005 - 2008

Particulars of discharged cancer patients (Hospital) - Jaffna District

S/N	Name of Disease and ICD Code	2005		2006		2007		2008	
		Life Discharge	Death	Life Discharge	Death	Life Discharge	Death	Life Discharge	Death
1	Malignant neoplasm of lip, oral cavity and pharynx (C00-C14)	327	17	162	18	80	13	81	15
2	Malignant neoplasm of oesophagus (C15)	145	15	150	22	86	22	68	17
3	Malignant neoplasm of stomach (C16)	56	06	29	04	20	02	20	04
4	Malignant neoplasm of colon (C18)	22	-	11	-	06	01	10	02
5	Malignant neoplasm of recto sigmoid junction, rectum, anus and anal canal (C19-C21)	23	01	25	03	12	03	26	10
6	Malignant neoplasm of liver and intrahepatic bile duct (C22)	27	11	14	07	12	04	23	08
7	Malignant neoplasm of pancreas (C25)	03	01	01	01	04	02	01	03
8	Other malignant neoplasm of digestive organs (C17, C23, C24, C26)	07	04	05	01	03	02	04	02
9	Malignant neoplasm of larynx (C32)	50	03	47	06	30	08	29	07
10	Malignant neoplasm of trachea, bronchus and lung (C33 - C34)	58	10	46	07	22	11	27	09
11	Malignant neoplasm of other respiratory and intrathoracic organs (C30, C31, C37-C39)	09	-	02	-	03	01	01	02
12	Malignant neoplasm of bone and articular cartilage (C40, C41)	21	-	20	02	10	01	06	01
13	Melanoma and other Malignant neoplasm of skin (C43, C44)	05	-	07	-	02	-	06	-
14	Malignant neoplasm of mesothelial and soft tissue (C45, C49)	14	-	11	02	01	01	01	01
15	Malignant neoplasm of breast (C50)	203	07	71	05	83	11	47	11
16	Malignant neoplasm of cervix uteri (C53)	107	02	96	02	30	04	41	05
17	Malignant neoplasm of other and unspecified parts of uterus (C54, C55)	09	01	03	-	01	-	01	01
18	Malignant neoplasm of Placenta (C58)	12	-	01	-	01	-	-	-
19	Malignant neoplasm of female genital organs (C51, C52, C56, C57)	91	02	48	05	26	06	17	04

S/N	Name of Disease and ICD Code	2005		2006		2007		2008	
		Life Discharge	Death	Life Discharge	Death	Life Discharge	Death	Life Discharge	Death
20	Malignant neoplasm of prostate (C61)	45	02	20	01	22	02	18	04
21	Malignant neoplasm of other male genital organs (C60, C62, C63)	17	01	21	02	18	03	08	-
22	Malignant neoplasm of bladder (C67)	17	-	13	01	18	03	10	01
23	Malignant neoplasm of other parts of the urinary tract (C64 - C66, C68)	05	01	06	-	10	03	01	02
24	Malignant neoplasm of eye and adnexa (C69)	-	-	02	-	02	01	-	-
25	Malignant neoplasm of brain (C71)	24	02	19	02	18	01	16	02
26	Malignant neoplasm of other parts of the central nervous system (C70, C72)	-	-	09	02	01	02	04	-
27	Malignant neoplasm of thyroid gland (C73)	31	02	19	03	08	08	08	02
28	Malignant neoplasm of other endocrine, ill-defined, secondary and unspecified sites (C74, - C80, C97)	74	24	63	33	25	10	16	05
29	Hodgkin's disease (81)	25	03	18	02	09	07	09	06
30	Leukemia (C91 - C95)	79	15	64	08	15	03	16	09
31	Malignant neoplasm of other lymphoid haematopoietic and related tissue (C82-C85, C88-C90, C96)	83	04	49	10	34	03	27	04
32	In situ neoplasm (D00-D09)	-	-	01	-	05	-	05	02
33	Benign neoplasm (D10-D36)	496	01	310	02	254	-	195	-
34	Neoplasm of uncertain or unknown behaviour (D37-D48)	26	02	36	01	08	01	06	02
	Total	2,111	137	1,399	152	879	139	748	141

Source : IMMR

Table No : 19 Performance of Indoor Facilities : 2008

Name of AGA's Division	Hospital	No. Dis-charges	Deaths		No. of Beds	No. of Bed days	Bed Occu-pancy rate	Births			Still Birth Rate	Mater-nity Beds	Total O.P.D. Visit
			No.	Rate (a)				Total Birth	Still Birth	Live Birth			
Vadamaradchi North	BH Point Pedro	10,014	46	04.6	264	33,143	34.4	726	12	714	16.5	39	101,435
	DH Valvettithurai	2,446	08	03.3	80	19,819	67.9	113	-	113	-	18	68,988
	PMCU Point Pedro	-	-	-	-	-	-	-	-	-	-	-	-
Vada South West	DH Karaveddy	83	-	-	10	139	3.8	14	-	14	-	10	39,897
	DH Maruthankerny	-	-	-	32	-	-	-	-	-	-	06	-
Vadamaradchi East	DH Ampan	-	-	-	-	-	-	-	-	-	-	-	7,555
	PMCU Mulliyar	-	-	-	-	-	-	-	-	-	-	-	-
Thenmaradchi	BH Chavakachcheri	5,214	10	1.92	48	9,918	56.6	144	-	144	-	12	98,033
	DH Kodikamam	685	-	-	20	1,315	18.01	11	-	11	-	10	26,137
	DH Varany	-	-	-	-	-	-	-	-	-	-	-	10,314
	PMCU Kaitthy	-	-	-	-	-	-	-	-	-	-	-	10,898
Valikamam North	BH Tellippalai	4,526	13	02.9	102	22,771	61.2	101	-	101	-	10	74,577
	DH Alaveddy	44	-	-	05	79	4.33	22	-	22	-	05	31,958
	PMCU Kankesanthirai	-	-	-	-	-	-	-	-	-	-	-	-
	PMCU Palaly	-	-	-	-	-	-	-	-	-	-	-	-
Vail South	PMCU Chunnakam	-	-	-	-	-	-	-	-	-	-	-	20,739
	PMCU Erialai	-	-	-	-	-	-	-	-	-	-	-	10,528
	PMCU Inuvil	-	-	-	-	-	-	-	-	-	-	-	20,204
	PMCU	-	-	-	-	-	-	-	-	-	-	-	-
	Punnalakadduvan	-	-	-	-	-	-	-	-	-	-	-	27,462
	PMCU Uduvil	-	-	-	-	-	-	-	-	-	-	-	28,024
Vail East	DH Atchuvely	3,368	02	0.6	60	11,949	54.6	149	01	148	6.7	11	70,116
	DH Kopay	3,308	07	02.1	57	9,015	43.3	33	01	32	-	11	60,690
	PMCU Puttur	-	-	-	-	-	-	-	-	-	-	-	21,342
PMCU Urumpirai	-	-	-	-	-	-	-	-	-	-	-	32,215	

Cont.....

Name of AGA's Division	Hospital	No. Dis- charges	Deaths		No. of Beds	No. of Bed days	Bed Occu- pancy rate	Births			Still Birth Rate	Mater- nity Beds	Total O.P.D. Visit
			No.	Rate (a)				Total Birth	Still Birth	Live Birth			
Vali East	DH Atchuveley	3,368	02	0.6	60	11,949	54.6	149	01	148	6.7	11	70,116
	DH Kopay	3,308	07	02.1	57	9,015	43.3	33	01	32	-	11	60,690
	PMCU Ruttur	-	-	-	-	-	-	-	-	-	-	-	21,342
	PMCU Urumpirai	-	-	-	-	-	-	-	-	-	-	-	32,215
Nallur	DH Kondavil	19	-	-	15	26	-	04	-	04	-	08	26,151
	DH Kokuvil	-	-	-	-	-	-	-	-	-	-	-	16,169
Vali West	DH Chankanai	4,147	08	01.9	75	13,487	49.3	153	01	152	6.5	16	69,793
	DH Pandatharippu	582	-	-	39	1,371	9.63	12	-	12	-	13	26,954
	DH Vaddukodai	606	-	-	21	1,731	22.6	36	-	36	-	05	32,788
	PMCU Tholpuram	-	-	-	-	-	-	-	-	-	-	-	18,626
Vali South West	PMCU Vaddukodai	-	-	-	-	-	-	-	-	-	-	-	11,527
	DH Manipay	-	-	-	-	-	-	-	-	-	-	-	24,888
Jaffna	PMCU Iavalai	-	-	-	-	-	-	-	-	-	-	-	20,209
Island North	DH Gurunagar	29	-	-	06	64	2.92	16	01	15	-	06	38,841
	BH Kayts	1,754	-	-	59	2,774	12.9	18	01	17	55.6	10	29,927
Karainagar	DH Analaitivu	266	01	03.8	19	744	10.7	05	-	05	-	07	12,111
	DH Karainagar	1,390	02	01.4	33	3,933	32.7	40	-	40	-	07	31,337
Delft	DH Delft	538	01	01.9	31	1,779	15.7	11	-	11	-	09	18,199
	DH Pungudutivu	-	-	-	-	-	-	-	-	-	-	-	4,701
Island South	DH Nainativu	948	02	02.1	38	2,073	14.9	13	-	13	-	08	13,922
	DH Velanai	563	-	-	20	1,333	18.3	27	-	27	-	04	19,094
	DH Mandaitivu	-	-	-	-	-	-	-	-	-	-	-	-
	Sub Total	40,530	100	2.5	1,034	137,463	37.5	1648	17	1,631	10.3	227	1,204,857
Jaffna	Teaching Hospital	79,348	1016	12.8	1,319	308,438	64.1	5020	59	4,961	11.8	132	239,302
	Grand Total	119,878	1,116	09.3	2,353	445,901	52.6	6,668	76	6,592	11.4	359	1,444,161

Source :Statistics unit, RDHS. Office, Jaffna.

Table No : 20 Availability of Ambulance (as at 31.12.2008)

S/N	Institutions	Availability of ambulance
1	BH Point Pedro	2 No.
2	BH Tellipalai	1 No.
3	BH Chavakachcheri	1 No.
4	BH Kayts	1 No.
5	DH Valvettithurai	1 No.
6	DH Delft	1 No.(Auto)
7	DH Analaitivu	1 No. (Auto)
8	DH Atchuvely	1 No.
9	DH Chankanai	1 No.
10	DH Karainagar	1 No.
11	DH Kopay	1 No.
12	DH Nainativu	1 No. (Auto)
12	DH Pandertharippu	1 No.
13	DH Maruthankerny	1 No.
14	DH Vaddukoddai	1 No.
15	DH Velanai	1 No.
16	DH Alveddy	1 No.
17	DH Karaveddy	1 No.
18	DH Kodikamam	1 No.
19	DH Kondavil	1 No.
20	Cancer Unit Telipalai	1 No.
21	TH Jaffna	6 Nos.

Source :RDHS. Office, Jaffna

Table No : 21 Transfer of Patients to other Hospitals- 2008

S/N	Name of Hospital	No.of transfers out	Average no.of transfers per month
1	BH Point Pedro	1,210	101
2	BH Tellippalai	662	55
3	BH Chavakachcheri	1,761	147
4	BH Kayts	662	55
5	DH Valvettithurai	158	13
6	DH Delft	83	7
7	DH Analaitivu	36	3
8	DH Atchuvvely	661	55
9	DH Chankanai	1,219	102
10	DH Karainagar	367	31
11	DH Kopay	1,191	99
12	DH Nainativu	94	8
13	DH Pandatharippu	174	15
14	DH Vaddukoddai	246	21
15	DH Velanai	173	14
Total		8,697	725

Source :Statistics unit, RDHS. Office, Jaffna.

Table : No 22 Immunization

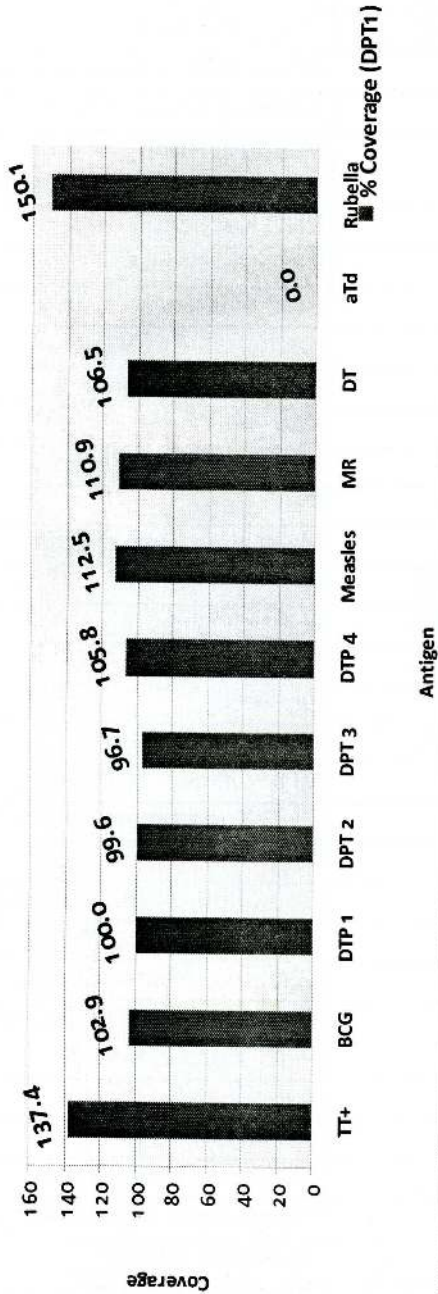
No.		2001	2002	2003	2004	2005	2006	2007	2008
B.C.G									
01	Infants 1 st dose	7,762	8,256	9,856	11,105	11,100	9,937	8,147	7,195
	2 nd dose	691	276	320	877	261	647	516	273
	Pre School Children	691	-	824		644	758	459	332
Triple Vaccine(DPT)									
02	(a) Under 1 Year 1 st dose	8,167	7,882	9,204	9,428	9,895	8,711	7,589	6,992
	2 nd dose	8,604	7,751	9,288	9,142	9,535	8,722	8,217	6,961
	3 rd dose	8,526		9,296	8,972	9,361	8,600	8,316	6,763
	(b) 1-4 Year 1 st dose	01	-	10	02	-	-	-	-
	2 nd dose	09	-			-	-	-	-
	3 rd dose	10	-	04	92	335	1	-	-
	4 th dose	8,535	8,208	9,613	9,138	8,464	8,620	8,173	7,400
	Oral Polio Vaccine (Pv)								
03	(a) Under 1 Year 1 st dose	7,561	7,922	9,187	9,439	9,727	8,650	7,587	6,853
	2 nd dose	7,696	8,338	9,277	9,135	9,320	8,708	8,205	6,683
	3 rd dose	7,421	8,738	9,372	8,865	9,246	8,574	8,303	6,644
	(b) 1-4 Year 1 st dose	01	03	10	06	14	-	-	-
	2 nd dose	15	13		08	-	-	-	-
	3 rd dose	95	90	07	02	-	1	-	-
	4 th dose	6,679	8,447	9,656	9,104	6,496	8,507	7,849	7,338
	School Entry (At five years 5th dose)	4,611	-	-	-	-	10,207	13,227	7,476
Extra dose	-	-	-	-	-	-	190	118	

Cont.....

No.		2001	2002	2003	2004	2005	2006	2007	2008
	Measles Vaccine								
04	(a) 9 months - Under 1 year	7,613	7,999	9,243	9,288	9,291	8,779	8,151	7509
	(b) 1 year - Under 3 years	294	642	134	815	191	70	45	357
	Double Vaccine(DT)								
	1 st dose	-	768	-	-	-	-	25	-
05	2 nd dose	-	5,212	-	-	-	-	-	-
	3 rd dose	-	-	-	-	-	-	-	-
	4 th dose	-	-	-	-	77	-	02	-
	School Entry (At five years 5th dose)	9,065	5,549	7,712	9,394	9,610	10,076	1364	7447
	Tetanus toxoid (TT)								
	(a) Pregnant women 1 st dose	4,459	2,879	3,299		3,650	3,578	3,042	3002
	2 nd dose	2,359	2,698	3,025	3,311	3,326	3,157	2,920	2845
	3 rd dose	2,077	2,310	2,532	2,477	2,749	2,391	2,050	1929
	4 th dose	1,478	1,857	1,810	1,725	2,895	1,592	1,195	1054
	5 th dose	1342	1,110	1311	1417	1179	1018	661	596
	Not indicated	396	1,138	1306	1017	1608	1358	765	181
	(b) Other (Trauma) 1 st dose	41,509	34,237	32,237	30,616	24,647	25,472	21,377	14095
	2 nd dose	9,804	9,552	8,756	8,534	6,951	5,214	4,962	3717
	3 rd dose	913	1,261	1,592	2,491	2,418	2,001	2,171	1871

RE Unit, RDHS office, Jaffna.

EPI Immunization Coverage (DPT1) - 2008, Jaffna District



EPI Immunization Coverage (Est. Births) - 2008, Jaffna District




Table No : 23 Particulars Maternal & Child of Clinic Locations

S/N	MOH Area	Clinic	MOH Clinic locations at present
1	Chavakachcheri (14)	FPC	DH Chavakachcheri*
		ANC WBC FPC WWC	DH Kodikamam*
		ANC WBC FPC WWC	DH Varany*
		ANC WBC FPC WWC	PMCU Kaithady*
		ANC WBC WWC	MOH Office, Chavakachcheri*
		ANC WBC WWC	Kaithady North, WRDS
		ANC WBC WWC	Madduvil North, Vetpillai Community Centre
		ANC WBC WWC	PHC Kachchai*
		ANC WBC WWC	PHC Manthuvil*
		ANC WBC	PHC Madduvil *
		ANC WBC WWC	Kachchai VC Office
		ANC WBC	Navatkuli VC Office
		ANC WBC	Ketpali
		ANC WBC WWC	Nunavil Public Library
		ANC WBC WWC	PHC Ushan*
		ANC WBC WWC	Meesalai North WRDS
		2	Point Pedro (25)
ANC WBC FPC WWC	DH Valvetithurai*		
ANC WBC FPC WWC	DH Karaveddy*		
ANC WBC FPC	DH Ampan*		
ANC WBC FPC WWC	PMCU Point Pedro*		
ANC FPC	MOH Office, Point Pedro*		
ANC WBC WWC	PHC Kudaththanai North*		
ANC WBC WWC	PHC Thondamanaru*		
ANC WBC	Point Pedro South clinic centre		
ANC WBC WWC	Katkovalam Community Centre		
ANC WBC	Mathanai Mathar Society		
ANC WBC	Thikkam Community Centre		
ANC WBC WWC	PHC Viyaparimoolai*		
ANC WBC	Kaddaiveely Library		
ANC WBC	Vathiri CC		
ANC WBC	Imaijanan clinic centre		
ANC WBC	Vigneswara Private Home		
ANC WBC	Solankan Library		
ANC WBC	Maniyakaran thoddam Library		
ANC WBC	Kapputhu Library		
ANC WBC	Udupiddy Health centre		
ANC WBC WWC	PHC Kottawaththai*		
ANC WBC	Alvai VC		
ANC WBC WWC	PHC Thumpalai*		
WBC ANC	Udppiddy VC		

Cont.....

S/N	MOH Area	Clinic	MOH Clinic locations at present		
3	Tellippalai (12)	ANC WBC FPC WWC	DH Tellippalai		
		ANC WBC FPC WWC	DH Alaveddy*		
		ANC WBC FPC WWC	PMCU Uduvil*		
		ANC WBC FPC WWC	PMCU Inuvil*		
		ANC WBC FPC WWC	PMCU Erlalai*		
		ANC WBC FPC WWC	PMCU Punnalaikadduvan*		
		ANC WBC FPC WWC	PMCU Chunnakam*		
		ANC WBC	WRDS Erlalai		
		ANC WBC	PHC Kulamankal*		
		ANC WBC	PHC Kuddiyapulam*		
		ANC WBC	PHC Alaveddy*		
		ANC WBC	PHC Thavady*		
		ANC WBC	Malvam Church		
		WBC	PHC Seenankaladdy*		
		WBC	PHC Evinai*		
		WBC	Pannalai		
		ANC WBC WWC	Kantharodai library		
		ANC WBC WWC	Mylinkadu WRDS		
		WBC	PHC Sanguvely*		
		4	Kopay (18)	ANC WBC	DH Atchuvvely*
ANC WBC FPC	DH Kopay*				
ANC WBC FPC	DH Kondavil*				
ANC WBC FPC	PMCU Urumpirai				
ANC WBC FPC	PMCU Kokuvil				
ANC WBC FPC	PMCU Puttur*				
ANC WBC	MOH Office Kopay*				
ANC WBC	PHC Atchelu*				
ANC WBC	PHC Urelu *				
ANC WBC	PHC Watharawaththai*				
ANC WBC	PHC Siruppidy*				
ANC WBC	Irupalai				
ANC WBC	PHC Idaikaddu *				
ANC WBC	Kaddapirai				
ANC WBC	Ariyalai Library				
ANC WBC	Thirunelvly Kalamanram				
ANC WBC	PHC Neervely *				
ANC WBC	RDS Kokuvil				
5	Manipay (24)			ANC WBC FPC	MOH Office Manipay*
				ANC WBC FPC	DH Chankanai*
		ANC WBC FPC	DH Vaddukoddai*		
		ANC WBC FPC	DH Pandatharippu*		
		ANC WBC FPC	DH Manipay*		
		ANC WBC FPC	PMCU Illavalai		
		ANC WBC FPC	PMCU Tholpuram		

Cont.....

S/N	MOH Area	Clinic	MOH Clinic locations at present
5	Manipay (24)	ANC WBC FPC	PMCU Vaddukodai*
		WBC	Inpasolai
		ANC WBC	PHC Pannakam*
		ANC WBC	PHC Piranpattu*
		ANC WBC	RDS Kaddudai
		ANC WBC	RDS Suthumalai
		ANC WBC	Co-operativ Hospital, Moolai
		ANC WBC	PHC Chavatkadu*
		ANC WBC	PHC Mulli*
		ANC WBC	Anaikodai
		ANC WBC	Mathagal
		ANC WBC	Sillalai
		ANC WBC	Siruvilan
		ANC WBC	Chulipuram West
		WBC	Araly East
		WBC	Alangulai
		ANC WBC	YMCA Navaly
6	Kayts (13)	WBC ANC FPC WWC	DH Pungudutivu*
		WBC ANC FPC WWC	DH Delft*
		WBC ANC FPC WWC	DH Kayts*
		WBC ANC FPC WWC	DH Karainagar*
		WBC ANC FPC WWC	DH Analaitivu*
		WBC ANC FPC WWC	DH Nainativu*
		WBC ANC FPC WWC	DH Velanai*
		WBC ANC	PHC Puliyankoodal*
		WBC ANC	PHC Naranthanai*
		WBC ANC	PHC Eluvaitivu*
		WBC ANC	Allaipitty
		WBC ANC	Mandaitivu
		WBC ANC	Saravanai
		7	Jaffna (10)
ANC WBC WWC	Nallur PHC		
ANC WBC WWC FPC	MH Ariyalai		
ANC WBC WWC FPC	Samiyar veethy PHC		
ANC WBC WWC	Paasaiyoor MH		
ANC WBC WWC FPC	PHC Pomaiveli		
ANC WBC WWC	MH Navalar		
ANC WBC FPC	Vannarpanai PH		
ANC WBC WWC	Kantharmadam PHC		
ANC WBC FPC	MH Jupilic centre		

*- Building belongs to Health Dept.

Source: MOHH office

Table No : 24 New Acceptors of Family Planning 2006 - 2008

S/N	METHOD	2006	2007	2008
01	Permanent Method	1,153	1,248	1,032
02	Temporary Methods	9,273	5,448	4,571
03	Eligible couples	79,828	77,731	74,726
04	Percentage of new accepters	13.0	8.6	7.5

Source :MOMCH unit, RDHS. Office, Jaffna.

Table No : 25 Family Planning Particulars - 2008

Family Planning new acceptors by MOH Areas and methods of year

S/N	MOH Area	Pills	Depo	IUCD	Total
1	Chavakachcheri	123	287	39	449
2	Point Pedro	104	476	106	686
	Karaveddy				
	Ampan				
3	Kayts	66	274	16	356
	Velanai				
4	Tellippalai	153	477	37	667
5	Manipay	232	537	63	832
	Chankanai				
6	Kopay	191	636	60	887
7	Jaffna	105	509	80	694
Total		974	3,196	401	4,571

Source :MO/MCH unit, RDHS. Office, Jaffna.

Table No: 26 Antinatal Care - 2008

S/N	MOH Area	No. of Antenatal Mothers
1	Chavakachcheri	587
2	Point Pedro	1,171
	Karaveddy	
	Ampan	
3	Kayts	522
	Velanai	
4	Tellippalai	1,033
5	Manipay	1,409
	Chankanai	
6	Kopay	1,248
7	Jaffna	984
Total		6,954

Source :MO/MCH unit, RDHS. Office, Jaffna.

Table No : 27 Thripasha Supply - 2008

Avg. number of beneficiaries per month by MOH Area)

S/N	MOH Area	6 - 12 Months	1 - 2 Years	2 - 5 Years	Ante Natal Mothers	Lactating Mothers
1	Chavakachcheri	380	492	921	453	372
2	Point Pedro	525	991	861	645	454
	Karaveddy					
	Ampan					
3	Kayts	242	445	374	472	350
	Velanai					
4	Tellippalai	414	628	293	575	302
5	Manipay	554	723	119	717	407
	Chankanai					
6	Kopay	513	502	708	747	379
7	Jaffna	430	694	691	105	357
Total		3,058	4,475	3,967	3,714	2,621

Source: RDHS office, Jaffna

Table No : 28 Corn Soya Blend Supply - 2008

S/N	MOH Area	Avg. no of beneficiaries per month					
		No. of Antinatal Mothers	No. of Lactating Mothers	No. of Infants (6 - 12 Months)	No. of children 1 - 3 Yrs	No. of children 3 - 5 Yrs	
1	Chavakachcheri	239	174	186	610	588	
2	Point Pedro	438	317	328	1,205	1,116	
	Karaveddy						
	Ampan						
3	Kayts	416	306	343	1,165	1,159	
	Velanai						
4	Tellippalai	498	351	372	1,456	1,523	
5	Manipay	494	351	427	1,335	1,361	
	Chankanai						
6	Kopay	271	214	229	918	964	
7	Jaffna	489	202	267	595	770	
	Total	2,845	1,915	2,152	7,284	7,481	

Source: RDHS office, Jaffna

Table No: 29 Building Application Inspections - 2008

S/N	MOH Area	Building applications inspected	Building applications approved	% of approved
1	Point Pedro	404	380	94.0
2	Chavakachcheri	433	419	96.7
3	Kopay	276	241	87.3
4	Tellippalai	250	232	92.8
5	Manipay	79	79	100
6	Kayts	117	108	92.3
7	Jaffna	126	57	45.2
Total		1,685	1,516	89.9

Source: MOHH office

Table No : 30 Jaffna District Particulars Regarding the IDPs in Welfare Centres

Reporting Month : 31st December 2008

S/N	Name of Divisional Secretariat	No.of welfare centres	No.of families	No.of persons			Age			
				Male	Female	Total	Under 18	18 - 60	Over 60	Total
1	Jaffna	3	62	104	141	245	131	82	32	245
2	Nallur	1	17	30	36	66	26	36	4	66
3	Sandiilipay	6	68	162	172	334	122	131	81	334
4	Chankanai	9	401	760	802	1,562	627	775	160	1,562
5	Uduvil	15	544	949	1,014	1,963	730	1,111	122	1,963
6	Tellippalai	11	528	925	993	1,918	702	1,123	93	1,918
7	Kopay	6	275	500	524	1,024	489	489	46	1,024
8	Karaveddy	5	84	147	171	318	136	154	28	318
9	Point Pedro	10	384	695	652	1,347	596	658	93	1,347
10	Maruthankerny	3	271	504	515	1,019	458	505	56	1,019
11	Velanai	-	-	-	-	-	-	-	-	-
12	Kayts	-	-	-	-	-	-	-	-	-
13	Karinagar	-	-	-	-	-	-	-	-	-
14	Delft	-	-	-	-	-	-	-	-	-
15	Thenmaradchchi	-	-	-	-	-	-	-	-	-
Total		66	2,572	4,672	4,879	9,551	3,886	4,982	683	9,551

Source: MOHH office

Table No : 31 School Sanitation Survey - 2008

S/N	MOH area	No.of School	Number of children			Requirement		Available at present		Deficit (Need)	
			Male	Female	Total	Toilet	Urinal	Toilet	Urinal	Toilet	Urinal
1	Point Pedro	67	10551	10784	21335	293	106	352	403	41	08
2	Chavakachcheri	55	4825	5211	10036	235	310	235	308	-	02
3	Kopay	58	10093	9322	19415	305	487	264	462	41	25
4	Tellippalai	56	7707	8019	15726	290	102	276	94	14	08
5	Manipay	75	11174	11631	22805	344	622	324	602	20	20
6	Kayts	50	3989	3836	7825	276	113	214	84	62	29
7	Jaffna	41	12221	12209	24430	650	600	606	507	44	93
Total		402	60560	61,012	121,572	2,393	2,340	2,271	2,460	222	185

Source: MOHH office

Table No : 32 Particulars of Notifications - 2008

S/N	MOH Area	No.of notifications received	Investigation done	
			Nos.	%
1	Point Pedro	124	120	96.7
2	Chavakachcheri	53	50	94.3
3	Kopay	476	461	96.8
4	Tellippalai	205	193	94.1
5	Manipay	314	298	94.9
6	Kayts	99	88	88.8
7	Jaffna	238	216	90.7
Total		1,509	1,426	94.5

Source: MOHH office

Table No : 33 Availability of Vehicle for Preventive Sector Staff

S/N	MOH Area	MOH (pick up / van)	SPHI / PHI		SPHM / PHM	
			In position	No. of motorbikes	In position	No. of mopeds
1	Point Pedro	01	13	13	26	26
2	Chavakachcheri	01	09	09	19	17
3	Kopay	01	12	12	27	27
4	Tellippalai	01	10	08	22	22
5	Manipay	01	12	10	23	19
6	Kayts	01	10	06	13	13

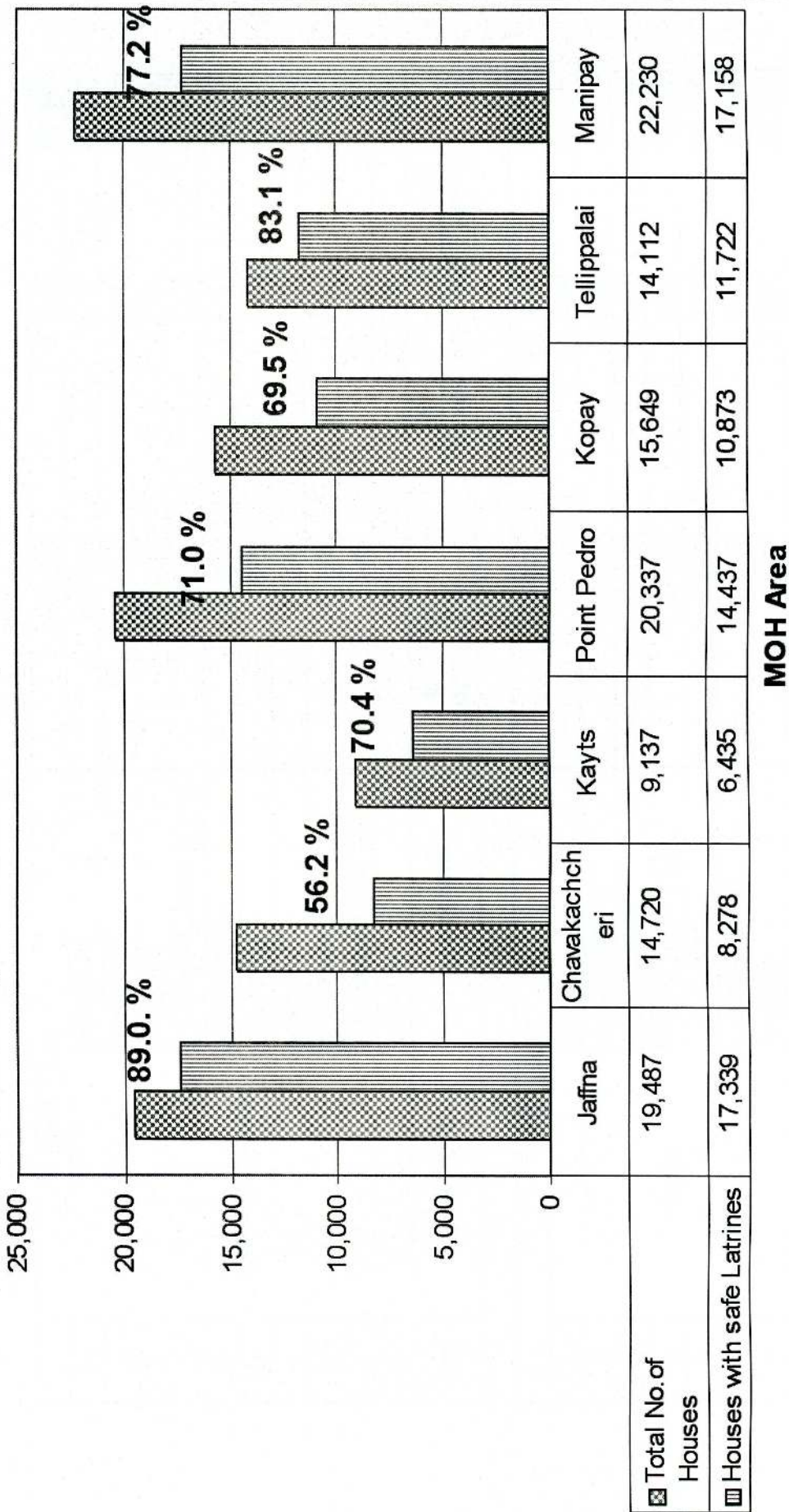
Source: MOHH office

Table No : 34 Latrine Constructions - 2008

S.No.	MOH Area	Number of new latrines constructed
1	Point Pedro	275
2	Chavakachcheri	139
3	Kopay	320
4	Tellippalai	138
5	Manipay	280
6	Kayts	54
7	Jaffna	49
Total		1,255

Source: MOHH office

Accessibility to Safe Latrine , Jaffna District - 2008



MOH Area

Total No. of Houses
 Houses with safe Latrines

Table No : 35 Accessibility to safe Latrines - Jaffna District

S/N	MOH Area	PHI Range	Total No. of Houses	Houses with safe Latrines	
				Nos.	%
1	Jaffna	Ariyalai	2,634	2,383	90.5%
2		Columbuthurai	1,868	1,315	70.4%
3		Gurunagar	3,157	2,659	84.2%
4		Jaffna Town(J.M.C)	3,193	2,943	92.2%
5		Navanthurai	2,489	2,263	90.9%
6		Vannarpannai	3,138	2,968	94.6%
7		Nallur	3,008	2,808	93.4%
Sub Total			19,487	17,339	89.0%
S/N	MOH Area	PHI Range	Total No. of Houses	Houses with safe Latrines	
				Nos.	%
1	Chavakachcheri	Varany	1,818	684	37.6%
2		Chavakachcheri U.C. I	1,716	1,157	67.4%
3		Sarasalai	1,148	445	38.8%
4		Kaithady	2,008	1,046	52.1%
5		Navatkuli	987	513	52.0%
6		Kodikamam	2,731	1,576	57.7%
7		Chavakachcheri U.C.II	1,172	771	65.8%
8		Madduvi	1,150	816	71.0%
9		Meesalai	566	444	78.4%
10		Manthuvi	1,424	826	58.0%
Sub Total			14,720	8,278	56.2%

Cont.....

S/N	MOH Area	PHI Range	Total No. of Houses	Houses with safe Latrines	
				Nos.	%
1	Kayts	Allaipiddy	820	582	71.0%
2		Nainativu	857	664	77.5%
3		Kayts	856	561	65.5%
4		Velanai	1,246	986	79.1%
5		Pungudutivu	634	408	64.4%
6		Karainagar	2,653	2,023	76.3%
7		Delft	923	554	60.0%
8		Naranthanai	642	354	55.1%
9		Analaitivu	506	303	59.9%
Sub Total			9,137	6,435	70.4%

S/N	MOH Area	PHI Range	Total No. of Houses	Houses with safe Latrines	
				Nos.	%
1	Point Pedro	Ampan	804	342	42.5%
2		Thunnalai	2,213	1,352	61.1%
3		Nelliyady	2,697	2,008	74.5%
4		Puloly	1,695	1,399	82.5%
5		Alvai I	1,095	812	74.2%
6		Udupiddy	2,342	1,640	70.0%
7		Karanavai	2,097	1,415	67.5%
8		Valvettithurai	1,996	1,371	68.7%
9		Point Pedro I	1,136	1,025	90.2%
10		Point Pedro II	1,614	1,218	75.5%
11		Thondamanaru	1,034	637	61.6%
12		Alvai II	1,614	1,218	75.5%
Sub Total			20,337	14,437	71.0%

Cont.....

S/N	MOH Area	PHI Range	Total No. of Houses	Houses with safe Latrines	
				Nos.	%
1	Kopay	Urumpirai	2,551	1,549	60.7%
2		Atchuvely I	1,392	858	61.6%
3		Atchuvely II	1,257	891	70.9%
4		Sirupiddy	2,120	1,084	51.1%
5		Kokuvil I	1,276	1,126	88.2%
6		Nallur	1,771	1,552	87.6%
7		Neervely	2,606	1,435	55.1%
8		Puttur	1,566	938	59.9%
9		Kopay	1,496	1,079	72.1%
10		Kondavil	2,165	1,910	88.2%
11		Irupalai	1,139	706	62.0%
12		Kokuvil II	1,320	1,188	90.0%
Sub Total			15,649	10,873	69.5%

S/N	MOH Area	PHI Range	Total No. of Houses	Houses with safe Latrines	
				Nos.	%
1	Tellippalai	Mallakam	1,412	1,126	79.7%
2		Tellippalai	972	715	73.6%
3		Earlalai	1,619	1,368	84.5%
4		Punnalai Kadduvan	1,439	1,122	78.0%
5		Chunnakam I	1,417	1,233	87.0%
6		Chunnakam II	1,890	1,433	75.8%
7		Uduvil	1,605	1,319	82.2%
8		Inuvil	1,939	1,746	90.0%
9		Alaveddy	1,819	1,660	91.3%
Sub Total			14,112	11,722	83.1%

Cont.....

S/N	MOH Area	PHI Range	Total No. of Houses	Houses with safe Latrines	
				Nos.	%
1	Manipay	Pandatharippu	2,006	1,556	77.6%
2		Chulipuram	1,482	1,242	83.8%
3		Vaddukoddai	1,522	1,110	72.9%
4		Araly	2,371	1,922	81.1%
5		Chankanai	2,220	1,976	89.0%
6		Anaikodday	1,381	1,047	75.8%
7		Suthumalai	1,316	929	70.6%
8		Manipay	1,842	1,495	81.2%
9		Ilvalai	1,586	861	54.3%
10		Navaly	924	647	70.0%
11		Moolai	1,735	1,342	77.3%
12		Sithankerny	2,599	2,164	83.3%
13		Sandiipay	1,246	867	69.6%
Sub Total			22,230	17,158	77.2%

Source: MOHH office

Table No : 36 Rabies Control - 2008

S/N	MOH Area	Estimated no of Dogs	No.of dogs vaccinated	% of coverage	No.of Dogs Sterilized
1	Point Pedro	13,264	9,443	71	93
2	Chavakachcheri	8,343	1,332	16	45
3	Kopay	13,799	11,628	84	27
4	Tellippalai	9,645	8,738	91	91
5	Manipay	14,301	8,332	58	26
6	Kayts	5,217	3,292	63	4
7	Jaffna	10,624	4,090	38	167
Total		75,193	46,855	62	453

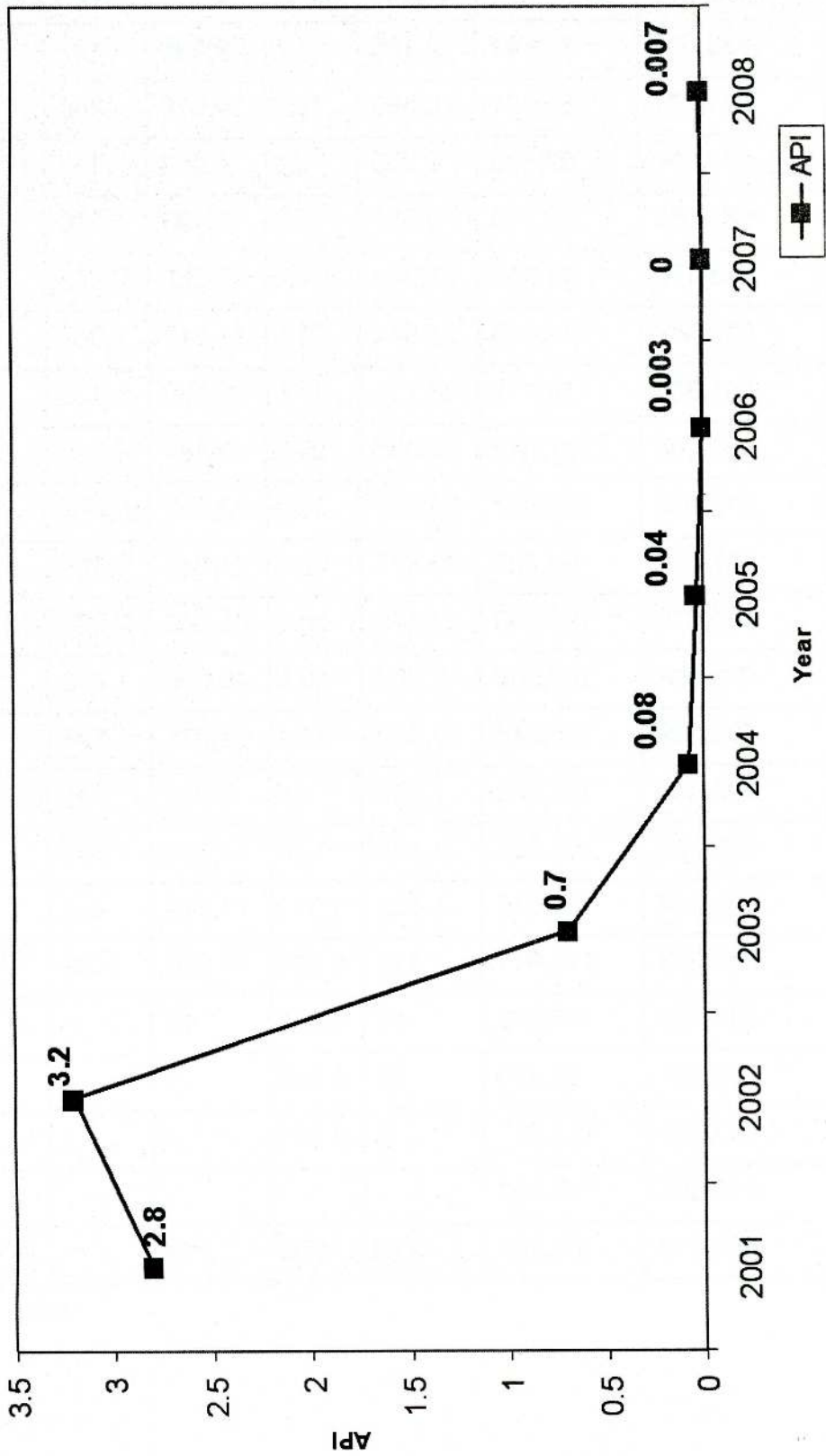
Source : Rabies control unit, RDHS office, Jaffna.

Table No : 37 Incidence of Malaria in Jaffna District 1987 - 2008

Year	Population	No.of BF	(+)ve	SPR	PV	PF	Mixed	API
1987	930,000	36,647	2,185	6	2,036	137	12	2.349
1988	834,000	59,661	10,885	18.2	10,518	353	14	13.052
1989	853,000	67,446	4,253	6.3	4,103	147	3	4.986
1990	853,880	52,110	4,565	8.8	4,193	369	3	5.346
1991	863,178	95,356	23,371	24.5	20,389	2,875	107	27.076
1992	872,847	109,116	23,844	21.9	21,747	2,063	34	27.318
1993	891,304	118,118	20,711	17.5	19,239	1,430	42	23.237
1994	901,988	197,549	52,385	26.5	48,181	4,148	56	58.077
1995	912,812	183,867	36,957	20.1	33,358	3,577	22	40.487
1996	417,810	96,723	25,474	26.3	21,913	3,537	24	60.970
1997	429,010	191,038	38,778	20.3	36,506	2,229	43	90.390
1998	485,064	156,606	47,802	30.5	46,006	1,733	63	98.548
1999	498,299	155,748	32,915	21.1	32,075	824	16	66.055
2000	502,356	146,186	7,242	4.8	6,997	234	11	14.416
2001	478,420	105,389	1,365	1.30	1,159	200	6	2.853
2002	568,164	139,615	1,829	1.310	1,419	401	9	3.219
2003	591,828	110,911	413	0.370	380	33	-	0.698
2004	589,723	117,572	45	0.040	45	-	-	0.076
2005	596,624	83,828	22	0.020	21	-	1	0.037
2006	647,563	113,487	2	0.001	2	-	-	0.003
2007	616,085	113,862	-	-	-	-	-	-
2008	559,619	66,981	04	0.59	04	-	-	0.007

Source: AMC, Jaffna.

JAFFNA DISTRICT MALARIA API 2001 - 2008



Malaria cases by Months for Jaffna District 2002 - 2008

Months	2002			2003			2004			2005			2006			2007			2008		
	Pv	Pf	Total	Pv	Pf	Total	Pv	Pf	Total	Pv	Pf	Total	Pv	Pf	Total	Pv	Pf	Total	Pv	Pf	Total
January	66	19	85	89	11	100	08	-	08	05	01	06	-	-	00	-	-	0	-	-	0
February	47	07	54	51	02	53	05	-	05	03	-	03	-	-	00	-	-	0	-	-	0
March	35	03	38	59	06	65	03	-	03	06	-	06	-	-	00	-	-	0	-	-	0
April	37	-	37	54	07	61	02	-	02	00	-	00	01	-	01	-	-	0	-	-	0
May	85	21	106	30	01	31	01	-	01	02	-	02	-	-	00	-	-	0	-	-	0
June	92	51	143	06	01	07	01	-	01	00	-	00	-	-	00	-	-	0	-	-	0
July	138	99	237	37	02	39	07	-	07	01	-	01	-	-	00	-	-	0	-	-	0
August	187	69	256	17	02	19	13	-	13	01	-	01	-	-	00	-	-	0	-	-	0
September	151	45	196	08	01	09	-	-	00	01	-	01	-	-	00	-	-	0	-	-	0
October	154	30	184	11	-	11	-	-	00	00	-	00	01	-	01	-	-	0	03	-	03
November	239	36	275	07	-	07	01	-	01	02	-	02	-	-	00	-	-	0	-	-	0
December	188	30	218	11	-	11	04	-	04	00	-	00	-	-	00	-	-	0	01	-	01
TOTAL	1419	410	1829	380	33	413	45	-	45	21	01	22	02	-	02	0	0	0	04	-	04

Source: AMC, Jaffna.

Table No : 38 Health Status and Health services Provision Indicators

S.No.	Indicators	2006	2007	2008
1.1	No. of Live Births	9,266	7,671	6,872
1.2	Crude Birth Rate (No. of live births per 1,000 population)	14.8	12.2	12.5
1.3	No. of Deaths	3,948	3,744	3,511
1.4	Crude Death Rate (No. of Deaths per 1,000 population)	6.3	6.0	6.4
1.5	No. of Infant Deaths	141	121	97
1.6	Infant Mortality Rate (No. infant deaths per 1,000 live births)	17.0	15.7	14.2
1.7	No. of deaths of children (1-5) years	21	26	15
1.8	Child Mortality Rate (No. of deaths of children (1-5 yrs) (Per 1000 children of the same age)	0.47	0.54	0.35
1.9	No. of Maternal Deaths	05	05	03
1:10	Maternal Mortality Rate (No. of Maternal deaths 100,000 live births)	53.0	65.0	44.0
HEALTH MANPOWER				
2.1	Medical Officers			
	Number	133	172	182
	No. per 10,000 Population	2.0	3.0	3.3
2.2	AMO/RMO -			
	Number	19	20	19
	No. per 10,000 Population	0.3	0.3	0.3
2.3	Para Medical Staff Nurses -			
	Number	413	409	405
	No. per 10,000 Population	6.6	6.5	7.4
	Pharmacists- Number	30	28	28
	Dispenser- Number	17	44	41
	M.L.T.- Number	10	15	16
2.4	Public Health Midwives			
	Number	80	119	112
	No. per 10,000 Population	1.3	2.0	2.0
2.5	Public Health Inspectors			
	Number	62	81	76
	No. per 10,000 Population	1.0	1.3	1.5
2.6	Public Health Nursing Sisters			
	Number	02	02	02
	No. per 10,000 Population	0.03	0.03	0.03
2.7	Dental Therapists			
	Number	08	08	08
	No. per 10,000 Population	0.1	0.1	0.1

S.No.	Indicators	2006	2007	2008
	HEALTH FACILITIES			
3.1	Hospital Beds			
	Number	2,254	2,323	2,321
	No.per 1000 Population	3.5	3.7	4.2
3.2	Maternity Beds			
	Number	334	360	351
	No.per 1000 Population	0.5	0.6	0.7
3.3	Inpatients total No of discharges	119,619	113,629	119,878
	No.of Discharges per bed	54.0	48.9	51.6
3.4	Bed Occupancy Rate	58.3	58.8	52.6
3.5	Hospital Deaths -			
	Number	1,259	1,137	1,116
	No.per 1000 inpatient discharges	10.5	10.0	9.3
	COMMUNITY HEALTH			
4.1	Percentage of Notified cases investigated			
	- No. notified	1,067	1,654	1509
	No.of Investigated	931	1,508	1426
	% of Investigated	87.2	91.2	94.5
4.2	Percentage of Households with adequate latrine facilities - Rural			
	Urban	65.1	66.8	70.6
	Estate	81.9	83.6	84.3
		-	-	-
4.3	Percentage of Households with availability of safe water			
	Rural	33	34.9	38.8
	Urban	69.2	68.9	69.0
	Estate	-	-	--
4.4	Food Establishments -			
	Total Number	876	619	622
	Number examined	512	619	622
	% of total	58.4	100.0	100.0
4.5	Pregnant Women protected with Tetanus Toxoid			
	Number of Protected	8,860	6,968	6,425
	Total no of registered pregnancies	9,575	8,230	7,931
	% protected	92.5	84.6	81.0
4.6	Pregnancies registered			
	Number of registered	9,575	8,230	7,931
	Est. total pregnancies	9,259	10,652	9,850
	% registered	103.4	77.2	80.5

S.No.	Indicators	2006	2007	2008
4.7	Pregnant Women receiving clinic care			
	No. of first visit	8,920	7,522	7,420
	Total no of registered pregnancies	9,575	8,230	7,931
	% attended clinic	93.1	91.4	93.5
4.8	Deliveries			
	Total No.of Deliveries	9,400	7,748	6948
	Total No.of Live Births	9,266	7,671	6872
	No. of deliveries conducted by trained personel	9,247	7,601	6,922
	% conducted by Trained personel	98.3	99.0	99.6
	Number of babies w ith birth w eight less than 2500 gr.	1,419	1,126	943
	% of low birth w eight babies	15.3	14.6	13.7
4.9	Post Natal Care -			
	No. of mothers receving Post Natal care	7,246	7,156	6,078
	No. of delivery	9,400	7,748	6,455
	% of mothers Postnatal care atleast one postpartam w ith in 10 days	77.1	92.3	94.1
4.10	Infant Care -			
	No. of Infants registered	8,303	7,348	6,596
	Estd. Birth	9,259	10,652	9,850
	% of infants registered	89.7	68.9	66.9
4.11	Family Planning - New Acceptors			
	No.of new acceptors of permanent methods	1,153	1,248	1,032
	No. of current users of modern methods of F.P.	30,209	32,443	35,100
	No. of eligible couples	79,828	77,731	45,284
	% of eligible couple using family planning	37.8	41.7	79.7
4.12	Percentage of Malnurished Children			
	seen at clinics pre - school - 1-2 yrs. Number weighed	40,276	8,904	7,126
	Number below 3rd percentile	9,463	1,419	1,638
	% malnurished	23.4	15.9	22.9
4.13	School Health -			
	School taken up for SMI.	381	399	401
	Total No. of schools	412	401	401
	% of total taken up for SMI.	92.4	99.7	100.0
4.14	School Dental Health -			
	No. of school children	12292	9,799	19,016
	Screened by School Dental Therapist	9,229	8291	13,823
	% of Total No. to be screened	75.0	85.0	72.6

S.No.	Indicators	2006	2007	2008
	SPECIALISED CAMPAIGNS			
5.1	Malaria			
	No. of slides examined	109,722	13,862	66,981
	No. of slides positive for Malaria	02	-	4
	No. of slides positive for Pf.	-	-	-
	No. of houses sprayed	4,153	1,609	344
	Total No. of houses to be sprayed	4,288	1,651	313
	No. of cases of Malaria	02	-	4
	No. of deaths	-	-	-
5.2	TUBERCULOSIS			
	No. of Sputum Examined	1,654	3,681	3,207
	No. of New positive cases	92	125	49
	No. of new cases registered	263	461	393
	Total cases under treatment	280	481	393
	Sputum pulmonary positive cases	103	155	117
	Sputum pulmonary negative cases	102	252	208
	Extrapulmonary	75	74	68
	No. of deaths	15	14	15
	No. of completed treatment	270	280	210
5.3	FILARIASIS			
	No. of persons examined	-	-	-
	No. of positive	-	-	-
	Total attendance at Clinic	-	-	-
5.4	LEPROSY			
	No. of new cases detected	07	21	11
	No. of new cases registered	07	21	11
	Total cases under treatment	05	18	07
	Cases expected to be treated	04	07	09
5.5	S.T.D.			
	No. of cases investigated	2,077	1,340	1,399
	No. Positive	20	03	-
	Syphilis	06	-	-
	Gonorrhoea	12	03	04
	No. treated	36	51	70
	AIDS. No. of HIV.	02	-	-
	Deaths due to AIDS	-	-	-
5.6	RABIES			
	No. of stray dogs eliminated	4,947	2,051	-
	No. of dogs vaccinated	53,673	59,176	46,855
	No. of dogs Sterilized	-	426	453
	No. of cases of Human rabies deaths	08	01	-

Table No : 39 Private Hospitals in Jaffna District - 2008

S/N	MOH Area	Name of the Hospital	Address	Name of the contact person	Contact No.	Fax Email	Bed strength
1	Manipay	Manipay Green Memorial Hospital	Manipay	Mr. S.R.Jesupalan	021 - 222 2747	-	10
2		Co-operative Hospital, Moolai	Karainagar Road, Moolai, Chulipuram	Mr.V. Veluppillai	021 - 222 6474	060 2212533	50
3	Tellippalai	Inuvil McLeod Hospital	K.K.S.Road, Inuvil	Mr..S.R.Jesupalan	021-222 7669	-	-
4	Jaffna	Holy Cross Health Centre	769, Beach Road, Jaffna	Rev. Sr. Clare Swamy	021 - 222 2512	Holyeen@sitnet.lk	40
5		Sugantha Anaipanthi Nursing Home	375, Navalar Road, Jaffna	Mr.N. Kunaratnam	021 - 222 7312	-	23
6		Central Nursing Home (Pvt) Ltd.	350, Palaly Road, Jaffna	Dr.R. Theivendran	021 - 222 2263	-	48
7		Yarl Hospital	Palaly Road, Jaffna	Mr.S. Kulendrarajah	021 - 222 3533	-	09
8	Kopay	St. Luke's Methodist Hospital Missonary	Point Pedro Road, Puttur	Dr.T.W. Jeyakularajah	060 - 221 6461		15

Source: F & DI, RDHS office, Jaffna

Table No: 40 Registered Private Pharmacies in Jaffna District - 2008

S/N	DS Division	No.of registered pharmacies
1	Vali North (Tellippalai)	02
2	Vali South (Uduvil)	06
3	Vali South West (Sandilippay)	06
4	Vali West (Chankanai)	08
5	Thenmaradchchy (Chavakachcheri)	04
6	Vada South West (Karaveddy)	03
7	Vada North (Point Pedro)	06
8	Vali East (Kopay)	10
9	Nallur	04
10	Jaffna	28
11	Island North(Kayts)	01
Total		78

Source: F& DI, RDHS office, Jaffna.

PSYCHIATRIC AND MENTAL HEALTH CARE UNDER THE **RDHS DIVISION, JAFFNA – 2008**

Preamble

Sri Lanka having the majority of Tamil speaking population in the most parts of the areas in the Northern region, which comprising 05 districts, are Jaffna, Kilinochchi, Mannar, Mullaitivu and Vavuniya. For the last 02 decades of long-lasting warfare had caused severe impede in the economy, infrastructure and the population subjected to series of loses and in some way or other traumatized in these districts. As result a number of people seeking psychiatric and psychotherapeutic assistance are on the increase.

The recent past period was given a breathing space for the people to relief of distress and mental pain in various ways such as psychotherapeutic and psychiatric interventions. But the situation changed now in to its reverse pathetically.

In the above backdrop we shall analyze the Mental Health services in the Jaffna District are coming up under the purview of the RDHS Jaffna.

THE GOVERNMENT INSTITUTIONS

1. Base Hospital, Tellipalai

The above Hospital has 02 psychiatric wards, one for male and other for female for the psychiatric inward treatment and management. It is functioning with minimum facilities.

(Human resource and other materials) This is the biggest psychiatric unit for the Northern region, before the closure of the A9 high way it was catering Vavuniya, Mannar, Mullaitivu and Kilinochchi districts in addition to Jaffna District.

This unit is also serves as a teaching unit for medical (08 weeks) and nursing (05 weeks) students and the Trainee Public Health Inspectors (PHI) and Trainee Family Health Workers (FHW) as well. However this unit is severely handicapped due to want of staff and equipments.

STAFF POSSITION IN THE BH TELLIPALAI - 2008

S.No	Staff in position	Approved cadre	Existing staff	Need
01	Consultant psychiatrist	01	01 Dr.S.Sivayokan (visiting from G.H.J)	01
02	M.O Psychiatry	01	01 Transferred Temporarily from G.H.J	02
03	M.O Mental Health	-	Nil	01
04	Nursing Officer	10	05	05
05	Psychiatric Social worker	01	01 PHI trained as Psychiatric Social worker	01
06	Occupational therapists	01	-	02
07	Trained psychiatric Nurse	08	02	06
09	Attendants	14	13	01
10	Labours	04	03	01

This hospital is functioning in a rented building as its original building fallen under the High Security Zone, Tellipalai. During the MOU period, the Base Hospital, Tellipalai was renovated and some buildings were newly constructed, including the psychiatric unit. The present rented building is facing difficulties of physical improvements.

Multi Disciplinary Team

The MDT is consisting of 21 members in different disciplines are providing multi dimensional approach to tone down the psychosocial and socio – economic problems of the psychiatric patients with the help of other institutions such as NGOs and GOs.

We have Psychiatric Social Workers, Counsellors, Occupational Therapy assistants, and Relaxation Therapy Assistants in the MDT staff.

They are spread in to the all 5 psychiatric clinics functioning in the peninsula – Jaffna, Chavakachcheri, Velanai, Tellipalai and Point Pedro.

The all categories are supervised weekly by the appropriate senior staff in the unit.

Regional Addiction Rehabilitation Centre (RARC)

We newly established a Regional Addiction Rehabilitation Centre (RARC) by renovating a damaged building in the Base Hospital, Tellipalai premises in the later part of the last year. It has the facilities to accommodate 4 alcoholic patients at a time. Psychotherapeutic and medical treatment is offering to them.

Intermediate Care Unit

An Intermediate Care Unit (KUDIL) has been opened at Mallakkam for the female Psychiatric Patients under the administrative purview of the District Hospital, Tellipalai. The WHO helped us to organize. As the initial measures 06 patients (residents) admitted for psychiatric rehabilitation. It well doing its services and stepped up in to its 2nd year in 2009. It is approaching towards the patients in a wholistic way. It includes psychiatric, psychological and social intervention.

ECT Suit

The ECT treatment is not keeping the medical standard due to lack of physical structure and necessary medical equipments such as Boils apparatus. The ECT unit is adopted a crude method as without an Anaesthetist. Anaesthetist is important for the ECT suit.

2. Base Hospital, Point Pedro

Another psychiatric unit is functioning in this hospital with a male and a female ward. It is housed in a building over 120 years old. It has poor ventilation & light, in the wards, especially in the female ward. The roof of the male ward has been renovated and is functioning. This unit also severely handicapped due to want of staff and equipments.

Se. No.	Staff position	Approved Cadre	Existing Staff	Need
01	Consultant Psychiatrist	01	Nil	01
02	MO/Psychiatry	02	Nil	02
03	MO/Mental Health	01	Nil	01
04	Psychiatric Social Worker	00	Nil	01
05	Occupational Therapist	01	Nil	01
06	Nursing Officers	10	05	12
07	Attendant	14	12	02
08	Trained Psychiatric Nurse	08	Nil	08
09	Labours	04	04	00

Intermediate Care Unit

A unit for the males has opened closed to BH Point Pedro, As like BH, Tellipalai, this is functioning under the BH, Point Pedro Administration. It is also completed its year anniversary recently and working hard achieve wholistic development in the patients (residents).

The detail of the current psychiatric ward facilities in the Base Hospital, Tellipalai and Base Hospital, Point Pedro are given below.

Ward facilities (At present) 2006.	Base Hospital, Point Pedro		Base Hospital, Tellipalai	
	Male	Female	Male	Female
Beds	10	11	16	19
Bathrooms	01	01	02	01
Latrines	01	02	04	03

Vocational Training programme

Vocational Training programme under the WHO funding is successfully caring out for the selected psychiatric patients at the psychiatry unit at the Base Hospital, Point Pedro and at the Base Hospital, Tellipalai. The following trainings are takes place.

1. Sewing training
 - Embroidery
 - Sewing of cloths
 - Wool thread work/needle work
 - Fabric Painting
2. Rug making
 - Coir work
 - Dying the rug
3. Cooking
 - Traditional cooking
 - Pickle
4. Binding work
 - Note book
 - Envelop
 - CR Book
5. Handicraft
 - Palm leaf work

Plastic ornamental items

3. General Hospital, Jaffna.

This is the only General Hospital (Teaching) in Sri Lanka functioning without a psychiatric unit.

Se. No.	Staff position	Approved Cadre	Existing Staff	Need
01	Consultant Psychiatrist	01	Nil	02
02	MO/Psychiatry	02	02	Nil
03	MO/Mental Health	02	Nil	Nil
04	Psychiatric Social Worker	00	Nil	Nil
05	Occupational Therapist	00	Nil	Nil
06	Nursing Officers	02	01	01
07	Attendant	04	03	01
08	Trained Psychiatric Nurse	01	Nil	01
09	Labours	02	Nil	02

Psychiatric clinics are conducted here on all week days and on Saturday

Fridays - Evening : 1. Supervision for counsellors
2. Supervision for Psychiatric Social Workers

The following identified shortcomings to be upgraded for the strengthening of the psychiatric services in the General Hospital Jaffna.

01. Psychiatric ward to be established.
02. Inadequate space for the total functioning of the psychiatric and psychotherapeutic activities.

Desk - Gender Based Violence (GBV)

It is functioning with the psychiatric clinic, General Hospital, Jaffna and dealing the gender based issues. The Women Development Officers from the all Divisional Secretariats are visiting to this desk and provide their services to the needy women. The desk is supervised by the GBV management committee regularly.

4. Base Hospital, Chavakachcheri

The hospital was ruined to its bottom during the war. The renovation is being taken place by various organizations. A building was recently opened by the financial assistance of the WHO for the psychiatric clinic and the functioning well. Presently the clinic is functioning in the hospital with other medical sectors.

On Wednesdays a psychiatric clinic is regularly conducting at the Base Hospital, Chavakachcheri. This was established in the year 2004.

5. District Hospital, Velanai

A psychiatric clinic opened in the July 2008 and functioned to its maximum for the benefits for the island clients. The clinic is conducted fortnightly.

PHI/Mental Health Coordinator-MOH Level

The PHIs were for each MOH Divisions as Mental Health Coordinators for the respective MOH Divisions. One PHI released for each MOH Division. The psychiatric units or clinics will refer clients for field intervention

The details of psychiatric clinics conducted in the four above hospitals given below.

Psychiatric Clinics	No. of clinics by weeks							Total clinics
	Mon.	Tue.	Wed.	Thu.	Fri.	Sat.	Sun.	
General Hospital, Jaffna.	1	1	1	1	1	1	-	6
Base Hospital, Tellipalai.	1	-	1	1	-	-	-	3
Base Hospital, Point Pedro.	-	1	-	1	-	-	-	2
Base Hospital, Chavakachcheri.	-	-	1	-	-	-	-	1
Divisional Hospital, Velanai.	-	-	-	-	-	1*	-	1

*once in a fortnight

District Psychosocial Forum

A District Psychosocial Forum organized under the Government Agent, Jaffna. This forum is functioning in cooperation with the all governmental, Nongovernmental organizations and UN organizations in the field of psychosocial promotion.

The forum gradually decentralised its functions to the divisional level for effective results. The Divisional level forums in the following DS offices are functioning effectively, Chavakachcheri, Karaveddy, Point Pedro, Tellipalai, Kopay, Kayts, Jaffna, Changanai, Nallur and Sandilipay. The all above divisional forums are regularly meeting with their local resources such as GOs and NGOs in their respective areas.

Some examples for the governmental organizations such as, Human Rights Commission of Sri Lanka, District Child Development Committee - Jaffna and Department of Education - Northern Province Psychosocial Resource Centre. Some examples for nongovernmental organizations contribute their services to mental health such as, Association for Health and Counselling (Shanthiham), Mental Health Society (MHS), Christian Family Service centre (Ahavoli), Wholistic Health Centre (Suhavalvu), District Child Development Committee (DCDC), Caritas - Human Development Centre (HUDEC), Sewa Lanka Foundation (SLF), Jaffna Social Action Centre (JSAC)

Community Mental Health Team

A trained team from the mental health Society (MHS) is functioning in the community for the helpless psychiatric patients. At the moment 127 clients are under the team's care. The team is supervised by the Mental Health Unit.

Mental and Behavioural Disorders in the Hospital Admission under the RDHS Division, Jaffna - 2008.

S/N	Disease	Disease No.	GH Jaffna	BH Point Pedro	BH Tellipalai	BH Chavakachcheri	DH Valvetthirai	DH Kayts	DH Delft	DH Karainagar	DH Analitivu	DH Kopay	DH Chankanal	DH Nalnativu	DH Atchuvvely	DH Vaddukodal	DH Velanal	DH Pandatharipu	Total
1	Dementia	94	12	03	12														27
2	Alcohol abuse	95	56	36	72		08	01		01						03			177
3	Psycho active substance use	96	01		02	27													30
4	Schizophrenia, Schizotypel & Delusional Disorder	97	88	220	607	04	18	01			01	03		09	03				954
5	Mood (Affective Disorder)	98	203	48	69		11	02		01	04							01	339
6	Neurotic, Stress related Somatoform Disorder	99	243	38	17	18	01	04	03		03					04			331
7	Mental retardation	100	01	02															03
8	Behavioural & Emotional Disorders (Child hood and Adolescence)	101		04	01					01									06
9	Other mental & Behavioural Disorders	102		11	14	03	03		01	01		15		02	72			01	123
Total			604	362	794	52	41	08	04	04	08	18	0	11	75	07	0	02	1,990

Indoor & Out door Patients detail of the Psychiatrist Ward Admission & Clinic - BH, Point Pedro for the Year – 2008

Month	Ward Admission			Clinic		
	M	F	Total	1 ST Visit	Subsequent Visit	Total
January	11	16	27	23	574	597
February	12	14	26	17	464	481
March	14	11	25	18	432	450
April	6	15	21	12	509	521
May	11	12	23	21	553	574
June	12	6	18	16	448	464
July	9	14	23	20	621	641
August	10	25	35	8	503	511
September	13	21	34	15	529	544
October	13	12	25	21	516	537
November	21	14	35	15	449	464
December	14	21	35	14	558	572
Total	146	181	327	200	6156	6356

Admission & Clinic - BH Point Pedro for the year 2008.

BH Chavakachcheri Psychiatric Clinic - 2008

Month	1st Visit	Subsequent Visit	Total visit
January	5	251	256
February	10	195	205
March	6	213	219
April	11	250	261
May	7	191	198
June	7	210	217
July	9	219	228
August	5	200	205
September	6	209	215
October	7	259	266
November	6	177	183
December	11	284	295
Total	90	2658	2748

Ward Admission BH, Tellipalai for the year 2007 and 2008

Month	2007		2008	
	M	F	M	F
January	17	36	28	42
February	34	20	27	24
March	25	29	37	41
April	37	27	38	42
May	22	31	28	35
June	26	31	32	29
July	22	36	36	38
August	30	31	38	32
September	20	23	32	37
October	31	37	32	26
November	19	43	18	17
December	19	37	21	39
Total	302	381	367	402

DH, Velanai Psychaitric Clinic – 2008 (July to December)*

MONTHS	Total		Total		TOTAL
	1 ST Visit		Subsequent Visit		
	M	F	M	F	
July	-	-	5	10	15
August	1	1	11	20	33
September	1	-	10	25	36
October	1	1	14	19	35
November	-	1	10	16	27
December	-	-	16	24	40
Total	3	3	66	114	186

*The clinic started on July 2008.

Psychiatric Clinic Attendance at BH Tellippalai - 2008

Month	New			Consequence Visit		
	M	F	Total	M	F	Total
January	6	5	11	291	362	653
February	5	3	8	257	291	548
March	4	10	14	259	318	577
April	5	7	12	277	341	618
May	6	8	14	285	364	649
June	5	2	7	248	303	551
July	6	10	16	301	354	655
August	3	5	8	262	316	578
September	4	5	9	271	349	620
October	3	4	7	294	366	660
November	3	5	8	186	269	455
December	1	6	7	318	399	717
Total	51	70	121	3,249	4,032	7,281

Psychiatric Clinic Attendance at GH (T) Jaffna 2007 & 2008

Months	1 st visit	Consequence Visit	1 st Visit	Consequence Visit
	2007		2008	
	January	70	1,827	196
February	61	1,587	156	1,705
March	54	1,797	185	1,775
April	67	1,736	149	1,721
May	87	1,846	209	1,827
June	104	1,833	191	1,644
July	86	1,823	245	1,837
August	77	1,972	197	1,558
September	76	1,755	192	1,688
October	80	1,972	183	1,815
November	66	1,781	160	1,609
December	65	1,763	146	1,790
Total	893	21,692	2,209	20,811

Recurrent Expenditure - 2008

An allocation of Rs. 426,832,000.00 was received from the Secretary Ministry of Health Northern Province, Trincomalee for the year 2008. This amount includes the allocation for medical supplies and Drugs.

The expenses during the year was Rs.478,376,500.00

The break down of same are given below.

Regional Administration & Staff Services	37,175,000.00
Patient care services	329,908,000.00
Community Health Care	96,544,000.00
Ayurvedic Services	14,749,500.00
Total Recurrent Expenditure	478,376,500.00

Source: CAC, RDHS office, Jaffna.

Summary Recurrent Expenditure - 2008 RDHS Office, Jaffna.

Head	Pro gramme	Pro ject	Program me Title	Allocation		Expenditure		%	
				2007	2008	2007	2008	2007	2008
451	70	1	Regional Administration & Staff	30,641,500.00	34,447,000.00	35,749,500.00	37,175,000.00	116.7%	107.9%
451	71	1	Patient Care Services	252,879,000.00	290,600,000.00	296,431,500.00	329,908,000.00	117.2%	113.5%
451	72	1	Community Health Services	81,411,500.00	90,500,000.00	85,180,000.00	96,544,000.00	104.6%	106.7%
452	73	1	Ayurvedic Curative Services	15,809,500.00	11,285,000.00	11,682,500.00	14,749,500.00	73.9%	130.7%
Grand Total				380,741,500.00	426,832,000.00	429,043,500.00	478,376,500.00		

Source: CAC, RDHS office, Jaffna.

RDHS OFFICE, JAFFNA.

Allocation 2007 & 2008

Programme : 71 Patient Care Services

Object Code	1001 - 1006		1101		1201 - 1207		1301 - 1303		1401 - 1407		1903 - 1905	
	Personal Emoluments		Travelling Expenses		Supplies		Maintenance Expenditure		Contractual Services		Other Recurrent Expenditure	
Year	2007	2008	2007	2008	2007	2008	2007	2008	2007	2008	2007	2008
Allocation	231,614,000.00	259,550,000.00	1,000,000.00	1,000,000.00	13,250,000.00	18,150,000.00	2,500,000.00	5,850,000.00	4,415,000.00	5,600,000.00	100,000.00	450,000.00

RDHS OFFICE, JAFFNA.

Expenditure - 2008

Programme : 71 Patient Care Services

Object Code	1001 - 1006		1101		1201 - 1207		1301 - 1303		1401 - 1407		1903 - 1905	
	Personal Emoluments		Travelling Expenses		Supplies		Maintenance Expenditure		Contractual Services		Other Recurrent Expenditure	
Year	2007	2008	2007	2008	2007	2008	2007	2008	2007	2008	2007	2008
Total Expenditure	262,746,000.00	279,484,500.00	1,275,000.00	2,058,500.00	22,875,000.00	28,416,500.00	1,505,000.00	10,891,000.00	7,676,500.00	10,100,500.00	356,000.00	958,500.00

Projects , Recurrent Expenditure - 2008

S/N	Programme	Recurrent Expenditure	Capital Expenditure
01	General Administration (451 - 70 - 1-0)	Regional Administration	2102- Capital Exp. Acquisition of capital assets- Furniture & Office Equipment 2603- HSDP - Vehicle 2606- HSDP- Others 2701- HSDP- Vehicles 2702- HSDP Furnitures & Office Equipments 2703- HSDP Machinery 2704 - HSDP Building & Structure 2706 - HSDP Others 2201- PSDG Building & Structures 2201- HSDP Building & Structures 2602- Plant machinery & Equipment 2603- HSDP Vehicles 2604 - HSDP other capital assets 2606- HSDP- Others 2701- HSDP- Vehicles 2702- HSDP Furniture & office equipment 2704- HSDP Building & Structures 2706 - HSDP others 2201- PSDG Building & Structures 2602- HSDP Plant machine Equipment 2604 - HSDP other capital assets 2702- Furniture & office equipment 2706 - others
02	Patients Care Services (451 - 71 - 1-0)	All Hospitals	
03	Community Health Services (451 - 72 - 1-0)	MOH & AMC	

Source: CAC, RDHS office, Jaffna.

Ayurvedic & Capital - 2008 Capital Expenditure

Code	Programme Title	Allocation	Expenditure
2006	Capital Others	285,000.00	285,000.00
2202	PSDG- Plant machine Equi.		107,294.10
2204	PSDG- Other capital assets	5,100,000.00	4,300,000.00
2305	PSDG- Land & Land improvement		692,705.90
Total		5,385,000.00	5,385,000.00

Source: CAC, RDHS office, Jaffna.

ACHIEVEMENTS IN THE YEAR 2008

HSDP (Health Sector Development Project)

- 1) To improve preventive care for communicable and non communicable Diseases - RDHS, Jaffna.**
 - Providing air rotor dental chairs to strengthen the School Dental Clinics
 - Providing equipment & furniture to School Dental Clinics
 - Providing reagents to hospital labs & testing kits to improve the laboratory facilities
 - Providing Depo, drugs & surgical materials for dog sterilization
 - Providing of motorbike for PHII to encourage the field activities
 - Providing subsidy to encourage the latrine construction
 - Provision of e-mail facilities to all MOH and planning units at RDHS office

- 2) Making MCH services accessible - RDHS, Jaffna.**
 - Provision of Health Education materials to public Health Staff, MOHH office & Regional training centre.

- 3) To improve Quality of curative Health – RDHS, Jaffna.**
 - Renovation works were done at existing 12 Hospitals
 - Maintenance fund was utilized for 6 vehicles repairing
 - Fund utilized to additional fuel consumption for conduct the Mobile Medical Clinic
 - Construction of BME unit at Pannai (Stage 1)
 - Fitting a stand by generator with ATS panel for central cool room
 - Provision of Colour bins for waste management for hospitals
 - Provision of Public address system to strengthen the rabies unit
 - Provision of glass fitting tracks & steel tracks to Hospitals , MOHH & Record rooms for proper record keeping
 - Provision of computers to strengthen the curative Health services.

NECORD

- Provision of Water Supply to the Base Hospital, Chavakachcheri.
- Construction of a building for OPD Block at Primary Medical Care Unit at Urumpirai.
- Construction of a building for manufacturing of Ayurvedic Drugs at Atchuvely.
- Construction of a Building for stores and Water Supply for Herbal Garden at Chankanai in Valikamam West DS Division.
- Completion of Administrative Block with OPD at Base Hospital, Chavakachcheri.
- Provision of Ambulance each to DH, Kondavil , DH, Alaveddy and DH, Pandatharippu.
- Provision of Medical Equipment to BH, Point Pedro and BH Chavakachcheri and BH, Tellippalai.
- Provision of Computed Radiography to upgrade the existing X-ray Machinery at BH Tellippallai.
- Construction of a building for drug store BH, Point Pedro in Jaffna District.
- Construction of Two Storied Consultant Quarters at Base Hospital Point Pedro in Jaffna District.

Human Resource Development

- Training of Supervising Midwives (SPHM) – 1 batch (27 Nos).
- Basic Training of PHI started in 2008 & ongoing (13 Nos.)

UNICEF

1) Maternal and child Nutrition

- Provide monthly allowance for 45 RHV who were trained & deployed in the PHM vacant areas.
(There are 150 vacancies of PHMM who provide healthcare at the grass root level.)
- Support coordination of 24 district wide coordination and review meetings. (RDHS staff and UNICEF Health and Nutrition staff participated in bimonthly coordination and review meetings throughout 2008.)
- Coordination of NRP Programme.
- To facilitate the transport Mopeds were donated by UNICEF.
- Hygiene promotion awareness programmes for IDPs in the MOH. division Chankanai and Tellipalai.
- Leaflets printing for Hand washing day-2008.

DCB

- Re-construction of toilet & improvement of MO Quarters at BH, Kayts.
- Construction of library building (Remaining work) at BH, Point Pedro.
- Water supply work at DH, Gurunagar.
- Construction of water tank at DH, Kopay.
- Re-construction of Buildings at DH, Valvettithurai.
- Improvement of Water supply, DH Velanai.

PSDG

- Construction of Administrative block at DH Achuvely.
- Construction of Div Hospital ,Manipay.
- Construction of Div. Hospital Karaveddy.

Australian Red Cross

- Renovation of Nurses quarter at DH, Valvettithurai.
- Construction of toilets for female wards & Construction of Sterilization unit at DH, Valvettithurai.
- Construction of Generator room at DH, Valvettithurai.
- Provision of Generator to DH, Valvettithurai.

CBG

- Acquisition of furniture & separate telephone connection to strengthen the planning unit at RDHS office.

GAVI-HSS

- 1) Renovation of Health Centers to strengthen MCH activities at Village level.
 - Kuddiyapulam - MOH Tellippalai.
 - Katkovalam - MOH Point Pedro.
- 1) Supply of office Equipment to strengthened Regional Training Centre, Jaffna.

IOM

- 1) Providing of Auto (2 Nos.) to strengthen the rabies activity and Bio Medical Engineering Unit.
- 2) Provision of X-ray Plant at Chest Clinic, Jaffna.

CYCLONE (NISHA)

Following renovation works were completed following Cyclone and flood damage on 26th Nov.2008.

- 1) BH, Point Pedro
 - Renovation of wards.
- 2) BH, Tellippalai
 - Renovation of clinic & OPD.
- 3) DH, Chankanai
 - Reconstruction of boundary wall & renovation of internal road.

- 4) BH, Chavakachcheri
 - Renovation of kitchen & reconstruction of boundary wall
- 5) DH, Valvettithurai
 - Renovation of drains
- 6) DH, Atchuvely
 - Renovation of wards & reconstruction of boundary wall
- 7) DH, Kondavil
 - Renovation of maternity ward & boundary wall
- 8) DH, Kopay
 - Renovation of wards & reconstruction of boundary wall
- 9) DH, Vaddukoddai
 - Renovation of sokage pit & reconstruction of boundary wall
- 10) DH, Pandatherippu
 - Renovation of OPD buildings & reconstruction of boundary wall
- 11) PMCU, Varany
 - Renovation of maternity ward & toilet
- 11) PMCU, Earlalai
 - Renovation of roof & ceiling
- 12) PMCU, Punnalaikadduvan
 - Reconstruction of boundary wall & OPD renovation
- 13) PMCU, Inuvil
 - Renovation of building
- 14) PMCU, Urumpirai
 - Renovation of fence
- 15) PMCU, Uduvil
 - Renovation of OPD
- 16) MOH, Point Pedro
 - Reconstruction of boundary wall & renovation of building
- 17) PHC, Kuddiyapulam
 - Renovation of clinic
- 18) PHC, Senankaladdy
 - Renovation of buildings
- 19) PHC, Thavady
 - Renovation of buildings
- 20) PHC, Madduvil south
 - Renovation of buildings

- 21) PHC, Urelu
 - Renovation of buildings
- 22) PHC, Chavatkadu
 - Renovation of water supply & boundary wall
- 23) RDHS office
 - Reconstruction of vehicle park & renovation of office buildings
- 24) Chest clinic
 - Renovation of building & electrical works
- 25) Health Institutions
 - Servicing of generators & replacement of water pumps

WHO (World Health Organization)

- 1) Continuing support for Multi Disciplinary Team Activities
- 2) Maintaining the District Level Psychosocial Coordination Network
- 3) District Level Psychosocial Technical Evaluation Committee meetings
- 4) Establishment of Mental Health Unit at DH Tellipalai
- 5) Support for the Psychosocial coordinating office
- 6) Preliminary Mental Health training
- 7) Child counselors training programme
- 8) Publication of a TB hand book
- 9) Continuing support for coordinating office cum store in Colombo

GFATM assistance to TB Control Activities

- IEC Programme at BH Point Pedro, BH Tellippalai, & BH Chavakachcheri
- Advocacy Programme at Mallagam MV
- Training on DOTS for Medical Officers
- TB Activities
- In-service training programme for related staff.

GFATM assistance to Malaria Control Activities

- Malaria Activities
- In-service training programme for related staff

FORUT

- First aid training programme for pre-school teachers
- Facilitation of monthly District Health review meeting
- Supporting of Dental caries prevention activities at preschool level
- Conducting the Preschool feeding programme
- Financial support for printing of Banners and flip charts for Rabies control activities

IRD

- First aid training programme for field staff
- Providing of first aid boxes to field staff

HIV/AIDS– 2008

- 1) HIV/AIDS Prevention & Awareness Programme for Hospital Attendants

Funded by National HIV/AIDS

Prevention Project - 2008

- 2) HIV/AIDS Prevention & Awareness Programme for Hostel Students (Teachers), Hair cutters, & Prisoners

Funded by UNHCR

- 3) World AIDS Day activities – 2008 - Essay competition

Funded by Sewa Lanka Foundation.

**WFP-MCN Programme-2008
Corn Soya blend Distribution (in MT)**

IDivision	Jan.	Feb.	Mar.	Apr.	May	Jun.	Jul.	Aug.	Sep.	Oct.	Nov.	Dec.	Total
Jaffna District	104	-	-	50	50	100	-	100	100	-	100	100	704

Health Volunteer's Food distribution 2008

Food Item	March	April	May	June	July	August	Sept.	Oct.	Nov.	Dec.	Total
Rice (kg)	-	-	-	-	10269	10002.00	10242	10192	10085	-	50790.00
Wheat Flour(kg)	19500	14542	14510	14592	10269	10002.00	10242	10200	10085	-	113942.00
Dhal(kg)	2340	1745	1741	1751	2467	2400.00	2458	2450	2420	-	19772.00
Sugar(kg)	1170	872	870	875	-	1200.30	1229	1215	1210	-	8641.30
Total (kg)	23010	17159	17121	17218	23005	23604.30	24171	24057	23800	-	193145.30

**CONTACT TELEPHONE NUMBERS - HEALTH SECTOR
REGIONAL DIRECTORATE OF HEALTH SERVICES, JAFFNA**

Address: 572/3, Hospital Road, Jaffna.

Email :- dpdhsjf1@sltnet.lk, Telephone No:- 021-2222278, Fax:- 021-2229971

S/No.	Name of Institution	Key Contact Person	Telephone No.	e-mail /Website Address
1	RDHS Office, Jaffna.	Dr. A. Ketheswaran RDHS.	Gen: 021-222 2278 Direct: 021-222 3725 Res: 021-226 4160 Mobile: 077-6043848	dpdhsjf1@sltnet.lk
		Dr. K.T. Sivapatham RMO/AMC.	Gen: 021-222 2278 Direct: 021-222 7924 Res: 021-222 6079 Mobile: 077-6090788	
		Dr. (Mrs) J.T. Sivasangar MO/MCH	Gen: 021-222 2278 Direct: 021-2223662 Res: 021-222 7864 Mobile: 0777-287166	reiaffna@yahoo.com
		Dr. K.Nanthakumaran MO/Planning	Gen: 021-222 2278 Direct: 021-2228968 Res: 077-7579321	nanthakumarankanagarajah@yahoo.com
		Mr. K.R. Thuraisingam Additional Deputy Director (Finance)	Gen: 021-222 2278 Direct: 021-222 6253 Res: 021-222 9794	adiffhs@sltnet.lk
		Mr. S. Sivalingam Administrative officer	Gen: 021-222 2278 Direct: 021-222 9972 Mobile: 077-9184 542	
	Chest Clinic, Jaffna	Dr. C.S. Jamunanantha DTCO.	Gen: 021-222 2494 Res: 021-222 7001	
	Regional Training Centre, Jaffna		Gen: 021-222 9976	
	Regional Medical Supply Division		Gen: 021-222 9617	rmsdif@sltnet.lk
1	Teaching Hospital, Jaffna	Director	Gen: 021-222 2261/2302/2304 Direct: 021-222 5155 / 7351	
		A.O	Direct: 021-222 2262	
		Accountant	Direct: 021-222 2260	
		NTS	Direct: 021-222 3149	
			Direct: 021-222 2736	

S/No.	Name of Institution	Key Contact Person	Telephone No.	e-mail Website Address
1	BH, Point Pedro	DMO	021-226 3262, 3261	
2	BH, Tellippalai	DMO	060-221 2614	
3	BH, Chavakachcheri	DMO	060-221 6029	
4	BH, Kayts	DMO	060-221 2660	
5	DH, Vaivettithurai	DMO	021-226 3530	
6	DH, Delft	DMO	060-221 3577	
7	DH, Analaivu	DMO	060-221 3584	
8	DH, Atchuveley	DMO	060-226 6037	
9	DH, Chankanai	DMO	060-221 6574	
10	DH, Karainagar	DMO	060-221 6573	
11	DH, Kopay	DMO	021-222 9970	
12	DH, Nainativu	DMO	060-221 3583	
13	DH, Maruthankerny	DMO	060-221 3580	
14	DH, Vaddukoddai	DMO	060-221 3582	
15	DH, Velanai	DMO	060-221 3570	
16	DH, Pandatherippu	DMO	060-221 3585	
17	DH, Alaveddy	DMO	060-221 6039	
18	DH, Gurunagar	DMO	060-221 3618	
19	DH, Karaveddy	DMO	021-226 4608	
20	DH, Kondavil	DMO	060-221 3616	
21	DH, Kodikamam	DMO	060-221 3619	
22	DH, Manipay	DMO	060-221 3617	
23	DH, Varany	DMO	060-221 3622	
1	Cancer Unit, Tellipalai.	MO i/c	060-221 6572	
2	Psychosocial Unit, Office	Co-ordinator	021-222 3911	
1	MOH, Tellippalai	MOH	060-221 3620	
2	MOH, Kayts	MOH	060-221 3588	
3	MOH, Point-Pedro	MOH	021-226 4482	
4	MOH, Jaffna	MOH	021-222 2645	
5	MOH, Chavakachcheri	MOH	060-221 3621	
6	MOH, Kopay	MOH	060-221 3615	
7	MOH Manipay	MOH	060-221 3614	
1	Ministry of Health, NP Trincomalee	Secretary	Direct: 022 226961 Mobile: 077-3868588	
		Accountant	Direct: 060-2202111	
		Administrative officer	Direct: 060-2262975	

S/No.	Name of Institution	Key Contact Person	Telephone No.	e-mail Website Address
2	PDHS office NP, Trincomalee	Provincial Director	Gen: 060-2262976 602264160 Mobile: 077-38685279 Direct: 060 2266736	pdhsnp@gmail.com
1	Ministry of Health & Nutrition, Colombo	DPD(Adm) Planning unit Accountant Administrative officer Secretary	Direct: 06022243972. Direct: 060-2266738 Direct: 060- 2262976 011-2698511 011-2698517 011-2698507	healthplanningnp@gmail.com postmaster@health.gov.lk www.health.gov.lk
		DGHS Dr. V. Jegannathan Consultant, Healthcare services, NEP	Direct: 011-294860 011-2691580	dght@health.gov.lk
2	Family Health Bureau, Colombo	Director(MCH)	Direct: 011-2696508 Gen:011-2696677	fhb_dir@slit.lk
3	Epidemiological Unit, Colombo	Epidemiologist	Gen:011-2699332 011-2681548	chepid@slitnet.lk
4	Anti Malaria Campaign, Colombo	Director	011-2695112 011-2588408	www.epid.gov.lk
5	Medical Supply Division, Colombo	Director	011-2585360	msddir@slit.lk
6	Bio Medical Engineering Unit, Colombo	Director	Gen: 01122694114 / 13 Direct :0112-694111	
7	Medical Statistical Unit, Colombo	Director	Gen: 011-2694479 Direct: 011-2698317	medicalstat@slitnet.lk
8	Health Education Bureau, Colombo	Director	Gen: 0112695734 Direct: 0112677050	
9	Medical Research Institute	Director	Gen: 011-2696606	
10	Public Health Veterinary Services	Director	Direct: 011-2692613 011-2693532 011-2501709	
1	RDHS Office, Vavuniya	RDHS	024-222 2323	dpdhsv1@slitnet.lk
2	RDHS Office, Mannar	RDHS	023-222 2753	srjude@gmail.com
3	RDHS Office, Kilinochchi	RDHS	021-228 5719	
4	RDHS Office, Mullaitivu	RDHS	021-222 8946	

Clinics held in Teaching Hospital , Jaffna - 2008

S.NO	CLINICS	Days of Clinics held
1	Medical	Monday to Friday
2	Surgical	Monday to Friday
3	Orthopaedic	Wednesday & Friday
4	Cardiology	Tuesday & Friday
5	E.N.T	Monday to Friday
6	Skin	Monday to Friday
7	Paediatric	Monday to Friday
8	Psychiatric	Monday to Friday
9	Ante Natal	Tuesday, Wednesday & Friday
10	Gynecological	Monday, Thursday & Saturday
11	Family Planning	Monday to Friday
12	Eye	Monday to Friday
13	Dental	Everyday
14	Cancer	Tuesday & Saturday
15	Leprosy	Wednesday
16	Sub Fer'tility	Thursday

Government Health Institutions in Jaffna District



Legend

Type of Institution	Symbol	Color
Hospital	Star	Red
Health Center	Circle	Green
Dispensary	Square	Blue
Other	Triangle	Yellow