


2007/5

Contd
AM

184

Ceylon LABOUR GAZETTE

செயல் நூலகப் பிரிவு
மாநகர நூலக சேவை
யாழ்ப்பாணம்.



VOLUME X
1

January,
1959

In this issue

1. The Trade Union Movements and its Membership in 1958
2. Statistics of the Month in Brief
3. Notes of Current Interest
4. Consolidated Decisions of the Wages Board—
LI—The Building Trade

for
FERTILISERS
ENGINEERING
and
ESTATE SUPPLIES

Consult

THE
COLOMBO COMMERCIAL
COMPANY LIMITED

(Incorporated in Great Britain. Liability of Members is limited)

Manufacturers of Tea and Rubber Machinery

Mechanical and Electrical Engineers

Builders and Contractors, Merchants,
Exporters of Ceylon Tea, Estate Agents.

Telegrams : "Cossack"

Telephone : 79351

P. O. Box 33

COLOMBO

and

Badulla

Kandapoia

Kandy

Hatton

Ratnapura

"CEYLON LABOUR GAZETTE"

A Monthly Review of
Matters pertaining to Labour

Issued by the DEPARTMENT OF LABOUR, CEYLON

The price per copy is Re. 1.25 inclusive of postage (Inland)

ANNUAL SUBSCRIPTION

Rs. 12 (12 months) inclusive of postage—Inland		
Rs. 13	do.	India, Pakistan & Burma
20s.	do.	United Kingdom & Australia
\$ 3	do.	U. S. A. & Canada

Advertisement space will be available at the rates mentioned below
for each issue :

Facing Contents Page	.. Full Page	.. Rs. 125
4th Page of Cover	.. Full Page	.. Rs. 125
3rd Page of Cover	.. Full Page	.. Rs. 100
2nd Page of Cover	.. Full Page	.. Rs. 100
1st Advertisement Page	.. Full Page	.. Rs. 100
Immediately after last page of printed matter	.. Full Page	.. Rs. 95
Inside Full Full Page	.. Rs. 80
Inside Half Half Page	.. Rs. 45

No Quarter Pages

Note.—10% reduction will be given for continued advertisements
in six or more issues

Enquiries regarding the Ceylon Labour Gazette may be made from—

THE "CEYLON LABOUR GAZETTE"

Editor : V. SARVALOGANAYAGAM

c/o The Department of Labour
Lower Lake Road, Colombo 3

Tel. No. 79861

Cheques, Money Orders, and Postal Orders from Subscribers
and Advertisers should be made out in favour of the
Commissioner of Labour

DEPARTMENT OF LABOUR
P. O. Box No. 575
LOWER LAKE ROAD, COLOMBO 3

Reduce your Labour Costs

by using

PAMMASTIC

—the World's Best Emulsion Paint

The time taken in redecorating walls and ceilings will be reduced drastically if PAMMASTIC is used, as this remarkable paint needs no undercoat or primer and dries in an hour. PAMMASTIC gives a delightful matt surface which can be washed and scrubbed repeatedly. Subsequent redecoration can be postponed almost indefinitely. Such is PAMMASTIC'S durability, it merely requires a good scrubbing to keep its colour and good looks.

For full particulars regarding colours, prices, etc.


Apply to

HAYLEYS LIMITED

400, DEANS ROAD, COLOMBO

Phone : **9206**

*Economy, comfort
and reliability*



*performance,
safety and elegance.*

HILLMAN MINX

ECONOMY with consistent, effortless high performance. **SPACIOUS INTERIOR**—with armchair-comfort seating. **PROVED RELIABILITY**—as mechanically sound as only *first-class engineering and years of development* can make a car. **SAFETY DESIGN**—low centre of gravity . . . balanced weight distribution . . . superb visibility. **ADVANCED STYLING**—elegant from every angle . . . clean-lined and compact for easy parking.

DE-LUXE SALOON • CONVERTIBLE • STATION WAGON

Distributors

GLOBE MOTORS LTD.

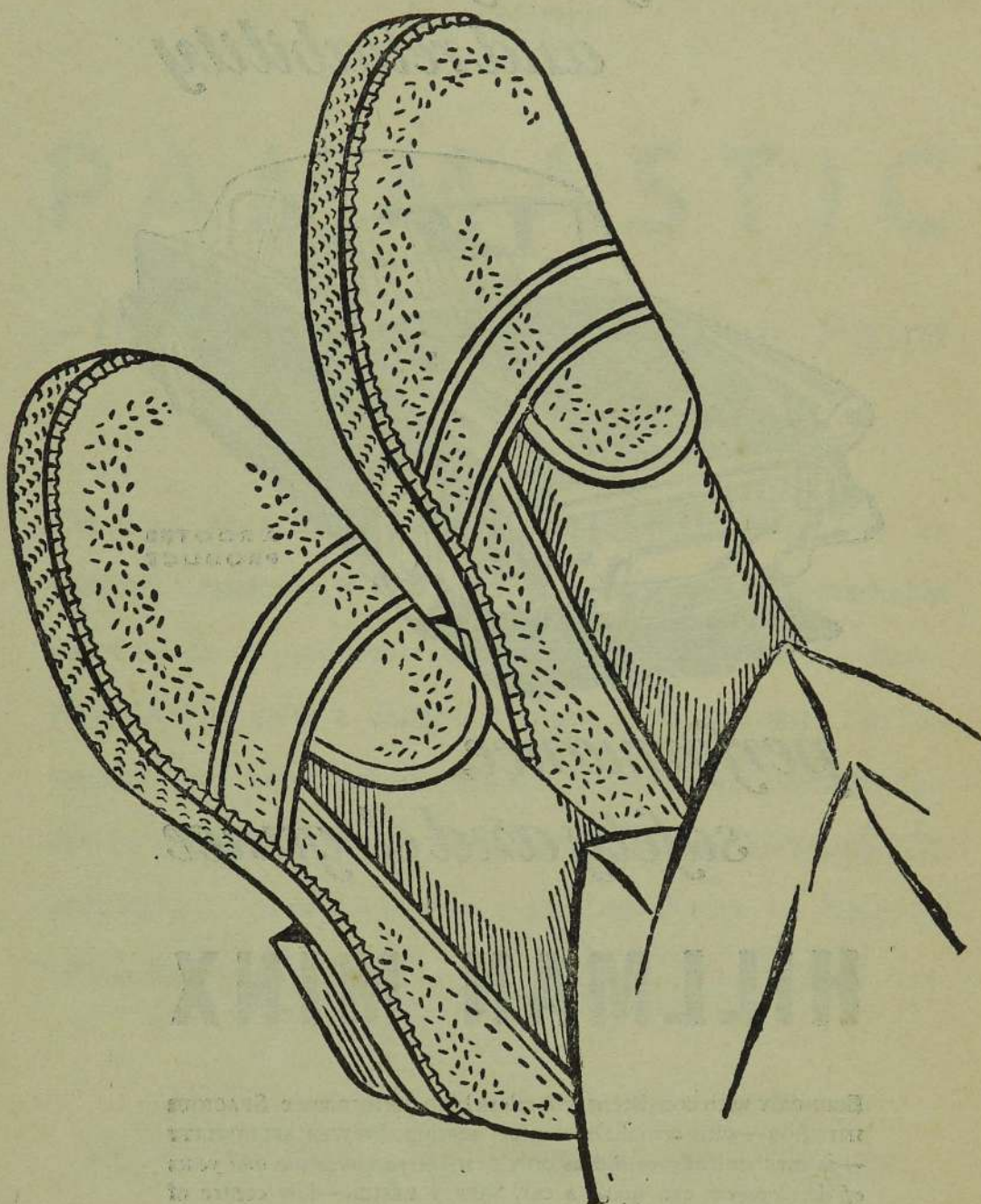
103, Turret Rd.

Tel. 6271.

Colombo 7.

ROAMER

MADE IN CEYLON



Children's Sizes 9-2 .. Rs. 3'90

Gents' Sizes 3-9 .. Rs. 5'50

Bata

SHOE CO. OF CEYLON LTD.

AIRPORT ROAD, RATMALANA

CONTENTS

	PAGE
1. The Trade Union Movement and its Membership in 1958	1
2. Statistics of the Month in Brief	5
3. Notes of Current Interest, 1958	6
4. Consolidated Decisions of Wages Boards—LI—The Building Trade ..	7

LIST OF TABLES

<i>Table</i>		PAGE
I	Cost of Living Index Numbers—Colombo Working Class since 1939 ..	12
II	Wages Index Numbers—Tea and Rubber Estate Labourers and Unskilled Labourers in Government Employment	13
III	General Wage Rate (Minimum) Index Numbers	14
IV	The number of Registrants for employment or better employment according to registers maintained at the Employment Exchanges in the Island since 1939	15
V	The number of Registrants for employment or better employment according to registers maintained at the Employment Exchanges in the Island (classification by Exchanges areas) since 1939	16
VI	The number of persons placed in employment since 1939	18
VII	The number of persons registered and the number placed in employment during the month of November, 1958	18
VIII	Strikes in Ceylon since 1939	19
IX	Classification of the Strikes in October, 1958, by Industries or Trades ..	20
X	Classification of the Strikes in October, 1958, by Causes	20
XI	Arrivals and Departures of Indian Estate Labourers since 1939 ..	21

APPENDICES

PAGE

Appendix

I	Statement showing the minimum rates of wages payable to workers in different trades for which Wages Boards have been established (January, 1959)	22
II	Ready Reckoners showing the Basic Wages, Special Allowances, and the Minimum Wages payable for the number of days worked during January, 1959, to workers in the—	
	(A) Tea Growing and Manufacturing Trade	30
	(B) Rubber Growing and Manufacturing Trade	31
	(C) Cocoa, Cardamom and Pepper Growing and Manufacturing Trade	32
III	Ready Reckoners showing the Minimum Wages payable for the number of days worked during January, 1959, to workers in the—	
	(A) Coconut Growing and Manufacturing Trades	33
	(B) Rubber Export Trade	34
	(C) Tea Export Trade	35
	(D) Engineering Trade	36
	(E) Match Manufacturing Trade	37
	(F) Building Trade	38
	(G) Motor Transport Trade—Daily-paid workers	39
IV	Ready Reckoner showing the Minimum Wages payable for the number of days worked during January, 1959, to monthly-paid workers in the—	
	(A) Motor Transport Trade—Monthly-paid workers	40
	(B) Baking Trade	41

CEYLON LABOUR GAZETTE

VOLUME X No. 1

JANUARY, 1959

THE TRADE UNION MOVEMENT AND ITS MEMBERSHIP IN 1956

The Growth of the Trade Union Movement

THE Trade Unions Ordinance, No. 14 of 1935, came into operation on November 1, 1935. The statistics given below on the number of Unions applying for registration, the number of Unions registered, the number of unions whose registrations were cancelled and the number of trade unions functioning at the end of the year for each of the years for the period since 1935 show the growth of the Trade Union Movement in Ceylon.

Growth of Trade Union Movement in Ceylon

Year	No. of Unions applying for Registration	No. Registered during the Year	*No. cancelled during the Year	No. of Unions functioning at the end of Year
1935	—	—	—	—
1936	—	28	—	—
1937	—	10	6	—
1938	—	4	1	31
1939	13	nil	nil	34
1940	49	25	1	34
1941	41	28	12	58
1942	21	20	15	74
1943	42	29	34	78
1944	32	24	9	72
1945	40	23	22	84
1946	41	33	3	84
1947	32	18	51	114
1948	53	29	9	81
1949	60	44	9	101
1950	66	52	8	142
1951	105	94	9	185
1952	62	55	42	237
1953	53	40	35	257
1954	77	70	38	259
1955	95	80	46	283
1956	195	109	53	310
			67	352

* Cancellations due to amalgamation of unions not included under this column.

2. It is significant to note, from the statement given above, that year after year there has been a very large number of unions whose registrations were cancelled. According to the Administration Reports of the Commissioner of Labour, it would appear that the bulk of cancellations is due to Trade Unions not sending in their annual returns to the Commissioner of Labour. In practically every Administration Report the Commissioner of Labour has been drawing attention to the necessity for the maintenance of proper accounts by the

Trade Unions and the furnishing of the annual returns in time. In spite of this it is regrettable that registered trade unions should fail in this important statutory obligation of theirs and thus allow their registrations to be cancelled.

3. Another noteworthy feature in the statistics included under para. 1 above is the large number of registrations made in the years subsequent to 1948. This is primarily due to the amending of the Trade Unions Ordinance in August, 1948, making special provision for the registration of unions of public servants. The number of unions of public servants registered in the years 1949 to 1956 is as follows:—

1949	28
1950	35
1951	66
1952	35
1953	17
1954	27
1955	49
1956	67

At the end of 1956, out of a total 352 unions functioning as many as 226 were unions of public servants.

Classification of Trade Unions by Trade

4. The workers' Trade Unions which furnished returns for the year 1956 are shown in table below classified according to trade—

<i>Trade</i>	<i>No. of Unions</i>	<i>Membership</i>
Plantations and Agriculture	.. 12	.. 154,650
Industrial	.. 12	.. 12,111
Transportation	.. 24	.. 13,549
Clerical	.. 17	.. 12,109
Professional	.. 69	.. 16,604
General	.. 35	.. 52,658
	<hr/> 169	<hr/> 261,681

Plantations and agriculture account for the largest membership. This is only to be expected as roughly fifty per cent of the organizable workers' in Ceylon is engaged in the plantations.

Size of Trade Unions

5. The distribution by membership of the trade unions excluding Federations which furnished returns for the year 1956 is given in table below—

Registered Trade Unions Furnishing Returns Classified by Membership as on March 31, 1956

<i>Groups</i>	<i>No. of Unions</i>	<i>Membership</i>	<i>Percentage of</i>	
			<i>Total No. of all Unions</i>	<i>Total Membership of all Unions</i>
Below 50	.. 44	.. 1,157	.. 24.72	.. .44
50 and below 250	.. 65	.. 8,518	.. 36.52	.. 3.25
250 and below 1,000	.. 42	.. 20,236	.. 23.60	.. 7.72
1,000 and below 5,000	.. 21	.. 42,806	.. 11.80	.. 16.32
5,000 and under 10,000	.. 3	.. 19,338	.. 1.68	.. 7.37
10,000 and under 25,000	.. 1	.. 23,844	.. .56	.. 9.09
25,000 and over	.. 2	.. 146,350	.. 1.12	.. 55.81
	<hr/> 178	<hr/> 262,249	<hr/> 1.68	<hr/> 100

It will be noted that approximately 51 per cent of the unions furnishing returns had a membership of less than 250 and accounted for only 3.69 per cent of the total membership of all trade unions. Another 23.60 per cent of the unions had a membership of between 250 and 1,000. Thus only 15.16 per cent of the unions had a membership of 1,000 and over but these accounted for nearly 88.59 per cent of the total membership of all trade unions. It must be mentioned that under this group is included one union with a membership of 113,683 out of a total membership of 262,249 or in other words 43 per cent of the total membership.

6. It is significant to note from the information given in the table in the preceding paragraph that unions with a membership of below 1,000 constitute nearly 89 per cent of the total number of unions. Even in the United Kingdom, a good percentage of the unions has a membership of below 1,000. There were 647 Trade Unions at the end of the year 1956 and 354 of these or 55 per cent had a membership of less than 1,000. The distribution of the unions according to membership in the U. K. is shown in the statement given below—

<i>Number of Members</i>	<i>Number of Unions</i>	<i>Total Membership</i>	<i>Percentage of</i>	
			<i>Total Number of all Unions</i>	<i>Total Membership of all Union</i>
Under 100 ..	121	6,000	18.7	0.1
100 and under 500 ..	171	44,000	26.4	0.5
500 and under 1,000 ..	62	44,000	9.6	0.5
1,000 and under 2,500 ..	103	168,000	15.9	1.7
2,500 and under 5,000 ..	62	216,000	9.6	2.2
5,000 and under 10,000 ..	36	241,000	5.6	2.5
10,000 and under 15,000 ..	20	246,000	3.1	2.5
15,000 and under 25,000 ..	23	438,000	3.5	4.5
25,000 and under 50,000 ..	14	510,000	2.2	5.3
5,000 and under 100,000 ..	18	1,266,000	2.8	13.0
100,000 or more ..	17	6,521,000	2.6	67.2
Totals ..	647	9,700,000	100.0	100.0

Financial Position of Trade Unions

7. The details of the financial position of trade unions separately for workers' and employers' unions are shown in the table below.

Statement showing the Financial Position of Trade Unions on available Information as at March 31, 1956

	<i>No. of Unions</i>	<i>Balance at the beginning of the Year</i>	<i>Income</i>	<i>Expenses</i>	<i>Balance at the end of the Year</i>
		<i>Rs.</i>	<i>Rs.</i>	<i>Rs.</i>	<i>Rs.</i>
Unions :					
Employers ..	9	195,156	428,731	345,333	278,554
Employees ..	169	369,589	568,986	500,733	437,903*
Total ..	178	564,745	997,717	846,066	716,457
Federations :					
Employers ..	—	—	—	—	—
Employees ..	1	14	2,191	2,200	5
Total ..	1	14	2,191	2,200	5

*Round to the nearest rupee.

In one Union which had nil balance at the beginning of the period spent Rs. 61.00 more than the income.

It will be noted that the 9 employers' unions as against the 169 worker's unions accounted for 42.97 per cent of the total income and 40.82 per cent of the total expenditure. In the case of Federations, the one employers Federation compared to the 2 workers' Federations accounted for 97.51 per cent of the income and 97.46 per cent of the expenditure.

8. In the statements given below, the unions are shown classified according to the amounts of their closing balances. In the case of workers' unions 93 of the 169 unions, had a closing balance of less than Rs. 500. In the case of the employers' unions 5, out of a total of 9 unions, had balances of below Rs. 500. Of the remaining 4, one had a closing balance of Rs. 243,176 as against the total of Rs. 278,554 for the 9 unions.

Worker's Unions

	<i>No. of Unions</i>	<i>Amount Rs.</i>
No. of Unions with Nil balance	3 ..	—
No. of Unions having balance under Rs. 50 ..	23 ..	345
No. of Unions having balance of Rs. 50 but under Rs. 100 ..	9 ..	617
No. of Unions having balance of Rs. 100 but under Rs. 250 ..	29 ..	4,842
No. of Unions having balance of Rs. 250 but under Rs. 500 ..	29 ..	10,339
No. of Unions having balance of Rs. 500 but under Rs. 1,000 ..	35 ..	26,045
No. of Unions having balance of Rs. 1,000 but under Rs. 5,000 ..	27 ..	49,022
No. of Unions having balance of Rs. 5,000 but under Rs. 10,000 ..	4 ..	26,497
No. of Unions having balance of Rs. 10,000 and over ..	10 ..	320,287
	169	437,994

Employers' Unions

	<i>No. of Unions</i>	<i>Amount Rs.</i>
Under Rs. 50	—	—
Rs. 50 and under Rs. 100 ..	2 ..	150
Rs. 100 and under Rs. 250 ..	2 ..	267
Rs. 250 and under Rs. 500 ..	1 ..	491
Rs. 500 and under Rs. 1,000 ..	—	—
Rs. 1,000 and under Rs. 5,000 ..	2 ..	3,281
Rs. 5,000 and under Rs. 10,000 ..	—	—
Rs. 10,000 and over ..	2 ..	274,365
	9	278,554

Political Funds of Trade Unions

9. As on March 31, 1956, there was only one union which had a political fund with an opening balance of Rs. 4,781.75 an income of Rs. 831.56 an expenditure of Rs. 1,093.05 and a closing balance of Rs. 4,520.26.

Contributed by—

The Statistics Branch of
the Labour Department.

STATISTICS OF THE MONTH IN BRIEF

Note

The following is the summary of the principal statistics listed this month. Further details will be found in the tables and appendices appearing in this issue :—

Cost of Living

The Colombo Consumers' Price Index for the month of December 1958, is 104.2 as against 105.7 for November—a decrease of 1.5.

Wage Rates

(a) The basic wages payable for the month of January, 1959, to workers' in the trades to which Part II of the Wages Boards Ordinance has been applied remain unchanged.

(b) The special allowances payable for the month of January, 1959, for all trades to which Part II of the Wages Boards Ordinance has been applied will be slightly less than that for the month of December, 1958.

Strikes

There were altogether 15 strikes during the month of October, 1958 involving 4,245 workers and a loss of 16,870 man-days as against 16 strikes during the month of September, 1958, involving 3,816 workers and a loss of 22,514 man-days.

Six of these strikes were in Tea Plantations involving 2,677 workers and a loss of 8,245 man-days 4 were in Rubber Plantations involving 616 workers and a loss of 7,131 man-days, 3 were in Tea-Cum-Rubber Plantations involving 780 workers and a loss of 1,168 man-days, 1 was in a Coconut Plantation involving 22 workers and a loss of 176 man-days, whilst the other was in the Dock, Harbour and Port Transport Trade involving 150 workers and a loss of 150 man-days.

Registrants for Employment or Better Employment

The total number of registrants for employment or better employment, according to registers of the Employment Exchanges as at the end of October, 1958, and November, 1958, was as given below :—

	October, 1958			November, 1958		
	Males	Females	Total	Males	Females	Total
Technical and clerical ..	14,615	5,008	19,623	14,549	5,072	19,621
Skilled ..	12,056	1,443	13,499	12,091	1,415	13,506
Semi-skilled ..	25,832	6,985	32,817	26,048	7,020	33,068
Unskilled ..	46,614	3,390	50,004	46,565	3,344	49,909
Total ..	99,117	16,826	115,943	99,253	16,851	116,104

The total number of persons placed in employment during these two months is shown below :—

	October, 1958			November, 1958		
	Males	Females	Total	Males	Females	Total
Technical and clerical ..	132	26	158	72	17	89
Skilled ..	142	—	142	49	3	52
Semi-skilled ..	116	2	118	73	5	78
Unskilled ..	200	4	204	191	2	193
Total ..	590	32	622	385	27	412

NOTES OF CURRENT INTEREST, 1958

Trade Unions Registered in December

Regd. No.	Name of Trade Union
1182 ..	The Nivitigala Central Rubber Manufactory Eksath Kamkaru Samitiya.
1183 ..	Rajaye Krusikarma Sewaka Samitiya.
1184 ..	The All-Ceylon Railway Carriage Examiners Union.
1185 ..	The Government Agrarian Service Rice Mills and Guaranteed Price Scheme Workers' Union.
1186 ..	Sri Lanka Eksath Samupakara Sewaka Sangamaya.
1187 ..	Gal-Oya Development Board Independent Overseers Union.
1188 ..	Fisheries Department Storekeepers' Union.
1189 ..	All-Ceylon Tea, Rubber and Coconut Workers' Congress.
1190 ..	Sri Lanka Jatika Ingeru Saha Samaniya Kamkaru Samithiya.
1191 ..	The Estate and General Workers' Union.
1192 ..	Lanka Dumriya Running Shed Engineru Sewaka Sangamaya.
1193 ..	Marketing Department Workers' Union.
1194 ..	The Department of Agriculture Foremen's and Conductors' Association.
1195 ..	Madyama Lanka Co-operative Employees' Union.
1196 ..	Ceylon Petrol Shed Workers' and Kerosene Oil Hawkers' Union.

Regd. No.	• Name of Trade Union
1197 ..	Jatika Sewa Rajaye Guru Sangamaya.
1198 ..	The Rural Development Staff Union.
1199 ..	Rubber Research Institute of Ceylon Technical Staff Association.
1200 ..	Galle Harbour Independent Lightman's Union.
1201 ..	Department of Agrarian Services Irrigation Officers' Union.
1202 ..	Idam Sanwardana Departhumenthuwa Eksath Kshesthra Kamkaru Gabadakaruwange Sangamaya.
1203 ..	United Plumbago Mine Workers' Union.
1204 ..	Union of the Education Inspectorate.
1205 ..	Kalalelle Sinhala Wathu Kamkaru Samithiya.
1206 ..	Government Architects' Association.
1207 ..	M. R. Fernando & Co., Ltd., Employers' Union.
1208 ..	The Panwila United Estates Workers' Union.
1209 ..	Uva Rajaye Govipola Eksath Kamkaru Samithiya.
1210 ..	P. W. D. (Apprentices) Technical Officers' Union.

CONSOLIDATED DECISIONS OF WAGES BOARDS

LI—The Building Trade

THE original decisions in respect of the Building Trade, made by the Wages Board for that trade, came into force on September 1, 1950. A notification relating to those decisions was published under section 27 (3) of the Wages Boards Ordinance, No. 27 of 1941, in *Ceylon Government Gazette* No. 10,141 of August 25, 1950. Decisions varying earlier decisions were published in notifications appearing in *Ceylon Government Gazettes Extraordinary* No. 10,229 of March 30, 1951, and No. 10,542 of June 29, 1953, *Ceylon Government Gazette* No. 10,850 of October 21, 1955, *Ceylon Government Gazettes Extraordinary* No. 11,306 of April 30, 1958, No. 11,542 of September 30, 1958, and No. 11,605 of November 29, 1958.

DECISIONS

PART I

Direction under Section 20 (2) (b)

The special allowance shall be computed and published once a month by the Commissioner of Labour.

The special allowance for a normal working day in any month shall be computed on the cost of living index number for the month immediately preceding that month.

Intervals at which Wages shall be paid [Section 23 (1)]

Wages shall be paid weekly and within three days of the end of each week.

Definition of a Normal Working Day (Section 24)

The number of hours constituting a normal working day (inclusive of one hour for a meal) shall be—

on any day other than a Saturday	9
on a Saturday	6½

PART II

The minimum rate of wages for time work shall consist of—

- (1) a basic rate, and
- (2) a special allowance, as set out hereunder—

1 Class of worker	2 Basic rate for a normal working day	3 Rate of Special Allowance for a normal working day in any month					
		(a)	(b)	(c)			
		Where the cost of living index number for the preceding month is 100·1, the special allow- ance shall be—	Where the cost of living index number for the preceding month is 100·0, the special allow- ance shall be—	Where the cost of living index number for the preceding month is above 100·1 or below 100·0, the rate of special allowance prescribed in the preced- ing column 3 (a) shall be increased or the rate of special allowance pre- scribed in the preceding column 3 (b) shall be decreased, as the case may be, for each complete unit of 1·8 points by which the index number exceeds 100·1 or falls short of 100·0 (no account being taken of any fraction of that unit), by an amount computed at the rate set out here- under as illustrated in Tables I and II below respectively			
<i>Unskilled</i>	Rs. c.	Rs. c.	Rs. c.	Cents			
Male labourers not under 18 years of age	1 40	} 2 0	.. 1 97	} 3			
Female labourers not under 18 years of age	1 10						
Unskilled labourers (irrespective of sex) under 18 years of age	0 90						
<i>Semi-skilled, Grade II</i>							
Painters, decorators, tilers (roofing), scaffolders, mechanical equipment operators	1 65	} 2 10	.. 2 7	} 3			
<i>Semi-skilled, Grade I</i>							
Kanganies	1 80						
<i>Skilled</i>							
Masons (building), carpenters (building), plumbers; erectors (construction steel); equipment maintenance men; tinkers	2 0						

TABLES ILLUSTRATING THE APPLICATION OF THE DIRECTIONS SET OUT IN COLUMN 3 (C) ABOVE

Table I

Special Allowance payable in the event of a rise in the index number

Index No.	Unskilled Labourer Rs. c.	Worker other than an Unskilled Labourer Rs. c.
100·1-101·8	2· 0	2·10
101·9-103·6	2· 3	2·13
103·7-105·4	2· 6	2·16
105·5-107·2	2· 9	2·19
107·3-109·0	2·12	2·22

Table II

Special Allowance payable in the event of a fall in the index number

Index No.	Unskilled Labourer		Worker other than an Unskilled Labourer	
	Rs.	c.	Rs.	c.
100-0-98-3	1	97	2	7
98-2-96-5	1	94	2	4
96-4-94-7	1	91	2	1
94-6-92-9	1	88	1	98
92-8-91-1	1	85	1	95

PART III

Overtime Rate

In respect of each hour of work in excess of the normal working day the minimum overtime rate shall be the minimum hourly rate (ascertained by dividing the minimum daily rate by 8) increased by 50 per cent of such minimum hourly rate.

PART IV

Weekly Holiday (Section 24)

Every employer shall allow each Sunday as the weekly holiday to all workers employed under him :

Provided, however, that an employer may employ any worker on a Sunday subject to the conditions—

- (1) that a day within the six days next succeeding such Sunday shall be allowed to that worker as a holiday ; and
- (2) that in respect of work done on a Sunday, that worker shall be paid as remuneration, the minimum rate of wages for a normal working day increased by—
 - (a) 50 per cent of such minimum rate for the first 9 hours (inclusive of one hour for a meal) ; and
 - (b) 100 per cent of the minimum hourly rate (ascertained by dividing the daily minimum time rate by 8) for each subsequent hour of work.

Annual Holidays (Section 25)

1. If a worker has been in continuous employment and has worked under the same employer in any year (herein-after called the "qualifying year"), he shall be allowed in the next succeeding year a holiday or holidays calculated at the rate of one holiday for each unit of 18 days on which the worker has worked.

Provided, however, that it shall not be obligatory on an employer to allow any such holiday in respect of any period of work in excess of 252 days.

2. Where a worker intends to leave his employment of his own accord or is to be discontinued, or dismissed from employment, such worker shall be entitled to take during the period immediately preceding such leaving, discontinuance or dismissal—

- (a) every holiday that he is entitled to in respect of the qualifying year and which he has not already taken ; and
- (b) holidays calculated at the rate of one holiday for each unit of 18 days during which that worker has already worked in the year in which he leaves employment, is discontinued, or dismissed from employment ;

Provided, however, that the maximum number of holidays which a worker shall be entitled to take under the provisions of sub-paragraph (b) of this paragraph shall not exceed the maximum number of holidays which that worker would have been entitled to take under the provisions of paragraph 1, if such worker had continued in employment ; and

Provided further, that the total number of holidays which a worker shall be entitled to take in any year under the provisions of this paragraph shall not exceed twenty-one.

3. For the purposes of paragraphs 1 and 2, “ days on which a worker has worked ” shall include—

- (a) every holiday allowed by the employer to the worker under section 25 at any earlier time in any year under consideration ;
- (b) every day of absence on any grounds approved by the employer ;
- (c) every day of absence due to any injury to the worker caused by an accident arising out of and in the course of his employment ;
- (d) every day of absence due to any occupational disease specified in Schedule III of the Workmen’s Compensation Ordinance (Chapter 117) ;
- (e) every day on which the employer fails to provide work for the worker ; and
- (f) every day of absence due to a strike or lockout that is not illegal and that does not continue for more than 30 days ;

but shall not include the day fixed as the weekly holiday under section 24.

4. (1) A worker shall be allowed and shall take the holidays to which he is entitled on consecutive days.

(2) A worker shall be allowed his holiday or holidays on a day or days to be mutually agreed upon between him and his employer.

5. (1) The remuneration due to a worker for each holiday referred to in paragraph 1 and sub-paragraph (a) of paragraph 2 shall be the average daily wage of the worker ascertained by dividing the total wage (excluding overtime and bonuses) earned by the worker for the days on which he has actually worked in the last 60 days of the qualifying year by the number of such days.

(2) The remuneration due to a worker for each holiday referred to in sub-paragraph (b) of paragraph 2 shall be the average daily wage of the worker ascertained by dividing the total wage (excluding overtime and bonuses) earned by the worker for the days on which he has actually worked during the period of 18 days immediately preceding his leaving of employment, discontinuance or dismissal by the number of such days.

6. The remuneration due to a worker in respect of his holiday or holidays shall be paid to him before such holiday or holidays but not earlier than seven days before such holiday or holidays.

7. In these paragraphs, " year " means a continuous period of twelve months.

8. The foregoing decisions shall not apply in respect of employment at any time more than 12 months prior to the date on which the decisions come into force.

TABLE I—COST OF LIVING INDEX NUMBERS

A

Colombo Working Class

Base : November, 1938-April, 1939=100

Year	Food	Fuel and Light	Rent	Clothing	Miscellaneous	Final Index Number
Group Weights	52.40 ..	6.28 ..	15.96 ..	8.36 ..	17.00 ..	(Nov. 1938-April 1939 = 100)

INDEX NUMBERS

Base : November, 1938-April, 1939 = 100

1939	112	102	97	112	104	108†
1940	115	103	97	128	111	112
1941	129	108	96	153	116	122
1942	183	171	93	194	144	162*

Index Number
Nov., 1942
= 100

Base : November, 1942 = 100

Group Weights	63.66 ..	7.26 ..	7.06 ..	8.78 ..	13.24	
1943	103	94	105	138	118	107 .. 197*
1944	102	94	105	156	127	109 .. 200
1945	110	94	112	165	158	121 .. 221
1946	113	111	124	180	155	125 .. 229
1947	126	121	136	213	157	138 .. 252
1948	138	101	148	189	157	142 .. 260
1949	144	97	129	156	148	141 .. 258
1950	154	102	129	155	154	149 .. 272
1951	155	112	129	197	160	154 .. 283
1952	153	104	131	192	168	153 .. 281

† Average for 5 months only.

* Average for 11 months only.

B

Colombo Consumers' Price Index

Base : Average Prices 1952=100

Year	Food	Fuel and Light	Rent	Clothing	Miscellaneous	Final Index Number
Group Weights	61.89 ..	4.29 ..	5.70 ..	9.42 ..	18.71	

INDEX NUMBERS

1953	105.97	99.82	101.32	82.82	97.17	101.6
1954	106.13	103.35	101.53	79.52	94.43	101.1
1955	105.09	102.34	101.53	80.50	94.62	100.5
1956	103.32	101.30	101.53	81.76	98.60	100.2
1957	104.94	97.32	101.53	84.39	106.92	102.8

1957—

January	103.45	97.00	101.53	83.43	100.56	100.6
February	103.00	97.35	101.53	83.34	103.04	100.8
March	102.99	98.73	101.53	82.85	103.28	100.9
April	104.95	96.54	101.53	83.25	104.26	102.2
May	105.45	97.69	101.53	83.92	107.61	103.3
June	105.38	98.39	101.53	84.10	106.63	103.1
July	105.70	97.35	101.53	85.34	108.4	103.6
August	103.14	97.00	101.53	85.02	110.15	102.4
September	103.20	95.85	101.53	84.97	109.89	102.3
October	105.94	95.50	101.53	85.44	110.18	104.1
November	107.60	99.08	101.53	85.08	109.89	105.2
December	108.42	97.35	101.53	85.95	109.49	105.6

1958—

January	109.16	98.39	101.53	86.04	110.31	106.3
February	107.99	99.77	101.53	86.22	111.05	105.8
March	106.68	100.58	101.53	85.50	110.26	104.8
April	106.02	100.92	101.53	86.12	110.79	104.6
May	107.00	99.42	101.53	86.77	110.89	105.2
June	105.43	101.61	101.53	87.52	111.76	104.5
July	102.46	102.31	101.53	87.86	114.27	103.2
August	103.79	102.31	101.53	88.23	116.15	104.4
September	104.30	97.69	101.53	88.42	115.75	104.5
October	106.22	104.50	101.53	89.00	116.47	106.2
November	106.08	102.65	101.53	88.96	115.01	105.7
December	103.92	102.31	101.53	89.53	113.90	104.2

TABLE II—WAGES INDEX NUMBERS

Tea and Rubber Estate Labourers and Unskilled Male Workers in Government Employment

A
BASE : 1939=100

Year	Tea and Rubber Estate Workers			Unskilled Male Workers in Government Employment in Colombo		
	Average Minimum Daily rate of Wages Rs. c.	Minimum Wage Rate No.	Index No. of Real Wages	Average Monthly Rate of Wages Rs. c.	Wage Rate Index No.	Index No. of Real Wages
1939 .. — ..	41	100	100	16.64	100	100
1940 .. — ..	41	100	93	16.64	100	96
1941 .. — ..	45	110	92	18.45	111	98
1942 .. — ..	68	166	111	24.23	145	97
1943 .. — ..	83	202	102	28.98	174	96
1944 .. — ..	87	212	101	34.03	204	110
1945 .. — ..	1.00	244	110	41.92	252	123
1946 .. — ..	1.15	280	123	68.52	412	194
1947 .. — ..	1.20	293	123	75.74	455	195
1948 .. — ..	1.29	315	122	78.16	470	195
1949 .. — ..	1.31	320	121	77.81	468	196
1950 .. — ..	1.53	373	136	83.11	499	198
1951 .. — ..	1.90	463	161	89.79	540	206
1952 .. — ..	1.92	468	163	89.79	540	207

B
BASE : 1952=100

1953 .. — ..	1.95	101.56	99.96	90.97	101.31	99.71
1954 .. — ..	1.99	103.65	102.52	91.04	101.39	100.29
1955 .. — ..	2.06	107.29	106.76	94.94	105.74	105.21
1956 .. — ..	2.08	108.33	108.11	96.24	107.18	106.97
1957 .. — ..	2.10	109.38	106.40	99.16	110.44	107.43
1957 .. January	2.07	107.81	107.17	96.24	107.18	106.54
February	2.07	107.81	106.95	96.24	107.18	106.33
March	2.07	107.81	106.85	96.24	107.18	106.22
April	2.07	107.81	105.49	96.24	107.18	104.87
May	2.10	109.38	105.89	96.24	107.18	103.76
June	2.12	110.42	107.10	96.24	107.18	103.96
July	2.12	110.42	106.58	96.24	107.18	103.46
August	2.12	110.42	107.83	96.24	107.18	104.67
September	2.10	109.38	106.92	96.24	107.18	104.77
October	2.10	109.38	105.07	96.24	107.18	102.96
November	2.12	110.42	104.96	113.74	123.67	120.41
December	2.15	111.98	106.04	113.74	126.67	119.95
1958 .. January	2.15	111.98	105.34	113.74	126.67	119.16
February	2.15	111.98	105.84	113.74	126.67	119.73
March	2.15	111.98	106.85	113.74	126.67	120.87
April	2.15	111.98	107.06	113.74	126.67	121.10
May	2.15	111.98	106.44	113.74	126.67	120.41
June	2.15	111.98	107.16	113.74	126.67	121.22
July	2.12	110.42	107.00	113.74	126.67	122.74
August	2.12	110.42	105.77	113.74	126.67	121.33
September	2.12	110.42	105.67	113.74	126.67	121.22
October	2.12	110.42	103.97	113.74	126.67	119.27
November	2.15	111.98	105.94	113.74	126.67	119.84
December	2.15	111.98	107.47	113.74	126.67	121.56

TABLE III—GENERAL WAGES RATE (MINIMUM) INDEX NUMBERS

Base 1952 = 100

Year	Agriculture*		Trades other than Agriculture †		Agriculture and Trades other than Agriculture Combined	
	Minimum Average daily rates of Wages	Minimum Wage rate Index No.	Minimum Average daily rates of Wages	Minimum Wage rate Index No.	Minimum Average daily rates of Wages	Minimum Wage rate Index No.
	Rs. c.		Rs. c.		Rs. c.	
1952 ..	—	100.00	2 92	100.00	2 4	100.00
1953 ..	—	101.53	2 95	101.03	2 7	101.47
1954 ..	—	103.06	2 94	100.68	2 9	102.45
1955 ..	—	106.63	2 96	101.37	2 16	105.88
1956 ..	—	107.14	3 0	102.74	2 17	106.37
1957 ..	—	108.67	3 15	107.88	2 20	107.84
1957 ..	January	107.14	3 1	103.08	2.17	106.37
	February	107.14	3 1	103.08	2.17	106.37
	March	107.14	3 1	103.08	2.17	106.37
	April	107.14	3 1	103.08	2.17	106.37
	May	108.16	3 4	104.11	2.19	107.35
	June	109.69	3 5	104.45	2.22	108.82
	July	109.69	3 5	104.45	2.22	108.82
	August	109.69	3 5	104.45	2.22	108.82
	September	108.16	3 5	104.45	2.19	107.35
	October	108.16	3 5	104.45	2.19	107.35
	November	109.69	3 8	105.48	2.22	108.82
	December	110.71	3 16	108.22	2.25	110.29
1958 ..	January	110.71	3 18	108.90	2.25	110.29
	February	110.71	3 20	109.59	2.25	110.29
	March	110.71	3 30	113.01	2.26	110.78
	April	110.71	3.31	113.36	2.26	110.78
	May	110.71	3.32	113.70	2.26	110.78
	June	110.71	3.32	113.70	2.26	110.78
	July	109.69	3.32	113.70	2.24	109.80
	August	109.69	3.29	112.67	2.24	109.80
	September	109.69	3.51	120.21	2.26	110.78
	October	109.69	3.51	120.21	2.26	110.78
	November	110.71	3.73	127.74	2.29	112.26
	December	110.71	3.74	128.08	2.29	112.26

* Includes Tea Growing and Manufacturing, Rubber Growing and Manufacturing and Coconut Growing Trades only.

† Includes Coconut Manufacturing, Engineering, Printing, Match Manufacturing, Motor Transport, Dock, Harbour and Port Transport, Tea Export, Rubber Export, Cinema and Building Trades only.

TABLE IV

The number of Registrants for employment or better employment according to Registers maintained at the Employment Exchanges in the Island

Year		Technical and Clerical	Skilled	Semi- skilled	Unskilled	Total
1939	..	3,712	11,964	5,034	5,967	26,677
1940	..	4,734	13,130	4,800	4,981	27,645
1941	..	5,274	8,882	2,351	3,951	20,458
1942	..	6,589	9,411	1,882	1,451	19,333
1943	..	2,282	2,872	1,312	1,869	8,335
1944 *	..	295	358	227	173	1,651
1945	..	2,258	11,025	3,267	4,816	21,366
1946	..	5,636	10,012	7,527	13,369	36,544
1947	..	2,883	7,325	8,113	16,423	34,744
1948	..	4,474	13,027	12,443	36,712	66,656
1949	..	5,132	11,994	13,591	39,015	69,732
1950	..	5,627	10,525	13,523	35,447	65,122
1951	..	5,515	8,186	12,520	26,486	52,707
1952	..	6,883	7,522	13,795	24,823	53,029
1953	..	8,374	6,462	13,676	23,034	51,546
1954	..	11,728	7,919	16,287	27,370	63,304
1955	..	14,498	8,544	20,142	27,826	71,010
1956	..	16,091	9,794	25,808	34,259	85,952
1957	January	16,719	10,034	26,688	35,273	88,714
	February	16,865	10,033	27,056	35,777	89,731
	March	16,595	10,021	26,882	35,398	88,896
	April	15,982	9,748	25,805	34,970	86,505
	May	16,025	9,751	25,798	35,086	86,660
	June	16,192	9,794	26,226	36,207	88,419
	July	17,139	10,334	27,986	38,667	94,126
	August	17,743	10,852	28,517	39,711	96,823
	September	17,611	11,118	28,374	40,447	97,550
	October	18,142	12,226	29,169	43,901	103,438
	November	18,720	12,981	30,177	46,370	108,248
	† December	18,582	13,439	30,864	47,971	110,856
1958	January	19,257	14,175	32,803	50,016	116,251
	February	19,792	14,287	33,020	49,951	117,050
	March	19,830	14,110	33,167	49,673	116,780
	April	19,443	13,720	32,315	48,188	113,666
	May	18,674	13,123	32,123	45,361	109,281
	June	18,707	13,003	32,052	46,564	110,326
	July	19,086	13,381	32,526	49,083	114,076
	August	19,195	13,441	32,356	49,926	114,918
	September	19,426	13,615	32,562	49,885	115,488
	October	19,623	13,499	32,817	50,004	115,943
	November	19,621	13,506	33,068	49,909	116,104

* Up to 1944 there was only 1 Employment Exchange in Colombo. In 1945, Exchanges were opened in all the principal towns of the Island.

† Amended figures.

TABLE V

The number of Registrants for employment or better employment according to registers maintained at the Employment Exchanges

CLASSIFICATION BY EXCHANGE AREAS

Year	Colombo	Negombo	Kalutara	Galle	Kandy	Nawalapitiya	Kurunegala	Jaffna	Ratnapura	Badulla	Batticaloa	Kalmunai**	Trincomalee	Anuradhapura	A Tissawella	Haputale	Matara	Total
1941 ..	20,458	—	—	—	—	—	—	—	—	—	—	—	—	—	—	—	—	20,458
1942 ..	19,333	—	—	—	—	—	—	—	—	—	—	—	—	—	—	—	—	19,333
1943 ..	8,335	—	—	—	—	—	—	—	—	—	—	—	—	—	—	—	—	8,335
1944 ..	1,053	—	—	—	—	—	—	—	—	—	—	—	—	—	—	—	—	1,053
1945 ..	10,784	378	2,128	1,239	2,363	259	431	841	120	46	65	—	1,497	—	—	—	—	21,366*
1946 ..	25,805	1,117	808	993	3,397	726	352	816	119	438	727	—	611	—	—	—	—	36,544†
1947 ..	21,589	2,239	1,643	2,133	4,955	564	430	481	170	490	—	—	—	—	—	—	—	34,744
1948 ..	42,209	7,235	2,414	3,995	4,577	1,066	851	1,526	607	704	1,189	—	238	—	—	—	—	66,656
1949 ..	44,552	5,041	4,125	5,429	3,195	953	1,052	2,185	727	1,170	607	—	696	—	—	—	—	69,732
1950 ..	41,988	3,696	3,501	6,032	2,904	943	1,208	1,991	553	928	980	—	348	—	—	—	—	65,122
1951 ..	33,125	3,422	2,886	4,350	2,209	537‡	886	1,587	569	904	418	1,207	284	323	—	—	—	52,707‡
1952 ..	32,124	3,028	3,263	3,381	3,730	547	1,162	1,435	909	663	422	992	252	437	678	—	—	53,023
1953 ..	30,203	2,561	3,316	3,949	3,030	735	1,190	1,294	1,002	417	344	333	239	548	477	526	1,382	51,546
1954 ..	33,410	2,909	3,484	6,024	3,148	1,708	2,220	1,992	1,471	440	888	297	1,567	884	1,377	396	1,589	63,304
1955 ..	36,451	3,395	4,740	6,331	4,877	638	2,767	2,199	1,962	619	455	261	776	1,104	1,582	392	2,411	71,010
1956 ..	43,039	3,971	6,243	6,651	4,667	503	4,449	2,165	2,462	604	703	694	939	1,651	1,984	721	4,206	85,952
1957—	—	—	—	—	—	—	—	—	—	—	—	—	—	—	—	—	—	—
January ..	43,835	4,062	6,319	6,753	5,046	488	4,644	2,286	2,591	908	740	727	918	2,295	2,013	779	4,310	88,714
February..	43,694	4,079	6,419	6,832	5,496	449	4,879	2,330	2,597	948	733	706	952	2,573	1,998	795	4,251	89,731

TABLE V—(contd.)

Year	Colombo	Negombo	Katutura	Galle	Kandy	Nawalpitiya	Kurunegala	Jaffna	Ratnapura	Badulla	Batticaloa	Kalmunna**	Trincomalee	Amurathapura	Avisawella	Haputale	Makara	Vavuniya	Kegalla	Total
March	43,818	4,074	6,321	6,820	5,459	450	4,828	2,386	2,592	886	711	607	860	2,348	1,913	681	4,142	—	—	88,896
April	43,351	4,081	6,150	6,623	4,632	398	4,638	2,392	539	791	688	490	1,017	2,176	1,907	644	3,988	—	—	86,505
May	43,341	4,063	6,173	6,809	4,651	398	4,578	2,407	2,616	802	634	529	1,122	1,978	1,904	684	3,971	—	—	86,660
June	43,996	4,084	6,175	7,024	4,650	507	4,815	2,424	2,770	842	593	510	1,068	1,810	2,020	745	3,997	389	—	88,419
July	45,528	4,152	6,295	7,489	4,966	548	4,877	2,413	2,837	876	638	539	1,234	1,761	2,063	810	4,040	370	2,700	94,126
August	46,939	4,285	6,519	7,778	5,155	528	5,041	2,473	2,859	936	648	583	1,140	1,566	2,085	929	4,078	384	2,897	96,823
September	47,758	5,119	6,616	7,859	5,491	540	4,960	2,496	2,859	942	631	608	1,079	1,392	2,135	851	4,114	495	1,605	97,550
October	49,005	7,621	6,508	8,304	6,147	565	4,979	2,431	2,993	969	605	629	1,167	1,380	2,195	855	4,735	561	1,739	103,438
November	49,715	9,154	6,622	8,681	6,903	724	5,381	2,592	3,137	959	602	580	1,235	1,286	2,266	883	5,092	577	1,859	108,248
December	49,899	9,636	6,772	9,225	7,462	794	5,651	2,681	3,180	1,079	631	501§	1,252	1,198	2,226	840	5,331	551	1,947	110,856
1958—																				
January	51,800	9,406	7,075	9,895	8,411	832	6,030	2,930	3,359	1,125	759	464	1,308	1,409	2,413	881	5,490	464	2,200	116,251
February	51,897	8,997	7,092	10,447	8,650	899	6,214	2,967	3,315	1,137	817	398	1,232	1,503	2,458	913	5,422	417	2,225	117,050
March	51,597	8,774	6,940	10,926	8,398	934	6,288	3,093	3,272	1,105	857	386	1,211	1,473	2,584	935	5,409	424	2,174	116,780
April	50,298	8,479	6,720	11,254	8,490	889	5,401	2,826	3,215	1,150	794	383	1,143	1,281	2,527	1,012	5,227	431	2,146	113,666
May	49,597	7,643	6,819	11,765	6,132	945	4,746	2,858	3,255	1,099	713	407	1,212	1,262	2,608	1,061	4,528	454	2,177	109,281
June	49,880	7,361	6,844	12,180	6,041	983	4,747	2,830	3,363	1,094	794	380	1,406	1,232	2,720	1,147	4,766	366	2,187	110,326
July	51,741	7,354	6,944	12,647	6,244	1,026	4,505	2,992	3,613	1,176	880	571	1,405	1,258	2,892	1,226	4,861	415	2,326	114,076
August	52,165	7,124	6,747	12,903	6,294	1,024	4,672	3,200	3,708	938	914	588	1,340	1,297	2,927	1,231	4,916	484	2,396	114,918
September	52,401	6,798	6,663	13,105	6,467	1,136	4,569	3,335	3,916	1,079	874	614	1,218	1,345	2,881	1,117	5,040	481	2,389	115,488
October	52,179	8,225	6,850	13,151	6,788	1,173	2,971	3,405	4,163	1,152	871	455	1,063	1,323	2,880	1,118	5,252	486	2,438	115,943
November	51,772	8,040	7,181	13,595	6,886	1,092	3,030	3,561	4,077	1,171	872	391	1,019	1,261	2,897	1,092	5,268	482	2,417	116,104

* Total includes 127 registered at Matugama, 164 at Chilaw, † Total includes 141 registered at Matugama, 254 at Chilaw, and 240 at Avisawella. ‡ Revised figures.
 § Amended figures. (These Exchanges functioned only during 1945 and 1946.)

**This Exchange has been shifted to Amparal with effect from September, 1958.

TABLE VI—The number of Persons placed in employment since 1939

Year	Technical and Clerical		Skilled		Semi-skilled		Unskilled		Total
	Regd.	Placed	Regd.	Placed	Regd.	Placed	Regd.	Placed	
1939	—	—	—	—	—	—	—	—	2,583
1940	—	—	—	—	—	—	—	—	5,089
1941	—	—	—	—	—	—	—	—	9,071
1942	—	—	—	—	—	—	—	—	8,129
1943	—	—	—	—	—	—	—	—	4,170
1944	—	—	—	—	—	—	—	—	1,875
1945	369	—	1,104	—	411	—	2,653	—	4,537
1946	1,303	—	3,012	—	1,341	—	10,130	—	15,786
1947	915	—	1,417	—	911	—	4,161	—	7,404
1948	1,355	—	1,563	—	1,311	—	6,118	—	10,347
1949	1,807	—	1,616	—	1,767	—	9,590	—	14,780
1950	2,059	—	1,509	—	1,438	—	5,773	—	10,779
1951	2,019	—	1,546	—	1,867	—	5,874	—	11,306
1952	3,107	—	1,802	—	1,887	—	5,657	—	12,453
1953	1,528	—	669	—	1,371	—	2,820	—	6,388
1954	1,097	—	879	—	922	—	4,660	—	7,558
1955	2,166	—	1,064	—	1,187	—	3,791	—	8,208
1956	1,913	—	845	—	1,565	—	4,162	—	8,485
1957	January	125	46	130	161	—	—	—	462
	February	58	54	106	245	—	—	—	463
	March	76	57	137	286	—	—	—	556
	April	42	46	64	136	—	—	—	288
	May	64	57	91	265	—	—	—	477
	June	87	73	143	366	—	—	—	669
	July	137	57	103	419	—	—	—	716
	August	76	69	67	257	—	—	—	469
	September	154	80	81	476	—	—	—	791
	October	122	68	99	151	—	—	—	440
	November	152	43	98	130	—	—	—	423
	December	83	59	61	161	—	—	—	364
1958	January	149	134	62	176	—	—	—	521
	February	146	45	101	180	—	—	—	472
	March	406	32	82	188	—	—	—	708
	April	145	64	72	202	—	—	—	483
	May	179	62	79	205	—	—	—	525
	June	91	76	74	139	—	—	—	380
	July	108	63	90	314	—	—	—	575
	August	132	66	71	173	—	—	—	442
	September	112	33	86	111	—	—	—	342
	October	158	142	118	204	—	—	—	622
	November	89	52	78	193	—	—	—	412

TABLE VII—The Number of Persons registered and the Number placed in Employment during the Month of November, 1958

Employment Exchanges	Technical and Clerical		Skilled		Semi-skilled		Unskilled		Total	
	Regd.	Placed	Regd.	Placed	Regd.	Placed	Regd.	Placed	Regd.	Placed
	Colombo	609	54	540	39	862	29	1,745	85	3,756
Negombo	65	1	46	—	83	3	173	1	367	5
Kalutara	163	—	87	—	215	1	252	—	717	1
Galle	165	4	106	2	208	1	345	23	824	30
Kandy	126	2	84	5	159	2	285	—	654	9
Nawalapitiya	13	6	20	—	26	—	75	—	134	6
Kurunegala	56	1	46	—	107	6	163	7	372	14
Jaffna	116	6	24	4	112	1	155	18	407	29
Ratnapura	50	—	33	—	138	2	88	—	309	2
Badulla	24	—	15	—	49	2	21	1	109	3
Batticaloa	24	7	16	1	40	4	35	6	115	18
Kalmunai	16	—	7	—	6	3	34	9	63	12
Trincomalee	15	—	4	—	23	1	90	—	132	1
Anuradhapura	25	1	11	—	34	3	44	1	114	5
Awissawella	22	—	24	—	52	1	102	—	200	1
Haputale	2	1	4	—	26	12	37	41	69	54
Matara	70	—	68	—	113	4	224	1	475	5
Yavuniya	13	6	1	—	32	2	10	—	56	8
Kegalla	27	—	29	1	70	1	50	—	176	2
Tota	1,601	89	1,165	52	2,355	78	3,928	193	9,049	412

TABLE VIII—STRIKES IN CEYLON SINCE 1939

Year	Plantations			Others		
	Number of Strikes	Number of Workers Involved	Number of Man-days Lost	Number of Strikes	Number of Workers Involved	Number of Man-days Lost
1939	18	Not available	Not available	4	Not available	Not available
1940	36	9,732*	do.	8	do.	do.
1941	27	4,156	do.	15	do.	do.
1942	8	949	do.	14	do.	do.
1943	22	2,436	5,234	31†	4,550	4,359
1944	26	3,648	4,048‡	66‡	12,399	25,937
1945	28	3,514	4,285	53	28,875	153,388‡
1946	87	15,259	31,830‡	69	39,237	250,866
1947	53	11,849	199,657	52	43,485	544,174
1948	33	23,100	49,933‡	20	1,065	2,497‡
1949	66	477,412	681,340	28	2,874	14,576‡
1950	82	22,808	85,837	28	5,471	22,617
1951	67	306,091	521,040	35	6,726	17,484
1952	36	5,355	9,414	39	6,168	46,990
1953	33	363,600	430,586	54	14,482	31,996
1954	59	86,450	391,200	55	15,381	85,569
1955	60	11,437	69,913	47	11,293	36,016
1956	99	56,908	200,888	115	31,852	152,966
1957	177	297,061	618,050	127	70,239	190,443
1958 (January to October)	87	28,147	298,830	47	**10,352	**103,438
1957 January	15	2,643	4,535	8	827	13,715
February	12	5,342	28,666	1	85	669
March	14	7,896	36,825	5	4,015	16,107
April	22	18,190	35,096	5	525	306
May	14	3,877	16,665	19	5,362	7,041
June	12	2,288	12,066	11	7,274	11,609
July	21	6,600	26,975	4	489	651
August	14	13,752	75,083	8	1,346	6,038
September	11	2,309	10,736	9	3,649	2,112
October	14	3,478	23,499	16	7,985	9,317
November	22	18,840	134,879	9	21,638	40,851
December	6	211,846	213,025	32	17,044	82,027
1958 January	10	5,536	195,212	6	796	1,072
February	12	2,720	26,686	2	152	1,856
March	11	5,260	10,447	11	3,748	19,129
April	13	3,671	20,912	13	4,748	67,098
May	8	2,717	5,361	11	**666	**13,737
June	Nil	—	—	Nil	—	—
July	Nil	—	—	1	27	81
August	5	388	1,299	Nil	—	—
September	14	3,751	22,199	2	65	315
October	14	4,104	16,720	1	150	150

*Number of workers involved in one strike is not available.

†Number of man-days lost in one strike is not available.

‡Number of workers involved and man-days lost in respect of one strike are not available.

**These figures do not include information in respect of 2 strikes (viz. the P. S. W. T. U. F. and the C. T. U. F. strikes). They will be amended to include this information when available.

From January, 1952, strikes involving less than 5 workers or lasting less than 1 day are excluded from the Statistics except in cases where the aggregate number of man-days lost exceed 50.

Note.—The number of strikes shown against each month relate to the number of strikes that ended during the month.

**TABLE IX—CLASSIFICATION OF THE STRIKES IN
OCTOBER, 1958, BY INDUSTRIES OR TRADES**

<i>Industry or Trade</i>	<i>Number of Strikes</i>		<i>Number of Workers involved</i>		<i>Number of Man-days lost</i>
Plantations—Tea ..	6	..	2,677	..	8,245
Rubber ..	4	..	625	..	7,131
Tea-cum-Rubber ..	3	..	780	..	1,168
Coconut ..	1	..	22	..	176
Coconut-cum-Rubber ..	—	..	—	..	—
Total ..	14		4,104		16,720
Engineering ..	—	..	—	..	—
Printing ..	—	..	—	..	—
Motor Transport ..	—	..	—	..	—
Tea Export ..	—	..	—	..	—
Rubber Export ..	—	..	—	..	—
Coconut Manufacturing ..	—	..	—	..	—
Toddy, Arrack and Vinegar ..	—	..	—	..	—
Match Manufacturing ..	—	..	—	..	—
Coconut & Rubber Manufacturing ..	—	..	—	..	—
Cinema ..	—	..	—	..	—
Dock, Harbour and Port Transport ..	1	..	150	..	150
Building Trade ..	—	..	—	..	—
Local Government Services ..	—	..	—	..	—
Service Institutions ..	—	..	—	..	—
Factories, Workshops, &c., run by the State ..	—	..	—	..	—
Textile ..	—	..	—	..	—
Relief Schemes ..	—	..	—	..	—
Wholesale and Retail Distribution ..	—	..	—	..	—
Aerated Waters and Ice Manufacturing ..	—	..	—	..	—
Beedi Manufacturing ..	—	..	—	..	—
Hotel ..	—	..	—	..	—
Tile Manufacturing ..	—	..	—	..	—
Miscellaneous ..	—	..	—	..	—
Total ..	1		150		150
Grand Total ..	15		4,254		16,870

**TABLE X—CLASSIFICATION OF THE STRIKES IN
OCTOBER, 1958, IN CAUSES**

<i>Causes</i>	<i>Number of Strikes</i>				<i>Number of Workers Involved</i>			
	<i>Plantations</i>		<i>Others</i>		<i>Plantations</i>		<i>Others</i>	
1. Dismissal or loss of employment in any way. Failure to provide work ..	1	..	1	..	77	..	150	
2. Wage increases. Higher rates for piece work, &c. ..	—	..	—	..	—	..	—	
3. Other wage disputes (e.g., delay in payment, cash advances, &c.) ..	2	..	—	..	535	..	—	
4. Estate rules, working arrangements, discipline, disputes with sub-staff, &c. ..	5	..	—	..	1,269	..	—	
5. Food matters. Welfare ..	2	..	—	..	1,457	..	—	
6. Right of association and meeting ..	—	..	—	..	—	..	—	
7. Factional disputes and domestic matters ..	—	..	—	..	—	..	—	
8. External matters (e.g., arrest by Police, &c.) ..	—	..	—	..	—	..	—	
9. Assaults by employer or agent or others ..	2	..	—	..	440	..	—	
10. General demands ..	2	..	—	..	326	..	—	
11. Sympathetic strikes ..	—	..	—	..	—	..	—	
Total ..	14		1		4,104		150	

TABLE XI—ARRIVALS AND DEPARTURES OF INDIAN
ESTATE LABOURERS

Year	Arrivals			Departures			Excess of Arrivals over Departures	Excess of Departures over Arrivals
	Old	New	Total	Repatriated on Govt. Account	Left Ceylon Un-assisted	Total		
1939	25,425	3,834	29,259	2,975	31,714	34,689	—	5,430
1940	2,955	363	3,318	5,560	12,578	18,138	—	14,820
1941	3,234	350	3,584	8,410	11,243	19,653	—	16,069
1942	6,585	229	6,814	5,398	33,183	38,581	—	31,767
1943	42,677	2,076	44,753	1,368	59,577	60,945	—	16,192
1944	49,354	2,623	51,977	786	59,683	60,469	—	8,492
1945	82,598	3,844	86,442	572	85,428	86,000	442	—
1946	75,269	3,325	78,594	282	75,657	75,939	2,655	—
1947	52,177	2,400	54,577	242	58,381	58,623	—	4,046
1948	47,621	2,926	50,547	151	47,115	47,266	3,281	—
1949	42,188	2,237	44,425	302	46,538	46,840	—	2,417
1950	49,385	1,525	50,910	267	55,360	55,627	—	4,717
1951	53,218	1,503	54,721	203	58,591	58,794	—	4,073
1952	55,530	1,717	57,247	317	58,132	58,449	—	120
1953	40,761	1,160	41,921	379	45,963	46,342	—	4,421
1954	26,550	577	27,127	223	25,143	25,366	1,761	—
1955	902	—	902	75	3,166	3,241	—	2,339
1956	2,360	3	2,363	85	4,608	4,693	—	2,330
1957	1,068	4	1,072	104	4,849	4,953	—	3,881
1957—								
January	116	—	116	22	397	419	—	303
February	134	1	135	7	531	538	—	403
March	305	—	305	9	473	482	—	177
April	153	—	153	6	470	476	—	323
May	140	—	140	6	455	461	—	321
June	66	1	67	15	526	541	—	474
July	68	—	68	15	309	324	—	256
August	20	—	20	8	307	315	—	295
September	34	1	35	5	403	408	—	373
October	15	—	15	10	353	363	—	348
November	17	1	18	1	349	350	—	332
December	Nil	Nil	Nil	Nil	276	276	—	276
1958—								
January*	—	—	—	—	—	—	—	—
February*	—	—	—	—	—	—	—	—
March	—	—	14	6	6	12	2	—
April	—	—	27	—	103	103	—	76
May	—	—	10	6	221	227	—	217
June	—	—	8	—	260	260	—	252
July	—	—	13	4	235	239	—	226
August	—	—	18	5	207	212	—	194
September	—	—	1	—	119	119	—	118
October	—	—	1	—	143	143	—	142
November*	—	—	—	—	—	—	—	—

* Not available.

APPENDIX I

Statement showing the Minimum Rates of Wages payable to Workers in different Trades for which Wages Boards have been established

Month : January, 1959

<i>Class of Worker</i>	<i>Month : January, 1959</i>		
	<i>Basic Wage Rs. c.</i>	<i>Special Allowance Rs. c.</i>	<i>Total Rs. c.</i>
Tea Growing and Manufacturing Trade			
<i>Daily Rates</i>			
Male worker not under 16 years ..	1 25	1 15	2 40
Female worker not under 15 years ..	1 5	0 86	1 91
Child worker ..	0 80	0 79	1 59

Cocoa, Cardamom and Pepper Growing and Manufacturing Trade

Daily Rates

Male worker not under 16 years ..	1 10	1 15	2 25
Female worker not under 15 years ..	0 90	0 86	1 76
Child worker ..	0 65	0 79	1 44

Rubber Growing and Manufacturing Trade

Daily Rates

Male worker not under 16 years ..	1 40	1 15	2 55
Female worker not under 15 years ..	1 30	0 86	2 16
Child worker ..	1 5	0 79	1 84

Coconut Growing Trade

Daily Rates

The raising and maintenance of a coconut plantation ; and the manufacture of copra—

Kangany ..	1 15	1 15	2 30
Male not under 16 years ..	1 0	1 15	2 15
Female not under 15 years ..	0 85	0 86	1 71
Male worker under 16 years or Female worker under 15 years ..	0 75	0 79	1 54

Coconut Manufacturing Trade

The manufacture of desiccated coconut;
The manufacture of coconut oil ; and
The manufacture of fibre and coir products—

Kangany ..	1 80	2 0	3 80
Male not under 18 years ..	1 40	2 0	3 40
Female not under 18 years ..	1 15	1 66	2 81
Worker under 18 years ..	1 15	1 59	2 74

Piece rates have been fixed for certain processes.

Class of Worker	Basic Wage		Special Allowance		Total
	Rs.	c.	Rs.	c.	Rs. c.
Printing Trade (contd.)					
Class A—3rd year learner ..	56	0	59	92	115 92
" B ..	49	0	56	02	105 02
" C Grade I, 3rd year learner ..	36	0	50	17	86 17
" C " II, " " ..	32	0	47	15	79 15
" D—3rd year learner ..	28	0	44	32	72 32
Class A—4th year learner ..	71	0	72	12	143 12
" B ..	64	0	65	20	129 20
" C Grade I, 4th year learner ..	44	0	58	03	102 03
" C " II, " " ..	39	0	54	25	93 25
" D—4th year learner ..	34	0	50	67	84 67
Class A—5th year learner ..	88	0	84	82	172 82

Cigar Trade

A Piece rate of Rs. 8·0 has been fixed for every 1,000 cigars rolled.

Plumbago Trade

Daily Rates

Underground workers—

Basses ..	2 75	1 21	3 96
Kanganies } ..	2 25	1 21	3 46
Loaders }			
Overseers }	2 08	1 21	3 29
Shift bosses ..			
Blasters }	2 0	1 21	3 21
Drillers (hand and machine) }			
Shaft drivers }			
Stoppers (excavators) }			
Timbermen }	1 50	1 21	2 71
Muckers }			
Trolley-men }			
Unskilled labourers }	2 25	1 21	3 46
Onsetters or Donakatarayas ..			

Underground and surface workers—

Electricians }	2 50	1 21	3 71			
Enginemen }						
Fitters }						
Hoistmen }						
Mechanics }						
Pumpmen }						
Winchmen }	2 25	1 21	3 46			
Checkers ..						
Electricians (assistants) }				1 50	1 21	2 71
Fitters (assistants) }						
Windlassmen (dabare workers) }						

Surface workers—

Carpenters }	2 50	1 21	3 71
Masons }			
Overseers ..	2 25	1 21	3 46
Blacksmiths }	2 0	1 21	3 21
Boilermen }			
Drill sharpeners }			
Firewood carriers and splitters ..	1 60	1 21	2 81
Carters }	1 50	1 21	2 71
Watchers }			
Bakkikarayas or Banksmen ..	2 0	1 21	3 21
Cooks }	1 24	1 21	2 45
Smithy boys }			
Unskilled labourers }			

N.B.—Workers under 18 years of age performing any of the above tasks are entitled to a special allowance of only 83 cents.

Class of Worker	Basic Wages		Special Allowance		Total
	Rs.	c.	Rs.	c.	Rs. c.
Plumbago Trade (contd.)					
Workers employed in curing and dressing—					
(A) as overseers and kangannies	..	2 0	..	1 41	.. 3 41
(B) on different jobs:					
Within the Colombo area—					
Male worker not under 18 years	..	1 25	..	1 41	.. 2 66
Female worker not under 18 years	..	1 0	..	1 10	.. 2 10
Worker under 18 years	..	0 50	..	1 3	.. 1 53
Outside the Colombo area—					
Male worker not under 18 years	..	1 0	..	1 41	.. 2 41
Female worker not under 18 years	..	0 84	..	1 10	.. 1 94
Worker under 18 years	..	0 40	..	1 3	.. 1 43
"Colombo area" includes any place within 5 miles of the Municipal limits of Colombo.					

Tea Export Trade

Daily Rates

A. Male workers not under 18 years—					
(a) Grade II	..	1 40	..	2 6	.. 3 46
(b) Intermediate Grade	..	1 60	..	2 16	.. 3 76
(c) Grade I	..	1 80	..	2 16	.. 3 96
(d) Box makers and repairers	..	1 60	..	2 16	.. 3 76
(e) Watchers	..	1 70	..	2 16	.. 3 86
B. Female workers not under 18 years					
	..	1 15	..	1 94	.. 3 9
C. Workers over 14 years but under 15 years					
" 15 "	..	0 80	..	1 55	.. 2 35
" 16 "	..	0 90	..	1 60	.. 2 50
" 17 "	..	1 0	..	1 65	.. 2 65
" 18 "	..	1 15	..	1 75	.. 2 90

Rubber Export Trade

Daily Rates

A. Male workers not under 18 years—					
(a) Grade II	..	1 40	..	2 6	.. 3 46
(b) Intermediate Grade	..	1 60	..	2 16	.. 3 76
(c) Grade I	..	1 80	..	2 16	.. 3 96
(d) Watchers	..	1 70	..	2 16	.. 3 86
B. Female workers not under 18 years of age—					
(a) Grade II					
Workers employed in work other than sorting	..	1 15	..	1 94	.. 3 9
(b) Grade I					
Workers employed in sorting	..	1 30	..	1 94	.. 3 24
C. Workers over 14 years but under 15 years					
" 15 "	..	0 80	..	1 55	.. 2 35
" 16 "	..	0 90	..	1 60	.. 2 50
" 17 "	..	1 0	..	1 65	.. 2 65
" 18 "	..	1 15	..	1 75	.. 2 90

Class of Worker	Basic Wages		Special Allowance		Total
	Rs.	c.	Rs.	c.	Rs. c.
Toddy, Arrack and Vinegar Trade					
<i>Monthly Rates</i>					
Tope kangany	115	0	—	..	115 0
Toddy tavern watcher	63	0	—	..	63 0
Arrack tavern watcher	63	0	—	..	63 0
Tope watcher	50	0	—	..	50 0
Collecting station manager	75	0	—	..	75 0
Selling toddy at tavern	80	0	—	..	80 0
Selling arrack at tavern	75	0	—	..	75 0
Collecting toddy from trees in the toddy section of the trade	80	0	—	..	80 0
Collecting toddy from trees in the arrack section of the trade	52	50	—	..	52 50
Collecting toddy from trees in the vinegar section of the trade	52	50	—	..	52 50
Distilling toddy at distillery	90	0	—	..	90 0

Daily Rates

Bottling, corking and labelling arrack bottles—

(a) for a male worker not under 16 years of age	2	50	..	—	..	2 50
(b) for a female worker not under 16 years of age	2	0	..	—	..	2 0

Unskilled labourers—

Male workers not under 16 years	2	50	..	—	..	2 50
Female workers not under 16 years	2	0	..	—	..	2 0

Piece rates have been fixed for certain processes.

Motor Transport Trade

Monthly Rates

Class A Workers: Drivers of omnibuses licensed to carry over 22 passengers	100	0	..	61	42	..	161 42
Class B Workers: Drivers of omnibuses licensed to carry 22 passengers and under, drivers of ambulances, and drivers of lorries (other than those owned by an estate and used solely for internal transport within the estate) and vans with a licensed payload of over 20 cwt.	90	0	..	61	42	..	151 42
Class C Workers: Drivers of hiring cars and cabs, drivers of lorries (other than those owned by an estate and used solely for internal transport within the estate) and vans with a licensed payload of 20 cwt. and under, and drivers of hearses	85	0	..	58	92	..	143 92
Class D Workers: Drivers of lorries with trailers (including those of the Scammel-Horse type but excluding those owned by an estate and used solely for internal transport within the estate)	100	0	..	61	42	..	161 42

Class of Worker	Basic Wage		Special Allowance		Total	
	Rs.	c.	Rs.	c.	Rs.	c.
Motor Transport Trade (contd.)						
Class E Workers : Drivers of lorries owned by an estate and used solely for internal transport within the estate	70	0	56	42	126	42
Class F Workers : Conductors, clerks, cashiers, ticket clerks or booking clerks, employed in omnibuses	67	50	61	42	128	92
Class G Workers : Cleaners * and porters † of lorries with a licensed payload of over 20 cwt. ..	60	0	57	52	117	52
Class H Workers : Cleaners * and porters † of lorries with a licensed payload of 20 cwt. and under, omnibuses, hiring cars, cabs, vans, ambulances and hearses	50	0	57	52	107	52
Class I Workers : Omnibus checkers or time-keepers	60	0	57	52	117	52
Class J Workers : Omnibus Inspectors and omnibus stand supervisors	90	0	57	52	147	52
Class K Workers : Porters engaged by employers who use the motor transport trade as incidental to the carrying on of some other trade and workers in the motor transport trade other than workers specified in the preceding items	45	0	47	92	92	92

* "cleaners" means workers employed (otherwise than in clerical capacities) in connection with the maintenance of the mechanism of lorries, omnibuses, hiring cars, cabs, vans, ambulances or hearses.

† "porters" means workers employed in loading or unloading goods into or from lorries, omnibuses, hiring cars, cabs, vans, ambulances or hearses, and required to travel in the vehicles in the performance of their work.

Daily Rates

Class A worker	4	0	2	57	6	57
" B "	4	0	2	57	6	57
" C "	3	25	2	57	5	82
" D "	4	0	2	57	6	57
" E "	2	75	2	32	5	07
" F "	2	75	2	57	5	32
" G "	2	50	2	57	5	07
" H "	2	25	2	57	4	82
" K "	1	50	1	79	3	29

N.B.—Monthly rates for permanent workers and daily rates for temporary workers.

Match Manufacturing Trade

Daily Rates

Grade I—

Male 18 years and over	2	0	1	49	3	49
Female 18 years and over	1	64	1	39	3	03
Young person over 14 and under 17 years ..	0	95	0	87	1	82
Young person 17 years and over but under 18 years	1	25	1	08	2	33

Grade II—

Male 18 years and over	1	60	1	49	3	09
Female 18 years and over	1	32	1	39	2	71
Young person over 14 and under 17 years ..	0	30	0	87	1	67
Young person 17 and over but under 18 years	1	00	1	08	2	08

Month : January, 1959

Class of Worker	Basic Wage		Special Allowance		Total	
	Rs.	c.	Rs.	c.	Rs.	c.
Match Manufacturing Trade—(contd.)						
<i>Grade III—</i>						
Male 18 years and over	1	40	1	39	2	79
Female 18 years and over	1	15	1	27	2	42
Young person over 14 and under 17 years ..	0	70	0	87	1	57
Young person 17 and over but under 18 years ..	0	90	1	08	1	98
<i>Grade IV—</i>						
Watcher	1	70	1	49	3	19

Cinema Trade

Within the Municipal areas

A—Non-clerical—

Unskilled	36	50	43	74	80	24
Semi-skilled	43	0	46	34	89	34
Skilled, Grade II	55	0	48	16	103	16
Skilled, Grade I	66	0	48	16	114	16

B—Clerical—

Grade III	50	0	43	30	93	30
Grade II	55	0	46	30	101	30
Grade I	110	0	51	30	161	30

Outside the Municipal areas

A—Non-clerical—

Unskilled	36	50	43	74	80	24
Semi-skilled	40	0	46	34	89	34
Skilled, Grade II	47	0	48	16	95	16
Skilled, Grade I	61	0	48	16	109	16

B—Clerical—

Grade III	45	0	43	30	88	30
Grade II	50	0	46	30	96	30
Grade I	110	0	51	30	161	30

Dock, Harbour and Port Transport Trade

Manual Work—

Special Grade	65	0	34	0	99	0
Skilled Grade	55	0	30	0	85	0
Semi-skilled Grade	45	0	27	0	72	0
Unskilled, Grade I	37	0	27	0	64	0
Unskilled, Grade II	31	0	27	0	58	0

Women Workers—

Female kanganies	35	0	27	0	62	0
Female labourers	30	0	27	0	57	0

Non-manual Workers—

Special Grade	75	0	40	0	115	0
Grade I	55	0	30	0	85	0

Class of Worker	Basic Wage		Special Allowance		Total	
	Rs.	c.	Rs.	c.	Rs.	c.
Building Trade						
Unskilled—						
Male labourers—						
Not under 18 years	1 40	..	2 06	.. 3 46
Female labourers—						
Not under 18 years	1 10	..	2 06	.. 3 16
Unskilled labourers— (irrespective of sex)						
Under 18 years of age	0 90	..	2 06	.. 2 96
Semi-skilled, Grade II	1 65	..	2 16	.. 3 81
Semi-skilled, Grade I	1 80	..	2 16	.. 3 96
Skilled	2 0	..	2 16	.. 4 16
Beedi Manufacturing Trade						
“Nool” beedi rolling (inclusive of preparation of wrappers for rolling)—						
1,000 beedies each 2 inches long	3 50
1,000 beedies each 2½ inches long	4 0
1,000 beedies each 3 inches long	4 75
“Nool” beedi rolling (exclusive of the preparation of wrappers for rolling)—						
1,000 beedies each 2 inches long	2 0
1,000 beedies each 2½ inches long	2 25
1,000 beedies each 3 inches long	2 75
Cutting wrapping leaves (inclusive of the preparation of wrappers for rolling)—						
1,000 beedies each 2 inches long	1 50
1,000 beedies each 2½ inches long	1 75
1,000 beedies each 3 inches long	2 0
Baking Trade						
Class “A” Worker: foreman, cooks, “short eats” makers, pastry makers, cake decorators	70 0	..	57 90	.. 127 90
Class “B” Worker: dough mixers, scalers and weighers, divider men, twisters, pie men, pastry men, pie machine operators, friers, butter and icing mixers, icers, wrapping machine operators..	55 0	..	53 75	.. 108 75
Class “C” Worker: flour dumpers, flour sifters, rolling machine men, sugar grinders, bench hands, pan greasers, panners, bread trays, bun trays, cake trays, bread slicers, fruit and vegetable cleaners, cream fillers, oven helpers, oven loaders, pan stackers, bread and bun stackers, cake stackers, cutters, crust cleaners, hand wrappers, packers, general helpers, and deliverymen	39 0	..	41 53	.. 80 53

APPENDIX II (A)

Ready Reckoner showing the Basic Wages, Special Allowances and the Minimum Wages payable for the number of days worked during January, 1959, to workers in the Tea Growing and Manufacturing Trade

No. of Days	Men			Women			Child Workers *			No. of Days
	Basic Wage	Special Allowance	Minimum Wage	Basic Wage	Special Allowance	Minimum Wage	Basic Wage	Special Allowance	Minimum Wage	
	Rs. c.	Rs. c.	Rs. c.	Rs. c.	Rs. c.	Rs. c.	Rs. c.	Rs. c.	Rs. c.	
½	0 62½	0 57½	1 20	0 52½	0 43	0 95½	0 40	0 39½	0 79½	½
1	1 25	1 15	2 40	1 05	0 86	1 91	0 80	0 79	1 59	1
2	2 50	2 30	4 80	2 10	1 72	3 82	1 60	1 58	3 18	2
3	3 75	3 45	7 20	3 15	2 58	5 73	2 40	2 37	4 77	3
4	5 00	4 60	9 60	4 20	3 44	7 64	3 20	3 16	6 36	4
5	6 25	5 75	12 00	5 25	4 30	9 55	4 00	3 95	7 95	5
6	7 50	6 90	14 40	6 30	5 16	11 46	4 80	4 74	9 54	6
7	8 75	8 05	16 80	7 35	6 02	13 37	5 60	5 53	11 13	7
8	10 00	9 20	19 20	8 40	6 88	15 28	6 40	6 32	12 72	8
9	11 25	10 35	21 60	9 45	7 74	17 19	7 20	7 11	14 31	9
10	12 50	11 50	24 00	10 50	8 60	19 10	8 00	7 90	15 90	10
11	13 75	12 65	26 40	11 55	9 46	21 01	8 80	8 69	17 49	11
12	15 00	13 80	28 80	12 60	10 32	22 92	9 60	9 48	19 08	12
13	16 25	14 95	31 20	13 65	11 18	24 83	10 40	10 27	20 67	13
14	17 50	16 10	33 60	14 70	12 04	26 74	11 20	11 06	22 26	14
15	18 75	17 25	36 00	15 75	12 90	28 65	12 00	11 85	23 85	15
16	20 00	18 40	38 40	16 80	13 76	30 56	12 80	12 64	25 44	16
17	21 25	19 55	40 80	17 85	14 62	32 47	13 60	13 43	27 03	17
18	22 50	20 70	43 20	18 90	15 48	34 38	14 40	14 22	28 62	18
19	23 75	21 85	45 60	19 95	16 34	36 29	15 20	15 01	30 21	19
20	25 00	23 00	48 00	21 00	17 20	38 20	16 00	15 80	31 80	20
21	26 25	24 15	50 40	22 05	18 06	40 11	16 80	16 59	33 39	21
22	27 50	25 30	52 80	23 10	18 92	42 02	17 60	17 38	34 98	22
23	28 75	26 45	55 20	24 15	19 78	43 93	18 40	18 17	36 57	23
24	30 00	27 60	57 60	25 20	20 64	45 84	19 20	18 96	38 16	24
25	31 25	28 75	60 00	26 25	21 50	47 75	20 00	19 75	39 75	25
26	32 50	29 90	62 40	27 30	22 36	49 66	20 80	20 54	41 34	26
27	33 75	31 05	64 80	28 35	23 22	51 57	21 60	21 33	42 93	27
28	35 00	32 20	67 20	29 40	24 08	53 48	22 40	22 12	44 52	28
29	36 25	33 35	69 60	30 45	24 94	55 39	23 20	22 91	46 11	29
30	37 50	34 50	72 00	31 50	25 80	57 30	24 00	23 70	47 70	30
31	38 75	35 65	74 40	32 55	26 66	59 21	24 80	24 49	49 29	31

* A "child worker" means a male worker under 16 years of age or a female worker under 15 years of age.

APPENDIX II (B)

Ready Reckoner showing the Basic Wages, Special Allowances and the Minimum Wages payable for the number of days worked during January, 1959, to workers in the Rubber Growing and Manufacturing Trade

<i>No. of Days</i>	<i>Men</i>			<i>Women</i>			<i>Child Workers *</i>			<i>No. of Days</i>
	<i>Basic Wage</i>	<i>Special Allowance</i>	<i>Minimum Wage</i>	<i>Basic Wage</i>	<i>Special Allowance</i>	<i>Minimum Wage</i>	<i>Basic Wage</i>	<i>Special Allowance</i>	<i>Minimum Wage</i>	
	<i>Rs. c.</i>	<i>Rs. c.</i>	<i>Rs. c.</i>	<i>Rs. c.</i>	<i>Rs. c.</i>	<i>Rs. c.</i>	<i>Rs. c.</i>	<i>Rs. c.</i>	<i>Rs. c.</i>	
½	0 70	0 57½	1 27½	0 90	0 43	1 08	0 52½	0 39½	0 92	½
1	1 40	1 15	2 55	1 30	0 86	2 16	1 05	0 79	1 84	1
2	2 80	2 30	5 10	2 60	1 72	4 32	2 10	1 58	3 68	2
3	4 20	3 45	7 65	3 90	2 58	6 48	3 15	2 37	5 52	3
4	5 60	4 60	10 20	5 20	3 44	8 64	4 20	3 16	7 36	4
5	7 00	5 75	12 75	6 50	4 30	10 80	5 25	3 95	9 20	5
6	8 40	6 90	15 30	7 80	5 16	12 96	6 30	4 74	11 04	6
7	9 80	8 05	17 85	9 10	6 02	15 12	7 35	5 53	12 88	7
8	11 20	9 20	20 40	10 40	6 88	17 28	8 40	6 32	14 72	8
9	12 60	10 35	22 95	11 70	7 74	19 44	9 45	7 11	16 56	9
10	14 00	11 50	25 50	13 00	8 60	21 60	10 50	7 90	18 40	10
11	15 40	12 65	28 05	14 30	9 46	23 76	11 55	8 69	20 24	11
12	16 80	13 80	30 60	15 60	10 32	25 92	12 60	9 48	22 08	12
13	18 20	14 95	33 15	16 90	11 18	28 08	13 65	10 27	23 92	13
14	19 60	16 10	35 70	18 20	12 04	30 24	14 70	11 06	25 76	14
15	21 00	17 25	38 25	19 50	12 90	32 40	15 75	11 85	27 60	15
16	22 40	18 40	40 80	20 80	13 76	34 56	16 80	12 64	29 44	16
17	23 80	19 55	43 35	22 10	14 62	36 72	17 85	13 43	31 28	17
18	25 20	20 70	45 90	23 40	15 48	38 88	18 90	14 22	33 12	18
19	26 60	21 85	48 45	24 70	16 34	41 04	19 95	15 01	34 96	19
20	28 00	23 00	51 00	26 00	17 20	43 20	21 00	15 80	36 80	20
21	29 40	24 15	53 55	27 30	18 06	45 36	22 05	16 59	38 64	21
22	30 80	25 30	56 10	28 60	18 92	47 52	23 10	17 38	40 48	22
23	32 20	26 45	58 65	29 90	19 78	49 68	24 15	18 17	42 32	23
24	33 60	27 60	61 20	31 20	20 64	51 84	25 20	18 96	44 16	24
25	35 00	28 75	63 75	32 50	21 50	54 00	26 25	19 75	46 00	25
26	36 40	29 90	66 30	33 80	22 36	56 16	27 30	20 54	47 84	26
27	37 80	31 05	68 85	35 10	23 22	58 32	28 35	21 33	49 68	27
28	39 20	32 20	71 40	36 40	24 08	60 48	29 40	22 12	51 52	28
29	40 60	33 35	73 95	37 70	24 94	62 64	30 45	22 91	53 36	29
30	42 00	34 50	76 50	39 00	25 80	64 80	31 50	23 70	55 20	30
31	43 40	35 65	79 05	40 30	26 66	66 96	32 55	24 49	57 04	31

*A "child worker" means a male worker under 16 years of age or a female worker under 15 years of age.

APPENDIX II (C)

Ready Reckoner showing the Basic Wages, Special Allowances and the Minimum Wages payable for the number of days worked during January, 1959, to workers in the Cocoa, Cardamom and Pepper Growing and Manufacturing Trade

No. of Days	Men			Women			Child Workers ^a			No. of Days
	Basic Wage	Special Allowances	Minimum Wage	Basic Wage	Special Allowance	Minimum Wage	Basic Wage	Special Allowance	Minimum Wage	
	Rs. c.	Rs. c.	Rs. c.	Rs. c.	Rs. c.	Rs. c.	Rs. c.	Rs. c.	Rs. c.	
½	0 55	0 57½	1 12½	0 45	0 43	0 88	0 32½	0 39½	0 72	½
1	1 10	1 15	2 25	0 90	0 86	1 76	0 65	0 79	1 44	1
2	2 20	2 30	4 50	1 80	1 72	3 52	1 30	1 58	2 88	2
3	3 30	3 45	6 75	2 70	2 58	5 28	1 95	2 37	4 32	3
4	4 40	4 60	9 00	3 60	3 44	7 04	2 60	3 16	5 76	4
5	5 50	5 75	11 25	4 50	4 30	8 80	3 25	3 95	7 20	5
6	6 60	6 90	13 50	5 40	5 16	10 56	3 90	4 74	8 64	6
7	7 70	8 05	15 75	6 30	6 02	12 32	4 55	5 53	10 08	7
8	8 80	9 20	18 00	7 20	6 88	14 08	5 20	6 32	11 52	8
9	9 90	10 35	20 25	8 10	7 74	15 84	5 85	7 11	12 96	9
10	11 00	11 50	22 50	9 00	8 60	17 60	6 50	7 90	14 40	10
11	12 10	12 65	24 75	9 90	9 46	19 36	7 15	8 69	15 84	11
12	13 20	13 80	27 00	10 80	10 32	21 12	7 80	9 48	17 28	12
13	14 30	14 95	29 25	11 70	11 18	22 88	8 45	10 27	18 72	13
14	15 40	16 10	31 50	12 60	12 04	24 64	9 10	11 06	20 16	14
15	16 50	17 25	33 75	13 50	12 90	26 40	9 75	11 85	21 60	15
16	17 60	18 40	36 00	14 40	13 76	28 16	10 40	12 64	23 04	16
17	18 70	19 55	38 25	15 30	14 62	29 92	11 05	13 43	24 48	17
18	19 80	20 70	40 50	16 20	15 48	31 68	11 70	14 22	25 92	18
19	20 90	21 85	42 75	17 10	16 34	33 44	12 35	15 01	27 36	19
20	22 00	23 00	45 00	18 00	17 20	35 20	13 00	15 80	28 80	20
21	23 10	24 15	47 25	18 90	18 06	36 96	13 65	16 59	30 24	21
22	24 20	25 30	49 50	19 80	18 92	38 72	14 30	17 38	31 68	22
23	25 30	26 45	51 75	20 70	19 78	40 48	14 95	18 17	33 12	23
24	26 40	27 60	54 00	21 60	20 64	42 24	15 60	18 96	34 56	24
25	27 50	28 75	56 25	22 50	21 50	44 00	16 25	19 75	36 00	25
26	28 60	29 90	58 50	23 40	22 36	45 76	16 90	20 54	37 44	26
27	29 70	31 05	60 75	24 30	23 22	47 52	17 55	21 33	38 88	27
28	30 80	32 20	63 00	25 20	24 08	49 28	18 20	22 12	40 32	28
29	31 90	33 35	65 25	26 10	24 94	51 04	18 85	22 91	41 76	29
30	33 00	34 50	67 50	27 00	25 80	52 80	19 50	23 70	43 20	30
31	34 10	35 65	69 75	27 90	26 66	54 56	20 15	24 49	44 64	31

^a A "child worker" means a male worker under 16 years of age or a female worker under 15 years of age.

APPENDIX III (A)

Ready Reckoner showing the Minimum Wages payable for the number of days worked during January, 1959, to workers in the Coconut Growing and Manufacturing Trades

No. of Days	The Coconut Growing Trade				The Coconut Manufacturing Trade				No. of Days
	Kan-gany	Male	Fe-male	Young Per-son	Kan-gany	Male	Fe-male	Young Per-son	
	Rs. c.	Rs. s.	Rs. c.	Rs. c.	Rs. c.	Rs. c.	Rs. c.	Rs. c.	
½	1 15	1 07½	0 85½	0 77	1 90	1 70	1 40½	1 37	½
1	2 30	2 15	1 71	1 54	3 80	3 40	2 81	2 74	1
2	4 60	4 30	3 42	3 08	7 60	6 80	5 62	5 48	2
3	6 90	6 45	5 13	4 62	11 40	10 20	8 43	8 22	3
4	9 20	8 60	6 84	6 16	15 20	13 60	11 24	10 96	4
5	11 50	10 75	8 55	7 70	19 00	17 00	14 05	13 70	5
6	13 80	12 90	10 26	9 24	22 80	20 40	16 86	16 44	6
7	16 10	15 05	11 97	10 78	26 60	23 80	19 67	19 18	7
8	18 40	17 20	13 68	12 32	30 40	27 20	22 48	21 92	8
9	20 70	19 35	15 39	13 86	34 20	30 60	25 29	24 66	9
10	23 0	21 50	17 10	15 40	38 00	34 00	28 10	27 40	10
11	25 30	23 65	18 81	16 94	41 80	37 40	30 91	30 14	11
12	27 60	25 80	20 52	18 48	45 60	40 80	33 72	32 88	12
13	29 90	27 95	22 23	20 02	49 40	44 20	36 53	35 62	13
14	32 20	30 10	23 94	21 56	53 20	47 60	39 34	38 36	14
15	34 50	32 25	25 65	23 10	57 00	51 00	42 15	41 10	15
16	36 80	34 40	27 36	24 64	60 80	54 40	44 96	43 84	16
17	39 10	36 55	29 07	26 18	64 60	57 80	47 77	46 58	17
18	41 40	38 70	30 78	27 72	68 40	61 20	50 58	49 32	18
19	43 70	40 85	32 49	29 26	72 20	64 60	53 39	52 06	19
20	46 0	43 00	34 20	30 80	76 00	68 00	56 20	54 80	20
21	48 30	45 15	35 91	32 34	79 80	71 40	59 01	57 54	21
22	50 60	47 30	37 62	33 88	83 60	74 80	61 82	60 28	22
23	52 90	49 45	39 33	35 42	87 40	78 20	64 63	63 02	23
24	55 20	51 60	41 04	36 96	91 20	81 60	67 44	65 76	24
25	57 50	53 75	42 75	38 50	95 00	85 00	70 25	68 50	25
26	59 80	55 90	44 46	40 04	98 80	88 40	73 06	71 24	26
27	62 10	58 05	46 17	41 58	102 60	91 80	75 87	73 98	27
28	64 40	60 20	47 88	43 12	106 40	95 20	78 68	76 72	28
29	66 70	62 35	49 59	44 66	110 20	98 60	81 49	79 46	29
30	69 00	64 50	51 30	46 20	114 00	102 00	84 30	82 20	30
31	71 30	66 65	53 01	47 74	117 80	105 40	87 11	84 94	31

Note.—“Male” refers to male workers not under 18 years of age; “Female” to female workers not under 18 years of age and “Young Persons” to workers under 18 years of age in the Coconut Manufacturing Trade. In the Coconut Growing Trade, “Male”, “Female” and “Child Worker” refer to male workers not under 16 years of age; Female workers not under 15 years of age and Young Persons to male workers under 16 years of age and female workers under 15 years of age respectively.

APPENDIX III (B)

Ready Reckoner showing the Minimum Wages payable for the number of days worked during January, 1959, to workers in the Rubber Export Trade

No. of Days	Male Workers not under 18 years of age				Female Workers not under 18 years of age		Workers (irrespective of sex) under 18 years of age				No. of Days
	Grade II	Inter-mediate Grade	Grade I	Watch-ers	Grade II	Grade I	over 14 under 15 years	over 15 under 16 years	over 16 under 17 years	over 17 under 18 years	
	Rs. c.	Rs. c.	Rs. c.	Rs. c.	Rs. c.	Rs. c.	Rs. c.	Rs. c.	Rs. c.	Rs. c.	
½	1 73	1 88	1 98	1 93	1 54½	1 62	1 17½	1 25	1 32½	1 45	½
1	3 46	3 76	3 96	3 86	3 09	3 24	2 35	2 50	2 65	2 90	1
2	6 92	7 52	7 92	7 72	6 18	6 48	4 70	5 00	5 30	5 80	2
3	10 38	11 28	11 88	11 58	9 27	9 72	7 05	7 50	7 95	8 70	3
4	13 84	15 04	15 84	15 44	12 36	12 96	9 40	10 00	10 60	11 60	4
5	17 30	18 80	19 80	19 30	15 45	16 20	11 75	12 50	13 25	14 50	5
6	20 76	22 56	23 76	23 16	18 54	19 44	14 10	15 00	15 90	17 40	6
7	24 22	26 32	27 72	27 02	21 63	22 68	16 45	17 50	18 55	20 30	7
8	27 68	30 08	31 68	30 88	24 72	25 92	18 80	20 00	21 20	23 20	8
9	31 14	33 84	35 64	34 74	27 81	29 16	21 15	22 50	23 85	26 10	9
10	34 60	37 60	39 60	38 60	30 90	32 40	23 50	25 00	26 50	29 00	10
11	38 06	41 36	43 56	42 46	33 99	35 64	25 85	27 50	29 15	31 90	11
12	41 52	45 12	47 52	46 32	37 08	38 88	28 20	30 00	31 80	34 80	12
13	44 98	48 88	51 48	50 18	40 17	42 12	30 55	32 50	34 45	37 70	13
14	48 44	52 64	55 44	54 04	43 26	45 36	32 90	35 00	37 10	40 60	14
15	51 90	56 40	59 40	57 90	46 35	48 60	35 25	37 50	39 75	43 50	15
16	55 36	60 16	63 36	61 76	49 44	51 84	37 60	40 00	42 40	46 40	16
17	58 82	63 92	67 32	65 62	52 53	55 08	39 95	42 50	45 05	49 30	17
18	62 28	67 68	71 28	69 48	55 62	58 32	42 30	45 00	47 70	52 20	18
19	65 74	71 44	75 24	73 34	58 71	61 56	44 65	47 50	50 35	55 10	19
20	69 20	75 20	79 20	77 20	61 80	64 80	47 00	50 00	53 00	58 00	20
21	72 66	78 96	83 16	81 06	64 89	68 04	49 35	52 50	55 65	60 90	21
22	76 12	82 72	87 12	84 92	67 98	71 28	51 70	55 00	58 30	63 80	22
23	79 58	86 48	91 08	88 78	71 07	74 52	54 05	57 50	60 95	66 70	23
24	83 04	90 24	95 04	92 64	74 16	77 76	56 40	60 00	63 60	69 60	24
25	86 50	94 00	99 00	96 50	77 25	81 00	58 75	62 50	66 25	72 50	25
26	89 96	97 76	102 96	100 36	80 34	84 24	61 10	65 00	68 90	75 40	26
27	93 42	101 52	106 92	104 22	83 43	87 48	63 45	67 50	71 55	78 30	27
28	96 88	105 28	110 88	108 08	86 52	90 72	65 80	70 00	74 20	81 20	28
29	100 34	109 04	114 84	111 94	89 61	93 96	68 15	72 50	76 85	84 10	29
30	103 80	112 80	118 80	115 80	92 70	97 20	70 50	75 00	79 50	87 00	30
31	107 26	116 56	122 76	119 66	95 79	100 44	72 85	77 50	82 15	89 90	31

APPENDIX III (C)

Ready Reckoner showing the Minimum Wages payable for the number of days worked during January, 1959, to workers in the Tea Export Trade

No. of Days	Male Workers not under 18 years of age					Female Workers not under 18 years of age	Workers (irrespective of sex) under 18 years of age					No. of Days
	Grade II	Intermediate Grade	Grade I	Box Makers and Repairers	Watchers		over 14 under 15 years	over 15 under 16 years	over 16 under 17 years	over 17 under 18 years		
	Rs. c.	Rs. c.	Rs. c.	Rs. c.	Rs. c.		Rs. c.	Rs. c.	Rs. c.	Rs. c.	Rs. c.	
½	1 73	1 88	1 98	1 88	1 93	1 54½	1 17½	1 25	1 32½	1 45	½	
1	3 46	3 76	3 96	3 76	3 86	3 09	2 35	2 50	2 65	2 90	1	
2	6 92	7 52	7 92	7 52	7 72	6 18	4 70	5 00	5 30	5 80	2	
3	10 38	11 28	11 88	11 28	11 58	9 27	7 05	7 50	7 95	8 70	3	
4	13 84	15 04	15 84	15 04	15 44	12 36	9 40	10 00	10 60	11 60	4	
5	17 30	18 80	19 80	18 80	19 30	15 45	11 75	12 50	13 25	14 50	5	
6	20 76	22 56	23 76	22 56	23 16	18 54	14 10	15 00	15 90	17 40	6	
7	24 22	26 32	27 72	26 32	27 02	21 63	16 45	17 50	18 55	20 30	7	
8	27 68	30 08	31 68	30 08	30 88	24 72	18 80	20 00	21 20	22 20	8	
9	31 14	33 84	35 64	33 84	34 74	27 81	21 15	22 50	23 85	26 10	9	
10	34 60	37 60	39 60	37 60	38 60	30 90	23 50	25 00	26 50	29 00	10	
11	38 06	41 36	43 56	41 36	42 46	33 99	25 85	27 50	29 15	31 90	11	
12	41 52	45 12	47 52	45 12	46 32	37 08	28 20	30 00	31 80	34 80	12	
13	44 98	48 88	51 48	48 88	50 18	40 17	30 55	32 50	34 45	37 70	13	
14	48 44	52 64	55 44	52 64	54 04	43 26	32 90	35 00	37 10	40 60	14	
15	51 90	56 40	59 40	56 40	57 90	46 35	35 25	37 50	39 75	43 50	15	
16	55 36	60 16	63 36	60 16	61 76	49 44	37 60	40 00	42 40	46 40	16	
17	58 82	63 92	67 32	63 92	65 62	52 53	39 95	42 50	45 05	49 30	17	
18	62 28	67 68	71 28	67 68	69 48	55 62	42 30	45 00	47 70	52 20	18	
19	65 74	71 44	75 24	71 44	73 34	58 71	44 65	47 50	50 35	55 10	19	
20	69 20	75 20	79 20	75 20	77 20	61 80	47 00	50 00	53 00	58 00	20	
21	72 66	78 96	83 16	78 96	81 06	64 89	49 35	52 50	55 65	60 90	21	
22	76 12	82 72	87 12	82 72	84 92	67 98	51 70	55 00	58 30	63 80	22	
23	79 58	86 48	91 08	86 48	88 78	71 07	54 05	57 50	60 95	66 70	23	
24	83 04	90 24	95 04	90 24	92 64	74 16	56 40	60 00	63 60	69 60	24	
25	86 50	94 00	99 00	94 00	96 50	77 25	58 75	62 50	66 25	72 50	25	
26	89 96	97 76	102 96	97 76	100 36	80 34	61 40	65 00	68 90	75 40	26	
27	93 42	101 52	106 92	101 52	104 22	83 43	63 45	67 50	71 55	78 30	27	
28	96 88	105 28	110 88	105 28	108 08	86 52	65 80	70 00	74 20	81 20	28	
29	100 34	109 04	114 84	109 04	111 94	89 61	68 15	72 50	76 85	84 10	29	
30	103 80	112 80	118 80	112 80	115 80	92 70	70 50	75 00	79 50	87 00	30	
31	107 26	116 56	122 76	116 56	119 66	95 79	72 85	77 50	82 15	89 90	31	

APPENDIX III (D)

Ready Reckoner showing the Minimum Wages payable for the number of days worked during January, 1959, to workers in the Engineering Trade

No. of Days	Un-skilled	Semi-skilled		Skilled	Kan-ganies	Watch-ers	Trade Learners and Apprentices				No. of Days
		Grade I	Grade II				1st Year	2nd Year	3rd Year	4th Year	
		Rs. c.	Rs. c.				Rs. c.	Rs. c.	Rs. c.	Rs. c.	
½	1 73	1 90½	1 80½	2 08	1 98	1 93	0 76	0 89	1 18½	1 38½	½
1	3 46	3 81	3 61	4 16	3 96	3 86	1 52	1 78	2 37	2 77	1
2	6 92	7 62	7 22	8 32	7 92	7 72	3 04	3 56	4 74	5 54	2
3	10 38	11 43	10 83	12 48	11 88	11 58	4 56	5 34	7 11	8 31	3
4	13 84	15 24	14 44	16 64	15 84	15 44	6 08	7 12	9 48	11 08	4
5	17 30	19 05	18 05	20 80	19 80	19 30	7 60	8 90	11 85	13 85	5
6	20 76	22 86	21 66	24 96	23 76	23 16	9 12	10 68	14 22	16 62	6
7	24 22	26 67	25 27	29 12	27 72	27 02	10 64	12 46	16 59	19 39	7
8	27 68	30 48	28 88	33 28	31 68	30 88	12 16	14 24	18 96	22 16	8
9	31 14	34 29	32 49	37 44	35 64	34 74	13 68	16 02	21 33	24 93	9
10	34 60	38 10	36 10	41 60	39 60	38 60	15 20	17 80	23 70	27 70	10
11	38 06	41 91	39 71	45 76	43 56	42 46	16 72	19 58	26 07	30 47	11
12	41 52	45 72	43 32	49 92	47 52	46 32	18 24	21 36	28 44	33 24	12
13	44 98	49 53	46 93	54 08	51 48	50 18	19 76	23 14	30 81	36 01	13
14	48 44	53 34	50 54	58 24	55 44	54 04	21 28	24 92	33 18	38 78	14
15	51 90	57 15	54 15	62 40	59 40	57 90	22 80	26 70	35 55	41 55	15
16	55 36	60 96	57 76	66 56	63 36	61 76	24 32	28 48	37 92	44 32	16
17	58 82	64 77	61 37	70 72	67 32	65 62	25 84	30 26	40 29	47 09	17
18	62 28	68 58	64 98	74 88	71 28	69 48	27 36	32 04	42 66	49 86	18
19	65 74	72 39	68 59	79 04	75 24	73 34	28 88	33 82	45 03	52 63	19
20	69 20	76 20	72 20	83 20	79 20	77 20	30 40	35 60	47 40	55 40	20
21	72 66	80 01	75 81	87 36	83 16	81 06	31 92	37 38	49 77	58 17	21
22	76 12	83 82	79 42	91 52	87 12	84 92	33 44	39 16	52 14	60 94	22
23	79 58	87 63	83 03	95 68	91 08	88 78	34 96	40 94	54 51	63 71	23
24	83 04	91 44	86 64	99 84	95 04	92 64	36 48	42 72	56 88	66 48	24
25	86 50	95 25	90 25	104 00	99 00	96 50	38 00	44 50	59 25	69 25	25
26	89 96	99 06	93 86	108 16	102 96	100 36	39 52	46 28	61 62	72 02	26
27	93 42	102 87	97 47	112 32	106 92	104 22	41 04	48 06	63 99	74 79	27
28	96 88	106 68	101 08	116 48	110 88	108 08	42 56	49 84	66 36	77 56	28
29	100 34	110 49	104 69	120 64	114 84	111 94	44 08	51 62	68 73	80 33	29
30	103 80	114 30	108 30	124 80	118 80	115 80	45 60	53 40	71 10	83 10	30
31	107 26	118 11	111 91	128 96	122 76	119 66	47 12	55 18	73 47	85 87	31

APPENDIX III (E)

Ready Reckoner showing the Minimum Wages payable for the number of days worked during January, 1959, to workers in the Match Manufacturing Trade

No. of Days	Grade I				Grade II				Grade III				Grade IV	No. of Days
	Adults		Young Persons		Adults		Young Persons		Adults		Young Persons		Watchers	
	Male	Female	Over 14 Under 17 Years	Over 17 Under 18 Years	Male	Female	Over 14 Under 17 Years	Over 17 Under 18 Years	Male	Female	Over 14 Under 17 Years	Over 17 Under 18 Years		
1/2	1 74½	1 51½	0 91	1 16½	1 54½	1 35½	0 83½	1 04	1 39½	1 21	0 78½	0 99	1 59½	1/2
1	3 49	3 03	1 82	2 33	3 09	2 71	1 67	2 08	2 79	2 42	1 57	1 98	3 19	1
2	6 98	6 06	3 64	4 66	6 18	5 42	3 34	4 16	5 58	4 84	3 14	3 96	6 38	2
3	10 47	9 09	5 46	6 99	9 27	8 13	5 01	6 24	8 37	7 26	4 71	5 94	9 57	3
4	13 96	12 12	7 28	9 32	12 36	10 84	6 68	8 32	11 16	9 68	6 28	7 92	12 76	4
5	17 45	15 15	9 10	11 65	15 45	13 55	8 35	10 40	13 95	12 10	7 85	9 90	15 95	5
6	20 94	18 18	10 92	13 98	18 54	16 26	10 02	12 48	16 74	14 52	9 42	11 88	19 14	6
7	24 43	21 21	12 74	16 31	21 63	18 97	11 69	14 56	19 53	16 94	10 99	13 86	22 33	7
8	27 92	24 24	14 56	18 64	24 72	21 68	13 36	16 64	22 32	19 36	12 56	15 84	25 52	8
9	31 41	27 27	16 38	20 97	27 81	24 39	15 03	18 72	25 11	21 78	14 13	17 82	28 71	9
10	34 90	30 30	18 20	23 30	30 90	27 10	16 70	20 80	27 90	24 20	15 70	19 80	31 90	10
11	38 39	33 33	20 02	25 63	33 99	29 81	18 37	22 88	30 69	26 62	17 27	29 78	35 09	11
12	41 88	36 36	21 84	27 96	37 08	32 52	20 04	24 96	33 48	29 04	18 84	23 76	38 28	12
13	45 37	39 39	23 66	30 29	40 17	35 23	21 71	27 04	36 27	31 46	20 41	25 74	41 47	13
14	48 86	42 42	25 48	32 62	43 26	37 94	23 38	29 12	39 06	33 88	21 98	27 72	44 66	14
15	52 35	45 45	27 30	34 95	46 35	40 65	25 05	31 20	41 85	36 30	23 55	29 70	47 85	15
16	55 84	48 48	29 12	37 28	49 44	42 36	26 72	33 28	44 64	38 72	25 12	31 68	51 04	16
17	59 33	51 51	30 94	39 61	52 53	46 07	28 39	35 36	47 43	41 14	26 69	33 66	54 23	17
18	62 82	54 54	32 76	41 94	55 62	48 78	30 06	37 44	50 22	43 56	28 26	35 64	57 42	18
19	66 31	57 57	34 58	44 27	58 71	51 49	31 73	39 52	53 01	45 98	29 83	37 62	60 61	19
20	69 80	60 60	36 40	46 60	61 80	54 20	33 40	41 60	55 80	48 40	31 40	39 60	63 80	20
21	73 29	63 63	38 22	48 93	64 89	56 91	35 07	43 68	58 59	50 82	32 97	41 58	66 99	21
22	76 78	66 66	40 04	51 26	67 98	59 62	36 74	45 76	61 38	53 24	34 54	43 56	70 18	22
23	80 27	69 69	41 86	53 59	71 07	62 33	38 41	47 84	64 17	55 66	36 11	45 54	73 37	23
24	83 76	72 72	43 68	55 92	74 16	65 04	40 08	49 92	66 96	58 08	37 68	47 52	76 56	24
25	87 25	75 75	45 50	58 25	77 25	67 75	41 75	52 00	69 75	60 50	39 25	49 50	79 75	25
26	90 74	78 78	47 32	60 58	80 34	70 46	43 42	54 08	72 54	62 92	40 82	51 48	82 94	26
27	94 23	81 81	49 14	62 91	83 43	73 17	45 09	56 16	75 33	65 34	42 39	53 46	86 13	27
28	97 72	84 84	50 96	65 24	86 52	75 88	46 76	58 24	78 12	67 76	43 96	55 44	89 32	28
29	101 21	87 87	52 78	67 57	89 61	78 59	48 43	60 32	80 91	70 18	45 53	57 42	92 51	29
30	104 70	90 90	54 60	69 90	92 70	81 30	50 10	62 40	83 70	72 60	47 10	59 40	95 70	30
31	108 19	93 93	56 42	72 23	95 79	84 01	51 77	64 48	86 49	75 02	48 67	61 38	98 89	31

APPENDIX III (F)

Ready Reckoner showing the Minimum Wages payable for the number of days worked during January, 1959, to workers in the Building Trade

No. of Days	Unskilled			Semi-skilled		Skilled	No. of Days
	Male	Female	Young Persons	Grade II	Grade I		
	Rs. c.	Rs. c.	Rs. c.	Rs. c.	Rs. c.		
1/2	1 73	1 58	1 48	1 90 1/2	1 98	2 08	1/2
1	3 46	3 16	2 96	3 81	3 96	4 16	1
2	6 92	6 32	5 92	7 62	7 92	8 32	2
3	10 38	9 48	8 88	11 43	11 88	12 48	3
4	13 84	12 64	11 84	15 24	15 84	16 64	4
5	17 30	15 80	14 80	19 05	19 80	20 80	5
6	20 76	18 96	17 76	22 86	23 76	24 96	6
7	24 22	22 12	20 72	26 67	27 72	29 12	7
8	27 68	25 28	23 68	30 48	31 68	33 28	8
9	31 14	28 44	26 64	34 29	35 64	37 44	9
10	34 60	31 60	29 60	38 10	39 60	41 60	10
11	38 06	34 76	32 56	41 91	43 56	45 76	11
12	41 52	37 92	35 52	45 72	47 52	49 92	12
13	44 98	41 08	38 48	49 53	51 48	54 08	13
14	48 44	44 24	41 44	53 34	55 44	58 24	14
15	51 90	47 40	44 40	57 15	59 40	62 40	15
16	55 36	50 56	47 36	60 96	63 36	66 56	16
17	58 82	53 72	50 32	64 77	67 32	70 72	17
18	62 28	56 88	53 28	68 58	71 28	74 88	18
19	65 74	60 04	56 24	72 39	75 24	79 04	19
20	69 20	63 20	59 20	76 20	79 20	83 20	20
21	72 66	66 36	62 16	80 01	83 16	87 36	21
22	76 12	69 52	65 12	83 82	87 12	91 52	22
23	79 58	72 68	68 08	87 63	91 08	95 68	23
24	83 04	75 84	71 04	91 44	95 04	99 84	24
25	86 50	79 00	74 00	95 25	99 00	104 00	25
26	89 96	82 16	76 96	99 06	102 96	108 16	26
27	93 42	85 32	79 92	102 87	106 92	112 32	27
28	96 88	88 48	82 88	106 68	110 88	116 48	28
29	100 34	91 64	85 84	110 49	114 84	120 64	29
30	103 80	94 80	88 80	114 30	118 80	124 80	30
31	107 26	97 96	91 76	118 11	122 76	128 96	31

“ Unskilled Male ” means a male unskilled labourer not under 18 years of age.
 “ Unskilled Female ” means a female unskilled labourer not under 18 years of age.
 “ Unskilled Young Person ” means a labourer (irrespective of sex) under 18 years of age.

APPENDIX III (G)

Ready Reckoner showing the Minimum Wages payable for the number of days worked during January, 1959, to Daily-paid workers in the Motor Transport Trade

No. of Days	Class A Class B Class D	Class C	Class E Class G	Class F	Class H	Class K	No. of Days
	Rs. c.	Rs. c.	Rs. c.	Rs. c.	Rs. c.	Rs. c.	
½	3 31	2 93½	2 56	2 68½	2 43½	1 76	½
1	6 57	5 82	5 07	5 32	4 82	3 29	1
2	13 14	11 64	10 14	10 64	9 64	6 58	2
3	19 71	17 46	15 21	15 96	14 46	9 87	3
4	26 28	23 28	20 28	21 28	19 28	13 16	4
5	32 85	29 10	25 35	26 60	24 10	16 45	5
6	39 42	34 92	30 42	31 92	28 92	19 74	6
7	45 99	40 74	35 49	37 24	33 74	23 03	7
8	52 56	46 56	40 56	42 56	38 56	26 32	8
9	59 13	52 38	45 63	47 88	43 38	29 61	9
10	65 70	58 20	50 70	53 20	48 20	32 90	10
11	72 27	64 02	55 77	58 52	53 02	36 19	11
12	78 84	69 84	60 84	63 84	57 84	39 48	12
13	85 41	75 66	65 91	69 16	62 66	42 77	13
14	91 98	81 48	70 98	74 48	67 48	46 06	14
15	98 55	87 30	76 05	79 80	72 30	49 35	15
16	105 12	93 12	81 12	85 12	77 12	52 64	16
17	111 69	98 94	86 19	90 44	81 94	55 93	17
18	118 26	104 76	91 26	95 76	86 76	59 22	18
19	124 83	110 58	96 33	101 08	91 58	62 51	19
20	131 40	116 40	101 40	106 40	96 40	65 80	20
21	137 97	122 22	106 47	111 72	101 22	69 09	21
22	144 54	128 04	111 54	117 04	106 04	72 38	22
23	151 11	133 86	116 61	122 36	110 86	75 67	23
24	157 68	139 68	121 68	127 68	115 68	78 96	24
25	164 25	145 50	126 75	133 00	120 50	82 25	25
26	170 82	151 32	131 82	138 32	125 32	85 54	26
27	177 39	157 14	136 89	143 64	130 14	88 83	27
28	183 96	162 96	141 96	148 96	134 96	92 12	28
29	190 53	168 78	147 03	154 28	139 78	95 41	29
30	197 10	174 60	152 10	159 60	144 60	98 70	30
31	203 67	180 42	157 17	164 92	149 42	101 99	31

APPENDIX IV (A)

Ready Reckoner showing the Minimum Wages payable for the number of days worked during January, 1959, to Monthly-paid workers in the Motor Transport Trade

<i>No. of Days</i>	<i>Class A</i>	<i>Class B</i>	<i>Class C</i>	<i>Class D</i>	<i>Class E</i>	<i>Class F</i>	<i>Class G</i>	<i>Class H</i>	<i>Class I</i>	<i>Class J</i>	<i>Class K</i>	<i>No. of Days</i>
	<i>Rs. c.</i>	<i>Rs. c.</i>	<i>Rs. c.</i>	<i>Rs. c.</i>	<i>Rs. c.</i>	<i>Rs. c.</i>	<i>Rs. c.</i>	<i>Rs. c.</i>	<i>Rs. c.</i>	<i>Rs. c.</i>	<i>Rs. c.</i>	
½	2 99	2 80	2 67	2 99	2 34	2 39	2 18	1 99	2 18	2 73	1 72	
1	5 98	5 61	5 33	5 98	4 68	4 77	4 35	3 98	4 35	5 46	3 44	1
2	11 96	11 22	10 66	11 96	9 36	9 55	8 71	7 96	8 71	10 93	6 88	2
3	17 94	16 82	15 99	17 94	14 05	14 32	13 06	11 95	13 06	16 39	10 32	3
4	23 91	22 43	21 32	23 91	18 73	19 10	17 41	15 93	17 41	21 85	13 77	4
5	29 89	28 04	26 65	29 89	23 41	23 87	21 76	19 91	21 76	27 32	17 21	5
6	35 87	33 65	31 98	35 87	28 09	28 65	26 12	23 89	26 12	32 78	20 65	6
7	41 85	39 26	37 31	41 85	32 78	33 42	30 47	27 88	30 47	38 25	24 09	7
8	47 83	44 87	42 64	47 83	37 46	38 20	34 82	31 86	34 82	43 71	27 53	8
9	53 81	50 47	47 97	53 81	42 14	42 97	39 17	35 84	39 17	49 17	30 97	9
10	59 79	56 08	53 30	59 79	46 82	47 75	43 53	39 82	43 53	54 64	34 41	10
11	65 76	61 69	58 63	65 76	51 50	52 52	47 88	43 80	47 88	60 10	37 86	11
12	71 74	67 30	63 96	71 74	56 19	57 30	52 23	47 79	52 23	65 56	41 30	12
13	77 72	72 91	69 29	77 72	60 87	62 07	56 58	51 77	56 58	71 03	44 74	13
14	83 70	78 51	74 63	83 70	65 55	66 85	60 94	55 75	60 94	76 49	48 18	14
15	89 68	84 12	79 96	89 68	70 23	71 62	65 29	59 73	65 29	81 96	51 62	15
16	95 66	89 73	85 29	95 66	74 92	76 40	69 64	63 72	69 64	87 42	55 06	16
17	101 63	95 34	90 62	101 63	79 60	81 17	73 99	67 70	73 99	92 88	58 51	17
18	107 61	100 95	95 95	107 61	84 28	85 95	78 35	71 68	78 35	98 35	61 95	18
19	113 59	106 55	101 28	113 59	88 96	90 72	82 70	75 66	82 70	103 81	65 39	19
20	119 57	112 16	106 61	119 57	93 64	95 50	87 05	79 64	87 05	109 27	68 83	20
21	125 55	117 77	111 94	125 55	98 33	100 27	91 40	83 63	91 40	114 74	72 27	21
22	131 53	123 38	117 27	131 53	103 01	105 05	95 76	87 61	95 76	120 20	75 71	22
23	137 51	128 99	122 60	137 51	107 69	109 82	100 11	91 59	100 11	125 67	79 15	23
24	143 48	134 60	127 93	143 48	112 37	114 60	104 46	95 57	104 46	131 13	82 60	24
25	149 46	140 20	133 26	149 46	117 06	119 37	108 81	99 56	108 81	136 59	86 04	25
26	155 44	145 81	138 59	155 44	121 74	124 15	113 17	103 54	113 17	142 06	89 48	26
27	161 42	151 42	143 92	161 42	126 42	128 92	117 52	107 52	117 52	147 52	92 92	27
28	171 11	160 51	152 56	171 11	134 01	136 66	124 57	113 97	124 57	156 37	98 50	28
29	180 80	169 60	161 20	180 80	141 60	144 40	131 62	120 42	131 62	165 22	104 08	29
30	190 49	178 69	169 84	190 49	149 19	152 14	138 67	126 87	138 67	174 07	109 66	30
31	200 18	187 78	178 48	200 18	156 78	159 88	145 72	133 32	145 72	182 92	115 24	31

APPENDIX IV (B)

Ready Reckoner showing the minimum wages payable for the number of days worked during January, 1959, to workers in the Baking Trade

<i>No. of Days</i>	<i>Class A</i>	<i>Class B</i>	<i>Class C</i>	<i>No. of Days</i>
	<i>Rs. c.</i>	<i>Rs. c.</i>	<i>Rs. c.</i>	
½	2 37	2 1	1 49	½
1	4 74	4 3	2 98	1
2	9 47	8 6	5 97	2
3	14 21	12 8	8 95	3
4	18 95	16 11	11 93	4
5	23 69	20 14	14 91	5
6	28 42	24 17	17 90	6
7	33 16	28 19	20 88	7
8	37 90	32 22	23 86	8
9	42 63	36 25	26 84	9
10	47 37	40 28	29 83	10
11	52 11	44 31	32 81	11
12	56 84	48 33	35 79	12
13	61 58	52 36	38 77	13
14	66 32	56 39	41 76	14
15	71 6	60 42	44 74	15
16	75 79	64 44	47 72	16
17	80 53	68 47	50 70	17
18	85 27	72 50	53 69	18
19	90 0	76 53	56 67	19
20	94 74	80 56	59 65	20
21	99 48	84 58	62 63	21
22	104 21	88 61	65 62	22
23	108 95	92 64	68 60	23
24	113 69	96 67	71 58	24
25	118 43	100 69	74 56	25
26	123 16	104 72	77 55	26
27	127 90	108 75	80 53	27


KITCHEN UTENSILS

Here you see a selection of the latest and best in Kitchen Utensils, which come to you in a very wide range. They include—Basting Spoons, Pancake Turners, Pot Forks, Soup Ladles and Potato Mashers...

Each of them incorporate a host of wonderful new advantages such as...

The bakelite handles, guaranteed to be unbreakable and heat-resistant.

The brass rivets on both sides of the handle, which lock it securely to the utensil.



STAINLESS STEEL

They are now on display at :

LEWIS BROWN & CO., LTD.

McCallum Road, Colombo

IT PAYS TO ADVERTISE

IN THE
CEYLON LABOUR GAZETTE

NATIONAL AND GRINDLAYS BANK

Limited

(Incorporated in the United Kingdom. The Liability of Members is Limited.)

Head Office

26, BISHOPSGATE, LONDON E. C. 2

**Bankers to the Government in Kenya, Uganda,
Zanzibar, Aden and Somaliland Protector**

The Bank transacts General Banking and Exchange Business of every description with the principal commercial cities of the world.

Safe Deposit Lockers, the letting of which is not restricted to the Bank's constituents, are available at the Main Office in Colombo for the storage of valuables under the personal control of hirers. Terms may be obtained on application.

A Travel Department is available at Grindlays Branch, York Street, Colombo, where air and sea passages may be booked to any part of the world and personal and baggage insurance effected. Letters of Credit or Traveller's Cheques may be obtained from any office of the Bank.

Savings Bank Accounts may be opened with any of our branches in Ceylon, Interest is allowed at two per cent. per annum.

Main Office : 37, YORK STREET

Grindlays Branch : 11, YORK STREET

Also Agencies at Kandy and Nuwara Eliya

W. D. W. DUNLOP, *Acting Manager.*

BLENDOX

is the New formulation of Copper Dust
for BLISTER BLIGHT protection

A product of

FISONS (CEYLON) LIMITED

available in both 4 % and 6 % Cu

from

MACKWOODS LTD.

and

HARRISONS & CROSFIELD LTD.

Now Available

from

THE CEYLON BREWERY LIMITED
NUWARA ELIYA

BREWERS DRIED YEAST—

**The ideal addition in Poultry,
Cattle and Pig food.**

Sold by the hundredweight.

Retail in 10, 5 and 2 lb. packets.

Retail Stockists in Colombo —

MOOSAJEES, ALSTON PLACE

CIVIL ENGINEERS



CONTRACTORS

Suppliers of

INDUSTRIAL PLANTS & EQUIPMENT

“Atlas Copco” Air Compressors & Tools,
Swedish Rock Drill Steels, Danish Dairy
Machinery & Utensils, “Maximixam”

Concrete Mixers etc., etc.

EQUIPMENT & CONSTRUCTION CO., LTD.

7, CANAL ROW

COLOMBO 1

MERCANTILE BANK LIMITED

(Incorporated in England—Liability of Shareholders Limited)

Head Office : 15, Gracechurch Street, London, E.C. 3

West End Branch—123, Pall Mall, London, S.W. 1

Capital Authorised	..	£ 4,000,000
Capital Paid up	..	£ 2,940,000
Reserves and Undivided Profits	..	£ 2,331,452

Branches and Agencies

India	..	Bombay, Gandhidham, Calcutta, Howrah, Delhi, New Delhi, Madras
Pakistan	..	Karachi, Chittagong, Khulna
Ceylon	..	Colombo (Fort), 16, Queen Street Colombo (Pettah), 88, Main Street Kandy, Galle, Jaffna
Burma	..	Rangoon
Mauritius	..	Port Louis
Singapore		
Malaya	..	Kuala Lumpur, Kota Bharu, Kuala Lipis, Kuala Trengganu, Kuantan, Temerloh, Penang, Ipoh
Hong Kong		
Thailand	..	Bangkok Bangkok (Rajawongse Road)
Japan	..	Tokyo, Osaka, Semba
New York	..	37, Wall Street, N.Y. 5

Every Description of Banking Business Transacted

A. B. BELL,
Manager, Colombo.


FALKS WICKLESS OIL COOKERS

HAVE MANY ADVANTAGES!

Smooth rounded corners for easy cleaning.

Heavy-Gauge Kettle Rests—removable for cleaning—suitable for large and small pans.

Extra-wide 14 In. Cooking Platform pressed from single sheet of metal.



2 Burner model Rs. 75/-

3 Burner model Rs. 115/-

Heavy glass oil container $3\frac{1}{2}$ -pint capacity, held securely by bottle holder.

Removable cap to facilitate cleaning of supply pipe.

Regulating valve gives any desired flame from simmer to boil.

Sole Agents for Ceylon

HUNTERS.

P. O. Box 214

HUNTER & COMPANY LTD.

Tel: 5297-9

1853



1958

The Chartered Bank was incorporated in England by Royal Charter on 29th December, 1853, and during the ensuing century, its system of Branches has been progressively extended to most centres of commercial importance throughout Southern and South Eastern Asia and the Far East. At all these Branches a complete banking service is available and, in particular, facilities are provided for the financing of international trade in co-operation with the Bank's offices in the United Kingdom, its Agencies in New York and Hamburg, and a world-wide range of Banking correspondents.

Head Office : 38, BISHOPSGATE, LONDON, E. C. 2

THE CHARTERED BANK

For more than One Hundred Years the Standard Bearer of the British Financial Tradition in the East

Branches of the Eastern Bank Ltd., a wholly-owned subsidiary of The Chartered Bank, are established in Iraq, Bahrain, Qatar [Persian Gulf], Lebanon and Hadramaut and in India Pakistan, Aden Singapore, Malaya and Ceylon.

Colombo Branch :

17, QUEEN STREET

L. M. METHVEN, *Manager*

FULDA

the renowned German Tyre needs
no introduction...

For carefree driving fit **FULDA**---the **Non-Skid** tyre---
it's supreme on all roads and under all conditions

Sole Distributors :

TYRECRAFT LIMITED

266, VAUXHALL STREET, COLOMBO

Telephone No. : 4846

Sub Agent :

HIGHLAND DISTRIBUTORS

COLOMBO STREET, KANDY

FOR YOUR STAFF & LABOUR REQUIREMENTS

Consult

THE NEAREST EMPLOYMENT EXCHANGE

- ★ The service of the Employment Exchange will cost you nothing—It is absolutely free, to the employer and to the worker.
- ★ By using the Exchange you will save the time and expense otherwise wasted in considering unsuitable applicants ; instead you will be able to make your final choice from a limited number of workers carefully selected to suit your needs.
- ★ A complete classified record of persons available for employment is maintained at the Exchange. The qualifications and experience of each individual are indicated in the records.
- ★ When workers are urgently required at short notice, large parties of workers can usually be supplied without delay.

Employment Exchanges function in the following Towns :—

- | | |
|---------------------------|----------------|
| ★ COLOMBO ('Phone : 2466) | ★ KEGALLE |
| ★ KANDY | ★ KURUNEGALA |
| ★ GALLE | ★ RATNAPURA |
| ★ JAFFNA | ★ NEGOMBO |
| ★ KALUTARA | ★ VAVUNIYA |
| ★ MATARA | ★ HAPUTALE |
| ★ AVISSAWELLA | ★ BADULLA |
| ★ BATTICALOA | ★ NAWALAPITIYA |
| ★ TRINCOMALEE | ★ KALMUNAI |
| ★ ANURADHAPURA | ★ CHILAW |
| ★ HATTON | |

Baur's *Fertilisers*

for:

- ECONOMY
- EFFICIENCY
- RELIABILITY

Free Expert Advice available on all
matters of Planting, Manuring and
Plant Protection

A. BAUR & CO., LTD.

The Ceylon Manure Works

COLOMBO

P. O. Box 11

Tel. 78251-4 (4 lines)