



# RDHS DIVISION JAFFNA



## 2022



**POINT PEDRO BASE HOSPITAL**  
Accident and Emergency Center

# Office of the Regional Director of Health Services Jaffna.



REGIONAL DIRECTORATE  
OF HEALTH SERVICE  
JAIPUR

STATISTICAL  
YEARBOOK

Office of the Regional Director  
of Health Service, Jaipur

Faint, illegible text at the top of the page, possibly bleed-through from the reverse side.

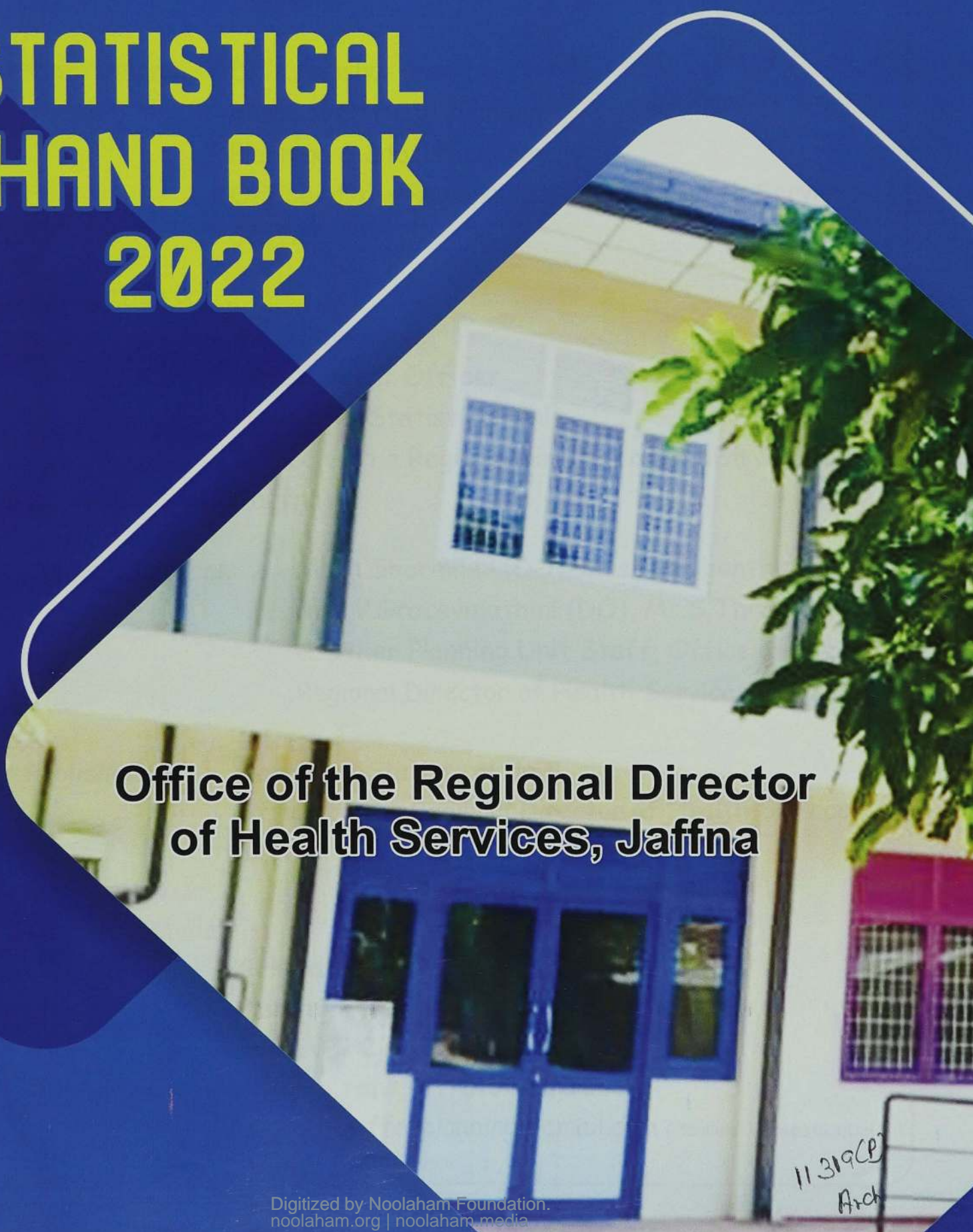
பொதுசன நலகா  
யாழ்ப்பாணம்



# REGIONAL DIRECTORATE OF HEALTH SERVICE JAFFNA



## STATISTICAL HAND BOOK 2022



Office of the Regional Director  
of Health Services, Jaffna

11319CP  
Arch



## Statistical Hand Book -2022

Direction: - Dr.A.Ketheswaran  
Regional Director of Health Services  
Office of the Regional Director of Health Services  
Jaffna

Supervision: - Dr.Y.Anusha  
Medical Officer Planning  
Planning & Statistical Unit  
Office of the Regional Director of Health Services  
Jaffna

Preparation &  
Designing: - Mr.S.Rageegan  
Development Officer  
Planning & Statistical Unit  
Office of the Regional Director of Health Services  
Jaffna

Supporting Team: - Mr.M.Sharmilan (DO), Mrs.M.Subanthini (DO),  
Mrs.V.Gracevinothini (DO), Ms.S.Thivya (DO),  
& Other Planning Unit Staff, Office of the  
Regional Director of Health Services, Jaffna

Published by: - Planning & Statistical Unit  
Office of the Regional Director of Health Service  
Jaffna

### Contact Details:-

General No - 021 222 2278, 021 222 4557

Planning Unit - 021 222 8968

Fax - 021 222 9971

email - rdhsjaffna15@gmail.com,

jaffnaplanning@gmail.com (Planning & Statistics Unit)

# Statistical Hand Book - 2022

Dr. A. K. ...  
Regional Director of Health Services  
Office of the Regional Director of Health Services  
Toll-free

Dr. ...  
Medical Officer Planning  
Planning & Statistical Unit  
Office of the Regional Director of Health Services  
Toll-free

Mr. ...  
Statistical Officer  
Planning & Statistical Unit  
Office of the Regional Director of Health Services  
Toll-free

Mr. ...  
Mr. ...  
Planning Unit Staff, Office of the  
Regional Director of Health Services, Toll-free

Planning & Statistical Unit  
Office of the Regional Director of Health Services  
Toll-free

Phone No. - 021 282 2778, 021 282 4887  
Fax No. - 021 282 2981  
E-mail - ...

## Preface

It is a great pleasure for me and my staff to share with you this document "**Statistical Handbook - 2022**". This hand book will provide you a clear picture of the health services in Jaffna District.

This handbook will provide necessary information to plan the developmental activities in the health sector for governmental, and non- governmental organizations. We hope that this document will serve as a tool for health sector development in Jaffna District.

We expect the support from various agencies to improve the Health Services in Jaffna District. We hope that this document will help these agencies as a useful guide.

I would like to express my sincere gratitude to the statistical and planning unit of RDHS Office, Jaffna, who worked hard to publish this document.

We expect constructive suggestions from the users for improvement of this handbook.

Thanking you,



Dr.A.Ketheswaran  
Regional Director of Health Services  
Regional Directorate of Health Services  
Jaffna.



# CONTENTS

Detail Tables	Pages
<b>Preface</b>	
<b>Contents</b>	
<b>1. Genral Information</b>	
Introduction.....	01
Administrative Divisions.....	01
Health Facilities.....	01 - 02
Organization Chart - RDHS Office, Jaffna.....	03
Location Details of Health Institutions Under RDHS - Jaffna.....	04 - 08
Map of Government Health Institutions in Jaffna District	
Map of MOH Divisions & D.S. / A.G.A. Divisions in Jaffna District	
1.1 Land Area, Population GN Divisions, PHI, PHM Ranges by D.S & MOH Divisions.....	09
1.2 Population change by DS/AGA Division 1981& 2013 - 2022.....	10 - 11
1.3 Demographic & Health Indicators, 2012- 2022.....	12 - 15
<b>2. Organization of Health Services</b>	
2.1 Distribution of Curative Institutions by MOH Area in Jaffna District.....	16 - 17
2.2 MOH Area by PHI, PHM ranges GN Division & Population.....	18 - 33
<b>3. Patient care Services</b>	
3.1 Ambulatory Care (OPD) by Hospital - 2022.....	34 - 37
3.2 Availability of Clinic Facilities by Hospital - 2022.....	38 - 40
3.3 Clinic Visits by Hospital - 2022.....	41 - 52
3.4 Indoor Patients Care by Hospital - 2022.....	53 - 55
3.5 Govt. Hospital Birth, Private Hospital Birth & Home Deliveries - 2022.....	56
3.6 Type of Delivery & Mode of Delivery - 2022.....	57 - 60
3.7 Surgery Particulars by Hospital - 2022.....	61
3.8 Road Traffic Accident by Hospital - 2022.....	62
3.9 Performance of Dental Surgeons by Hospital - 2022.....	63 - 64
3.10 Incidence of Notifiable Diseases, 2019 - 2022 from Hospital Admission (IMMR).....	65
3.11 Leading Causes of Hospitalization in Jaffna District - 2022.....	66 - 67
3.12 Leading Causes of Hospital Deaths in Jaffna District - 2022.....	68 - 69
3.13 Trends in Hospital Morbidity & Mortality by Broad Disease Groups - 2022.....	70
3.14 Indoor Cancer Patients, 2019- 2022.....	71 - 72
3.15 Cancer Statistics - Base Hospital Tellipplai 2019 - 2022.....	73
3.16 Performance of Indoor Facilities by Hospital - 2022.....	74 - 75
3.17 Availability of Ambulances by Hospital - 2022.....	76
3.18 Transfer of Patients to other Hospitals by Hospital - 2022.....	77
3.19 Indoor Morbidity and Mortability Statistics by Broad Disease Group - 2022.....	78 - 79

Detail Tables	Pages
<b>4. Public Health Services</b>	
4.1 Maternal Deaths - 2022.....	80
4.2 Infant Deaths by MOH Area - 2022.....	81
4.3 Expanded Programme on Immunization (EPI) - 2022.....	82
4.4 Particulars of Maternal & Child Clinic Locations by MOH Area - 2022.....	83 - 93
4.5 Family Planning New Acceptors by Method, 2016 - 2022.....	94
4.6 Family Planning Particulars - 2022.....	95
4.7 Antenatal Care by MOH Area - 2022.....	95
4.8 Thripasha Supply by MOH Area - 2022.....	96
4.9 Building Application Inspections by MOH Area - 2022.....	97
4.10 School Sanitation Survey by MOH Area - 2022.....	98
4.11 Rabies Control by MOH Area - 2022.....	99
4.12 Particulars of Notifications by MOH Area - 2022.....	100
4.13 Latrine Constructions by MOH Area - 2022.....	101
4.14 Accessibility to Safe Latrines by MOH Area - 2022.....	102 - 104
4.15 Incidence of Notifiable Disease - 2022.....	105
4.16 Dengue Notifications, Confirmed Cases & Deaths by Month - 2022.....	106
4.17 Dengue Notifications, Confirmed Cases & Deaths by MOH Area - 2022.....	106
4.18 Incidence of Malaria in Jaffna District, 1992 - 2022.....	107
4.19 Malaria Case by Month in Jaffna District, 2017 - 2022.....	108
4.20 Work Performance of School Dental Services - 2022.....	109
4.21 Registered Private Hospitals by MOH Area - 2022.....	110
4.22 Registered Private Pharmacies by DS/AGA Division - 2022.....	111
4.22 Food Handling Inspection in Jaffna District - 2022.....	111
 <b>COVID - 19</b>	
Covid - 19 Cases Report in Jaffna by MOH Areas - 2022.....	112
Covid - 19 Death Report in Jaffna by MOH Areas - 2022.....	113
 Health Status & Health Services Provision Indicators, 2020 - 2022.....	114 - 118
Achievements in the Year - 2022.....	119
Staff Position as on 31.12.2022.....	120 - 123
PSSP Activities (NCD) in Jaffna District as at 31.12.2022	124
Health Finance - 2022.....	125 - 127
Telephone Directory .....	128 - 136

## **Introduction**

Jaffna District is situated in the Northern part of Sri Lanka and is 410 Km away from Colombo. The extent of the district is 1,015.01 Sq.Km (including inland water sources). It comprises the major part of the peninsula together with small Islands on the Western side. It is surrounded by the Indian Ocean on the Northern and Western sides. On the east it is bounded by Bay of Bengal and on the south by Jaffna lagoon and Kilinochchi District.

Jaffna District fall under dry zone and high rainfall is experienced from October, November and December and the scattered during April to May. The inter monsoon rain is uncertain. The District received 1,856 mm of rain during the year 2022. The temperature ranges from 22.1<sup>0</sup>C to 35.8<sup>0</sup>C with an annual average of 28.5 centigrade.

The main source of water is the natural underground spring tapped by drilling wells.

The actual population as on 31.12.2022 as reported by the District Secretariat is 627,861.

The Estimated Population of year 2022 as report of Medical Statistical Unit, Ministry of Health, Colombo is 631,218.

## **Administrative Divisions**

Jaffna District is divided into 15 Divisional Secretary areas. Due to resources and other constrains, Jaffna District is divided into 14 MOH Divisions for health administration. (Including MOH Municipal Council, Jaffna).

## **Health Facilities**

When considering health facilities in Jaffna District, Teaching Hospital Jaffna is the only tertiary care institution which comes under the administration of Line Ministry of Health. All other curative institutions come under the administration of Regional Director of Health Services, Jaffna. These institutions are forming a network in three levels, such as:

<b>S/N</b>	<b>Category of Institutions</b>	<b>Nos.</b>
01	Base Hospital (Type A & B)	04
02	Divisional Hospital	23
03	Primary Medical Care Unit	17
	Total	44

In addition to the above hospitals, Cancer Unit Tellippalai and Chest Clinic Jaffna are functioning under the administration of Regional Director of Health Services.

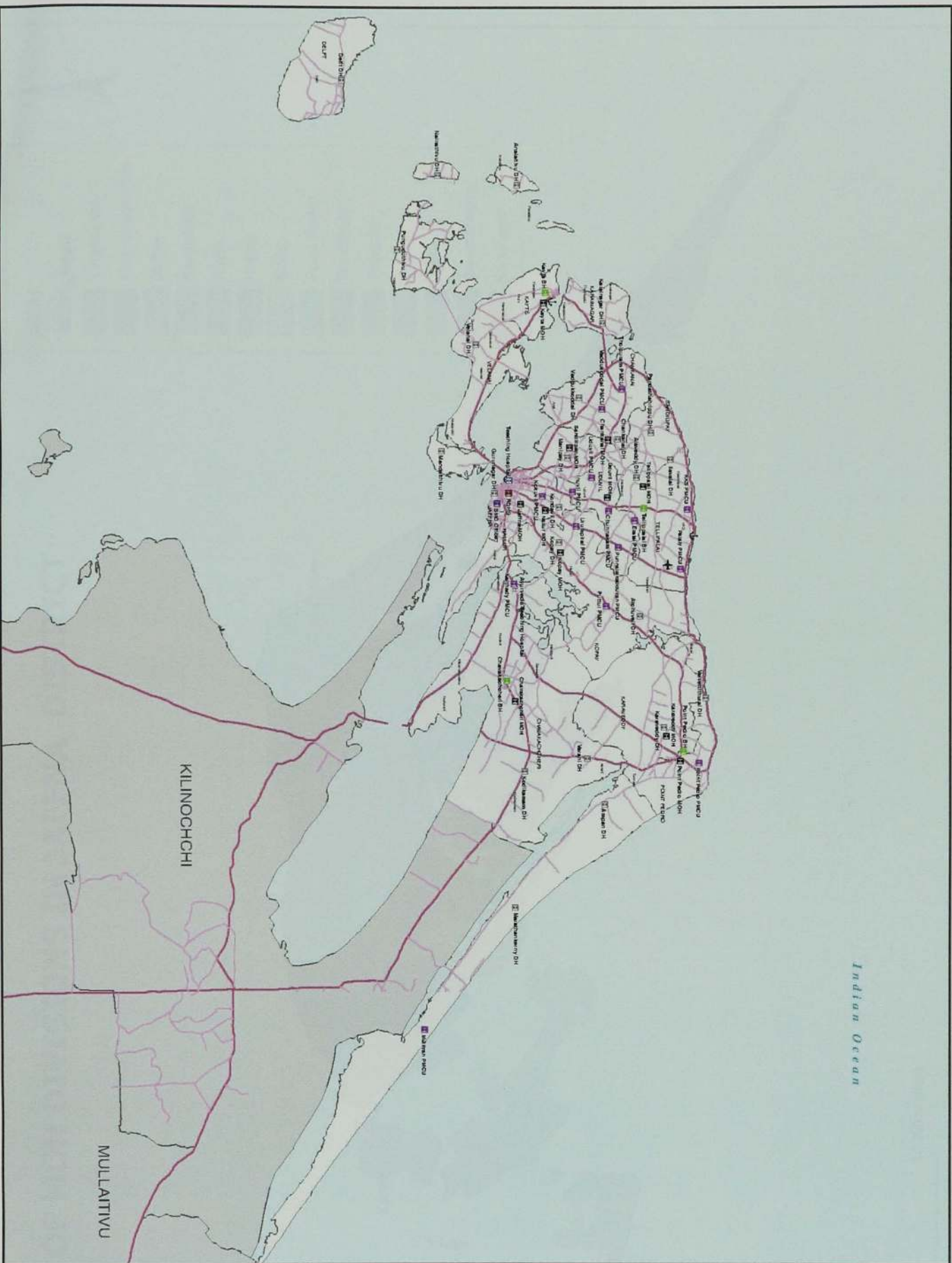
In the preventive sector under each MOH there are clinic centers, which provide mainly Maternal and Child Health care services.

Regional Director of Health Services is in charge for all Promotive, Preventive, Curative & Rehabilitative health activities in the district. Under him Heads of Institutions namely Medical Superintendents, District Medical Officers, Medical Officers in charge and Medical Officers of Health are functioning

Regional Medical Officer – Anti Malaria Campaign, Regional Epidemiologist, Medical Officer – Maternal & Child Health, Medical Officer – Planning, Medical Officer – Non Communicable Diseases, Medical Officer – Health Informatic, Medical Officer – Environmental & Occupational Health are also functioning under RDHS to assist him in respective field.

- Preventive Health Care Programmes implemented by RDHS, Jaffna

1. Expanded Programme of Immunization (EPI)
2. Maternal & Child Health Services (MCH)
3. Environmental Health
4. Food & Water Sanitation
5. Control of Communicable Diseases
6. School Health Programme
7. Rabies Control Programme
8. Mosquito Control Programme
9. STD/HIV/AIDS Control Programme
10. Mental Health Programme
11. Health Education Programme.
12. Non Communicable Diseases Control Programme



**Legend**

**Hospital types**

- Ayurvedic Hospital
- Base Hospital (BH)
- Divisional hospital (DH)
- Regional Director of Health Services (RDHS)
- Medical Officer of Health (MOH)
- Primary Medical Care Unit (PM/CU)
- Teaching Hospital (TH)

- Airport
- Port
- Minor Road
- Main Road
- DS Boundary
- District Boundary

**Map Doc Name:**  
SL\_JAF\_Hospitals\_PUB\_V2\_01082011

**Creation Date:** 01 Aug 2011

**Projection/Datum:**  
Transverse Mercator Kandawala

0 5 10 15  
Kilometers

**Map data source(s):**  
UN OCHA, WHO, RDHS Office - Jaffna, Survey Department Government of Sri Lanka

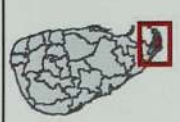
**Disclaimers:**  
The boundaries and names shown and the designations used on this map do not imply official endorsement or acceptance by the United Nations.

Produced through the generous support of:



© 2010 United Nations Office for the Coordination of Humanitarian Affairs (UNOCHA), Sri Lanka

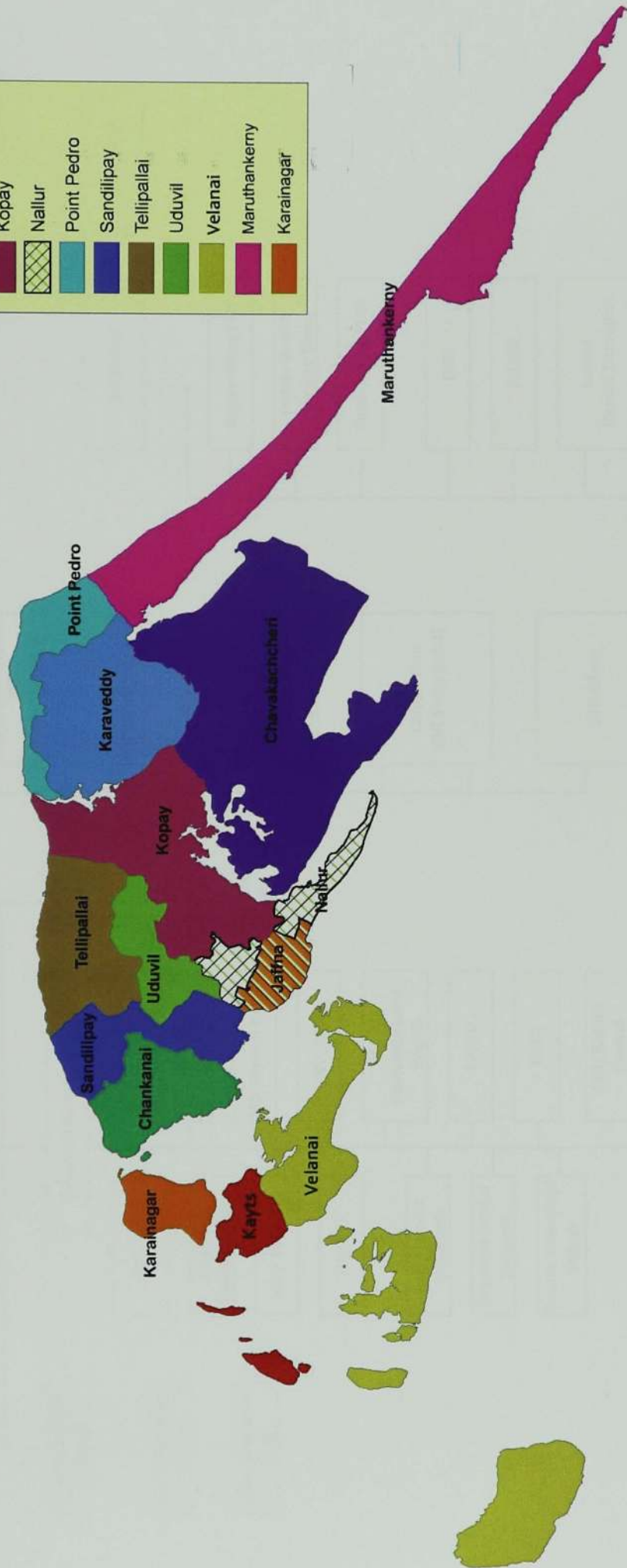
121, UNDP Compound Temple Road, Jaffna.  
Tel: +94 (21) 2228836, Fax: +94 (21) 2228838.  
Email: ocha.jaffna@gmail.com  
Website: www.humanitarianinfo.org/sri Lanka  
http://ochaonline2.un.org/sri Lanka





# MAP OF MOH DIVISIONS IN JAFFNA DISTRICT

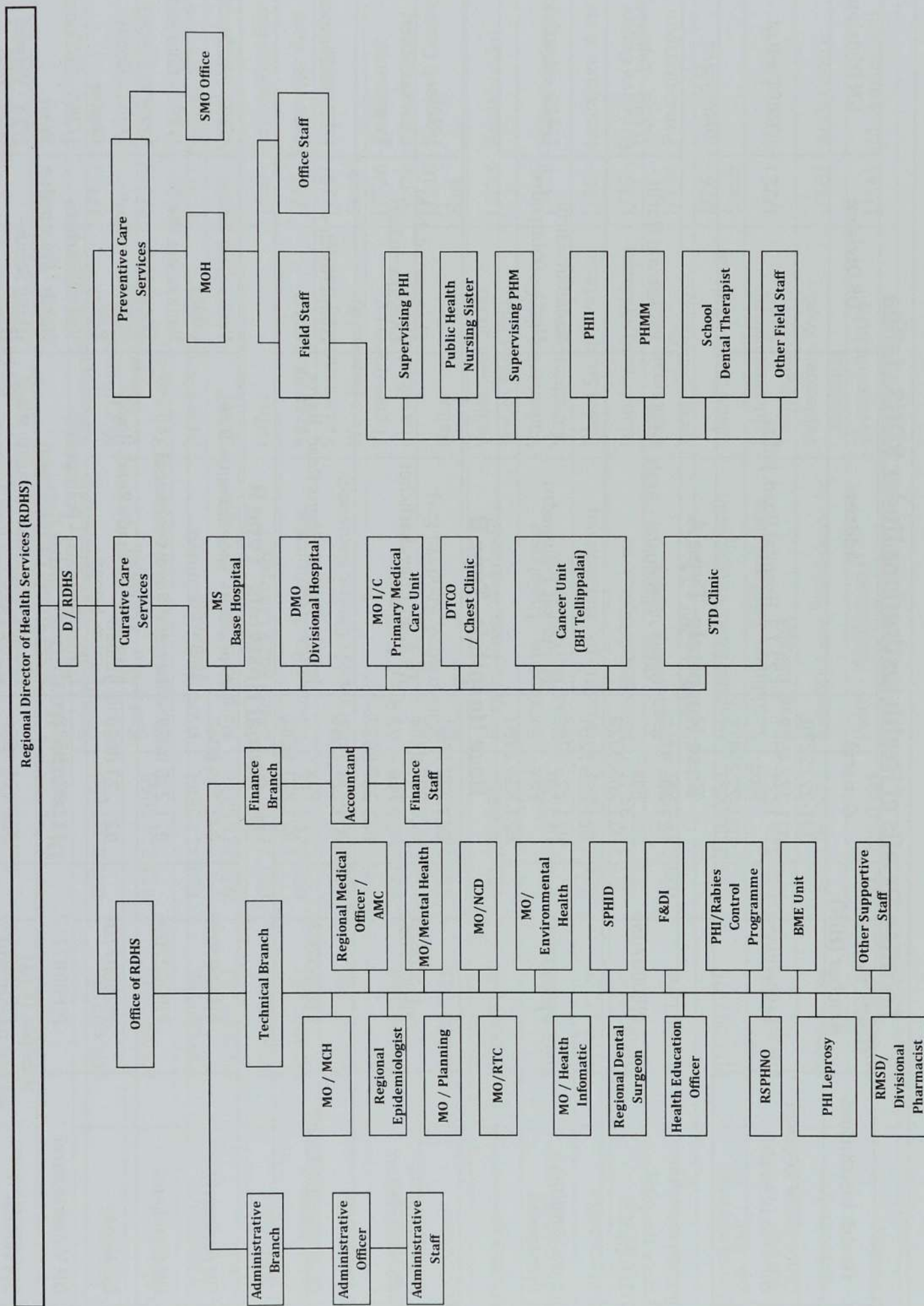
MOH	MOH_Area
	Chankanai
	Chavakachcheri
	Jaffna
	Karaveddy
	Kayts
	Kopay
	Nallur
	Point Pedro
	Sandilipay
	Tellipallai
	Uduvil
	Velanai
	Maruthankerny
	Karainagar



0 4.5 9 18 Kilometers



# ORGANIZATIONAL CHART OF REGIONAL DIRECTORATE OF HEALTH SERVICES



**Location Details of Health Institutions Under RDHS - Jaffna**

S.N	Health Institutions	Health Institution Number (HIN)	General	Address	DS Division	GN Division
1	Office of the Regional Director of Health Services	PJF0007039	021-2222278, 021 222 4557 Fax:- 021-2229971	572 / 3, Hospital Road, Jaffna.	Jaffna	J/81 - Fort
<b>Base Hospitals- Type A</b>						
2	Base Hospital, Tellippalai	PJF0007054	021 205 9227 Fax - 021 205 9228	Vallai - Tellippalai - Araly Road, Tellippalai	Valikamam North - Tellippalai	J/228 - Tellippalai
3	Base Hospital, Pointpedro	PJF0007047	021 226 3261 021 226 3262 Fax - 021 226 3262	Manthikai, Pointpedro	Vadamarachchi North - Pointpedro	J/415 - Manthikai
<b>Base Hospitals- Type B</b>						
4	Base Hospital, Chavakachcheri	PJF0007062	021 227 0661 021 227 0662 Fax - 021 227 0032	A9 Road, Chavakachcheri	Thenmaradchchi - Chavakachcheri	J/300 - Chavkachcheri Town
5	Base Hospital, Kayts	PJF0007070	021 221 1666 Fax - 021 221 1662	Jaffna - Pannai - Kayts Road, Kayts	Island North - Kayts	J/52 - Karampon East
<b>Divisional Hospitals- Type B</b>						
6	DH Atchuvvely	PJF0007088	021 205 8047	Avarankal - Thondamanar Road, Atchuvvely	Valikamam East - Kopay	J/286 - Atchuvvely South
7	DH Chankanai	PJF0007096	021 225 0079	Hospital Road, Chankanai	Valikamam West - Chankanai	J/181 - Chankanai Centre
8	DH Kopay	PJF0007104	021 223 0070	Manipay - Kaithady Road, Kopay Centre, Kopay	Valikamam East - Kopay	J/261 - Kopay Centre
9	DH Valvettithurai	PJF0007112	021 226 3530	Jaffna - Ponnalai - Pointpedro Road, Urani, Valvettithurai	Vadamarachchi North - Pointpedro	J/393 - Polikandy West
10	DH Velanai	PJF0007302	021 221 1556	Chaddy - Vankalavadi Road, Ward No - 01, Velanai East, Velanai	Island South - Velanai	J/13 - Velanai North East

S.N	Health Institutions	Health Institution Number (HIN)	General	Address	DS Division	GN Division
<b>Divisional Hospitals- Type C</b>						
11	DH Ampan	PJF0007138	021 320 7156	Pointpedro - Maruthankerny Road, Ampan	Vadamarachchy East - Maruthankerny	J/422 - Ampan
12	DH Alaveddy	PJF0007120	021 224 2060	Kadduvan - Mallakam - Changanai Road Alaveddy	Valikamam North - Tellippalai	J/219 - Alaveddy South
13	DH Analaitivu	PJF0007146	021 321 3584	Ward No.03, Analaitivu	Island North - Kayts	J/37 - Analaitivu North
14	DH Delft	PJF0007153	021 221 5220	Main Road, Ward - 06, Delft	Delft	J/03 - Delft Centre West
15	DH Gurunagar	PJF0007161	021 222 0678	Beach Road, Gurunagar	Jaffna	J/68 - Reclamation East
16	DH Karainagar	PJF0007187	021 221 1745	Circular Road, Karainagar	Karainagar	J/42 - Karainagar East
17	DH Karaveddy	PJF0007195	021 226 4608	Karaveddy Centre, Karaveddy	Vadamarachchy South West Karaveddy	J/367 - Karaveddy Centre
18	DH Kodikamam	PJF0007203	021 205 0121	A9 Road, Kodikamam	Thenmarachchy - Chavakachcheri	J/326 - Kodikamam North
19	DH Kondavil	PJF0007211	021 205 3701	Station Road, Kondavil East, Kondavil	Nallur	J/118 - Kondavil Centre East
20	DH Manipay	PJF0007237	021 225 5960	Hospital Road, Anaikoddai	Valikamam South West - Sandilipay	J/133 - Anaikoddai
21	DH Maruthankerny	PJF0007245	021 320 5796	Soranpattu - Thalaisyady Road, Maruthankerny	Vadamarachchy East - Maruthankerny	J/428 - Maruthankerny
22	DH Mandaitivu	PJF0007229	021 300 1231	Ward No 06, Mandaitivu	Island South - Velanai	J/08 - Mandaitivu West
23	DH Nainativu	PJF0007252	021 321 3583	Main Street, Nainativu	Island South - Velanai	J/35 - Nainativu Centre
24	DH Pandatharippu	PJF0007260	021 321 3585	Paanaveddy Veethy, Pandatharippu	Valikamam South West - Sandilipay	J/146 - Pandatharippu
25	DH Pungudutivu	PJF0007278	021 320 5759	Hospital Road, Pungudutivu	Island South - Velanai	J/26 - Pungudutivu South
26	DH Ilavalai	PJF0007179	021 221 1937	Sandilipay - Senthankulam Road, Ilavalai	Valikamam North - Tellippalai	J/221 - Ilavalai North
27	DH Vaddukoddai	PJF0007286	021 225 1572	Kaladdy Lane, Vaddukoddai	Valikamam West - Chankanai	J/161 - Arali Centre
28	DH Varany	PJF0007294	021 205 0804	Puloy - Kodikamam - Kachchai Road, Varany	Thenmarachchy - Chavakachcheri	J/341 - Idaikurinchchi

S.N	Health Institutions	Health Institution Number (HIN)	General	Address	DS Division	GN Division
<b>PMcus</b>						
29	PMCU Chunnakam	PJF0007310	021 224 2061	Sivapoothavaraiyar Lane, Chunnakam South, Chunnakam	Valikamam South - Uduvil	J/196 - Chunnakam Town South
30	PMCU Eluvaitivu	PJF0007328	021 300 1228	Eluwaitivu	Island North - Kayts	J/39 - Eluvaitivu
31	PMCU Erlalai	PJF0007336	021 205 9129	Kannagai Amman Road, Erlalai North, Erlalai	Valikamam South - Uduvil	J/205 - Erlalai North
32	PMCU Inuvil	PJF0007344	021 224 1839	Vanniyasingam Veethy, Inuvil South, Inuvil	Valikamam South - Uduvil	J/188 - Inuvil South East
33	PMCU Kankesanthurai	PJF0007377	Not Functioning		Valikamam North - Tellippalai	J/251 - Myliddy North
34	PMCU Kaithady	PJF0007369	021 205 7107	A-9 Road, Kaithady	Thenmarachy - Chavakachcheri	J/291 - Kaithady South
35	PMCU Kokuvil	PJF0007385	021 221 2344	Near Library, Adiyapathm Road, Kokuvil	Nallur	J/122 - Kokuvil East
36	PMCU Kurumpasiddy	PJF0007419	021 321 6572	Amman Kovil Road, Kurumbasiddy East, Kurumbasiddy	Valikamam North - Tellippalai	J/243 - Kurumbasity East
37	PMCU Mulliyan	PJF0007393	021 320 3796	Nithiyavaddai, Mulliyan	Vadamarachy East - Maruthankerny	J/433 - Mulliyan
38	PMCU Point Pedro	PJF0007427	021 226 1075	Thumpalai Road, Pointpedro	Vadamarachy North - Pointpedro	J/401 - Pointpedro
39	PMCU Punnalaikadduvan	PJF0007435	021 221 3703	Arivoli Community Centre Road, Punnalaikadduvan South, Punnalaikadduvan	Valikamam South - Uduvil	J/207 - Punnalaikadduvan South
40	PMCU Puttur	PJF0007443	021 205 8841	Puttur - Meesalai Road, Puttur Junction, Puttur	Valikamam East - Kopay	J/278 - Puttur East
41	PMCU Thirunelvely	PJF0007351	021 205 2204	Adiyapatham Road, Thirunelvely	Nallur	J/144 - Thirunelvely Centre South
42	PMCU Tholpuram	PJF0007450	021 225 0733	Jaffna - Manipay - Karainagar Road, Chulipuarum	Valikamam West - Chankanai	J/169 - Tholpuram West
43	PMCU Uduvil	PJF0007468	021 225 5247	Manipay - Kaithady Road, Aladi, Uduvil	Valikamam South - Uduvil	J/187 - Sanguvvely
44	PMCU Urumpirai	PJF0007476	021 223 1061	Palaly Road, Urumpirai	Valikamam East - Kopay	J/265 - Urumpirai South
45	PMCU Vaddukoddai	PJF0007484	021 225 0808	Vilathi Thodda Veethi, Vaddukoddai South, Vaddukoddai	Valikamam West - Chankanai	J/165 - Vaddukoddai South

S.N	Health Institutions	Health Institution Number (HIN)	General	Address	DS Division	GN Division
<b>MOH Offices</b>						
46	MOH Chankanai	PJF0007500	021 225 0732	Hospital Road, Chankanai	Valikamam West - Chankanai	J/181 - Chankanai Centre
47	MOH Chavakachcheri	PJF0007518	021 227 0014	Dutch Road, Chavakachcheri	Thenmarachchy - Chavakachcheri	J/300 - Chavakachcheri Town
48	MOH Jaffna	PJF0007526	021 222 2645	No.454, Pointpedro Road, Nallur	Jaffna	J/107 - Nallur Rajathani
49	MOH Karaveddy	PJF0007534	021 226 1006	Karaveddy Centre, Karaveddy	Vadamarachchy South West - Karaveddy	J/367 - Karaveddy Centre
50	MOH Karainagar	-	021 225 1944	Patharkerny Lane, Karainagar	Karainagar	J/40 - Karai West
51	MOH Kayts	PJF0007542	021 221 1660	Jaffna - Pannai - Kayts Road, Kayts	Island North - Kayts	J/52 - Karampan East
52	MOH Kopay	PJF0007559	021 223 1060	Manipay - Kaithady Road, Kopay Centre, Kopay	Valikamam East - Kopay	J/261 - Kopay Centre
53	MOH Maruthankerny	-	021 226 5578	Sioranpattu - Thalaisyady Road, Maruthankerny	Vadamarachchy East - Maruthankerny	J/428 - Maruthankerny
54	MOH Nallur	PJF0007567	021 205 3702	Post Office Lane, Station Road, Kondavil East, Kondavil	Nallur	J/120 - Kondavil South East
55	MOH Point Pedro	PJF0007492	021 226 4482	Manthikai, Pointpedro	Vadamarachchy North - Pointpedro	J/415 - Manthikai
56	MOH Sandilipay	PJF0007575	021 225 5248	Sandilipay DS Office Lane, Sandilipay center, Sandilipay	Valikamam South West - Sandilipay	J/142 - Sandilipay Centre
57	MOH Tellippalai	PJF0007583	021 224 1182	Veerapathirar Lane, Vallai-Tellippalai-Araly Road, Tellippalai	Valikamam North - Tellippalai	J/288 - Tellippalai
58	MOH Uduvil	PJF0007591	021 224 1183	Power Station Road, Chunnakam	Valikamam South - Uduvil	J/196 - Chunnakam Town South
59	MOH Velanai	PJF0007609	021 221 1555	Chaddy - Vankalavadi Road, Ward No - 01, Velanai East, Velanai	Island South - Velanai	J/13 - Velanai North East

S.N	Health Institutions	Health Institution Number (HIN)	General	Address	DS Division	GN Division
<b>Other Institutes</b>						
60	Cancer Unit, BH Tellippalai	-	021 205 9290	Vallai - Tellippalai - Araly Road, Tellippalai	Valikamam North -Tellippalai	J/228 - Tellippalai
61	Anti-Malaria Campaign	-	021 222 7924	AMC Office, Health Village, Pannai	Jaffna	J/81 - Fort
62	Office of the School Medical Officer	-	021 222 4930	School Medical Office, Beach Road, Gurunagar (DH Gurunagar Premises)	Jaffna	J/68 - Reclamation East
63	Sexual Transmit Disease (SDT Clinic)	-	021 221 7756	SDT Clinic, Room No 33, Teaching Hospital, Jaffna	Jaffna	J/80 - Grand Bazaar
64	Chest Clinic	-	021 222 2494	Chest Clinic, Health Village, Pannai	Jaffna	J/81 - Fort
65	Bio Medical Engineer Unit	-	021 222 1136	Bio Medical Engineering Unit, Health Village, Pannai	Jaffna	J/81 - Fort
66	Regional Training Centre, Jaffna	-	021 222 9976	Regional Training Centre, Health Village, Pannai	Jaffna	J/81 - Fort
67	Regional Medical Supply Division	-	021 222 9617	RMSD, Health Village, Pannai	Jaffna	J/81 - Fort
68	Mathavam (Centre for Neuro-Developmental Disorders)	-	021 221 2662	118/10, Sivarajah Avenue, Palaly Road, Thirunelvely.	Nallur	J/110 - Thirunelvely West
69	Kuruntham (Alcohol rehabilitation Centre)	-	021 227 1150	Base Hospital, Chavakachcheri	Thenmarachchy - Chavakachcheri	J/300 - Chavkachcheri Town
70	Kudil (Mental Health Intermediary Care Unit or Residential Rehabilitation Facility for the Mentally III)	-	021 222 4822	Club Lane, Tellippalai East, Tellippalai	Valikamam North -Tellippalai	J/228 - Tellippalai
71	Adolescent Dental Clinic, J/Hindu College	PJF0007617	-	J/Hindu College	Jaffna	J/101 - Neraviyadi
72	Adolescent Dental Clinic, J/St.Jonhs College	PJF0007625	-	J/St.Jonhs College	Jaffna	J/76 - Chundikuli North

**Table No : 1.1 Land Area, Population, Mid Year Estimated Population G.N. Divisions, PHI & PHM Ranges by D.S. & MOH Divisions**

S/N	MOH. Division	Div. Secretary's Area	Total Area (sq.km.)	Actual Population 31.12.2022	Mid Year Estimated Population 2022 by MOH Area	No. of G.N. Divisions	No. of PHI. Areas	No. of PHM. Areas
1	Velanai	Delft	48.09	4,063	22,233	06	01	02
		Island South	85.08	16,993		30	04	08
2	Kayts	Island North	32.52	10,943	10,677	15	02	06
3	Karainagar	Karainagar	23.08	10,734	10,352	09	02	04
4	Jaffna	Jaffna	10.74	52,689	87,700	28	05	10
		Part of Nallur		29,452		17	03	06
5	Nallur	Part of Nallur	34.67	40,458	40,551	23	04	14
6	Sandilipay	Valikamam South West	47.53	55,313	56,507	28	06	17
7	Chankanai	Valikamam West	46.22	49,397	50,203	25	06	18
8	Uduvil	Valikamam South	31.95	51,612	57,314	30	06	17
9	Tellippalai	Valikamam North	64.54	46,111	31,911	45	07	16
10	Kopay	Valikamam East	105.04	77,156	79,161	31	08	26
11	Chavakachcheri	Thenmaradchchi	222.70	72,971	69,950	60	08	28
12	Karaveddy	Vadamarachchi South West	91.14	46,423	49,437	35	05	16
13	Pointpedro	Vadamarachchi North	36.51	46,933	51,421	35	06	18
14	Maruthankerny	Vadamarachchi East	135.20	16,613	13,801	18	03	06
		Total	1,015.01	627,861	631,218	435	76	212

Source - District Secretariat & RDHS Office, Jaffna

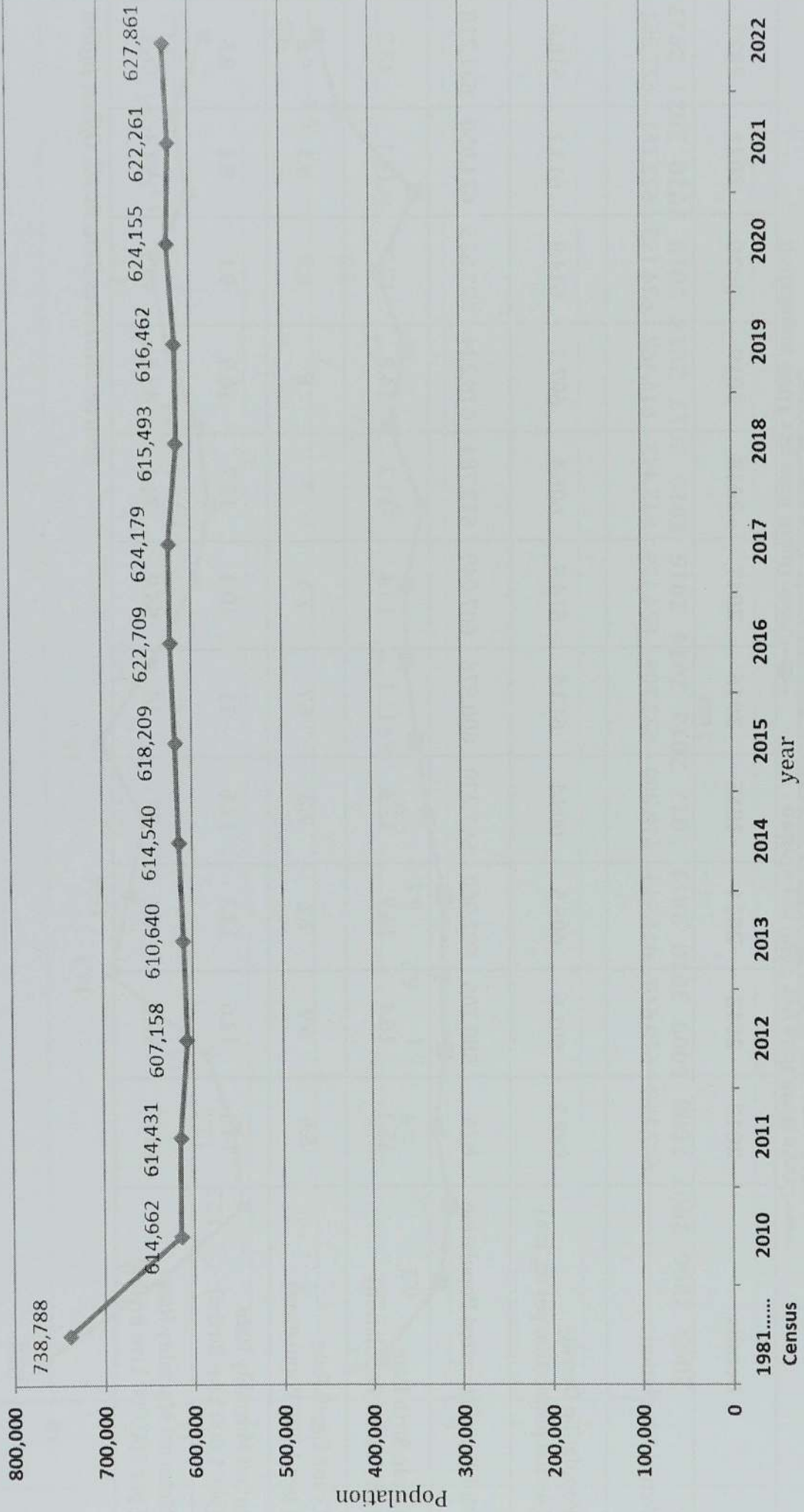
MOH Pointpedro - 02 UC PHI area, MOH Chavakachcheri - 01 UC PHI area, MOH Jaffna - 08 MC PHI area

**Table No : 1.2 Population by DS/AGA Division (1981 & 2012 - 2021)**

S/N	DS/AGA Division	1981 Census	2013	2014	2015	2016	2017	2018	2019	2020	2021	2022
1	Delft	5,608	4,490	4,502	4,549	4,562	4,591	4,587	4,065	4,129	4,055	4,063
2	Island South (Velanai)	38,411	17,940	18,076	18,259	18,655	18,674	16,396	16,376	16,679	16,598	16,993
3	Island North (Kayts)	37,583	10,744	10,581	10,219	10,564	10,417	10,259	10,476	10,820	10,866	10,943
4	Karainagar		10,488	10,153	10,596	10,544	10,655	10,682	10,311	10,682	10,678	10,734
5	Jaffna	78,128	59,239	59,498	59,876	59,997	60,125	52,244	53,094	53,691	52,094	52,689
6	Nallur	81,472	66,083	66,751	67,716	68,697	67,820	67,303	68,173	68,668	69,433	69,910
7	Valikamam South West (Sandilipay)	56,657	52,423	52,762	51,409	50,445	50,912	53,428	53,238	54,482	54,918	55,313
8	Valikamam West (Chankanai)	47,620	47,703	48,040	48,319	48,022	47,587	47,178	47,276	48,695	48,363	49,397
9	Valikamam South (Uduvil)	54,762	51,099	51,422	52,669	52,793	52,680	52,920	53,008	52,776	51,567	51,612
10	Valikamam North (Tellippalai)	72,448	37,579	37,702	38,734	42,258	44,442	44,796	45,892	45,244	45,981	46,111
11	Valikamam East (Kopay)	73,143	73,087	74,121	75,242	75,123	75,613	75,013	73,948	76,944	76,972	77,156
12	Thenmaradchchi (Chavakachcheri)	71,543	71,869	72,768	73,196	74,061	73,394	72,819	72,143	72,231	72,232	72,971
13	Vadamarachchi South West (Karaveddy)	62,484	45,164	45,282	45,349	45,679	45,504	45,680	45,893	46,104	45,716	46,423
14	Vadamarachchi North (Point Pedro)	45,256	47,182	47,058	45,989	44,955	45,296	45,726	46,016	46,714	46,376	46,933
15	Vadamarachchi East (Maruthankerny)	13,673	15,550	15,824	16,087	16,354	16,469	16,462	16,553	16,296	16,412	16,613
	<b>Total</b>	<b>738,788</b>	<b>610,640</b>	<b>614,540</b>	<b>618,209</b>	<b>622,709</b>	<b>624,179</b>	<b>615,493</b>	<b>616,462</b>	<b>624,155</b>	<b>622,261</b>	<b>627,861</b>

Source: District Secretariat, Jaffna

### Population in Jaffna District , 1981 & 2010 - 2022

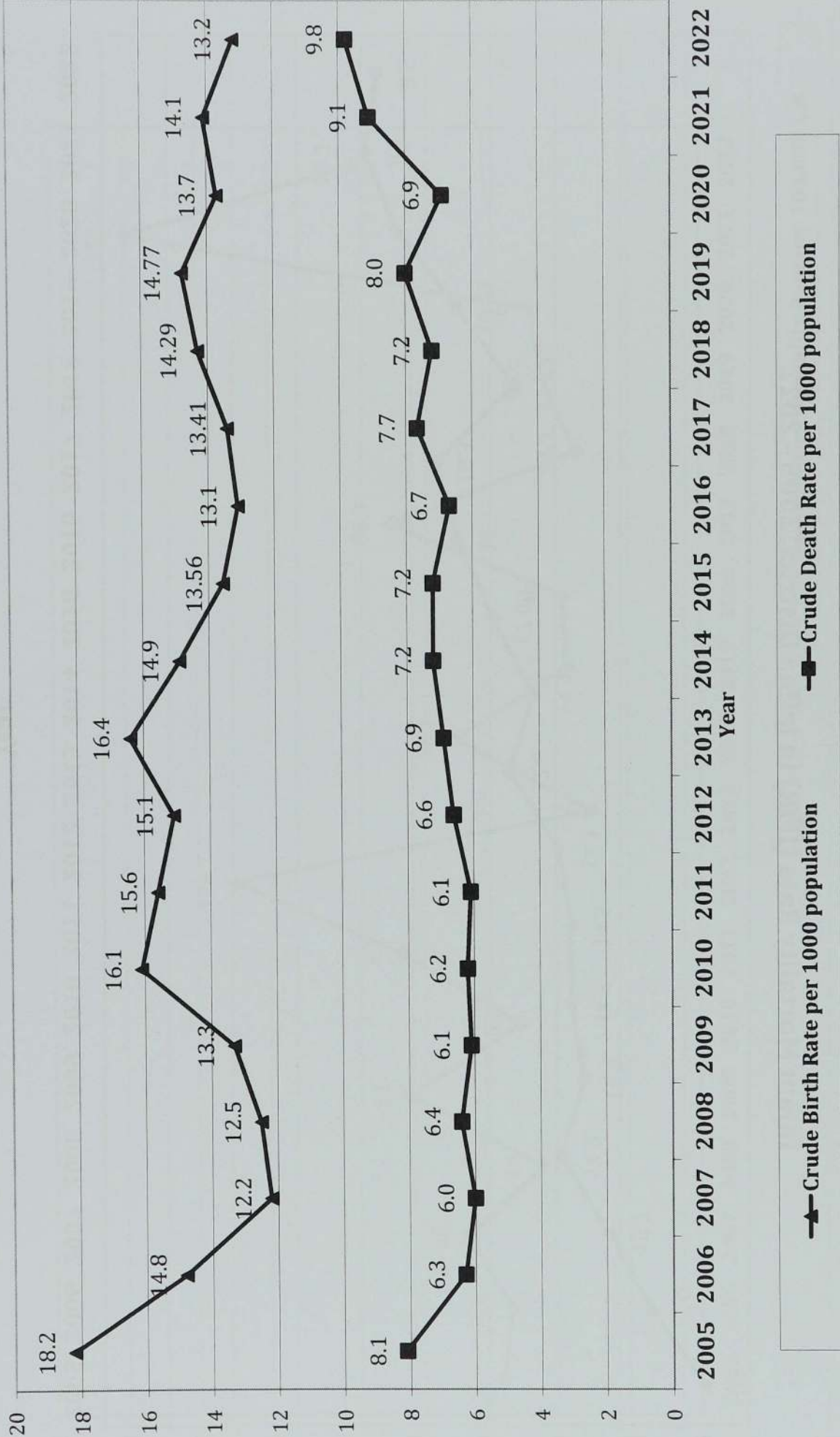


**Table No: 1.3 Demographic & Health Indicators (2012 - 2022)**

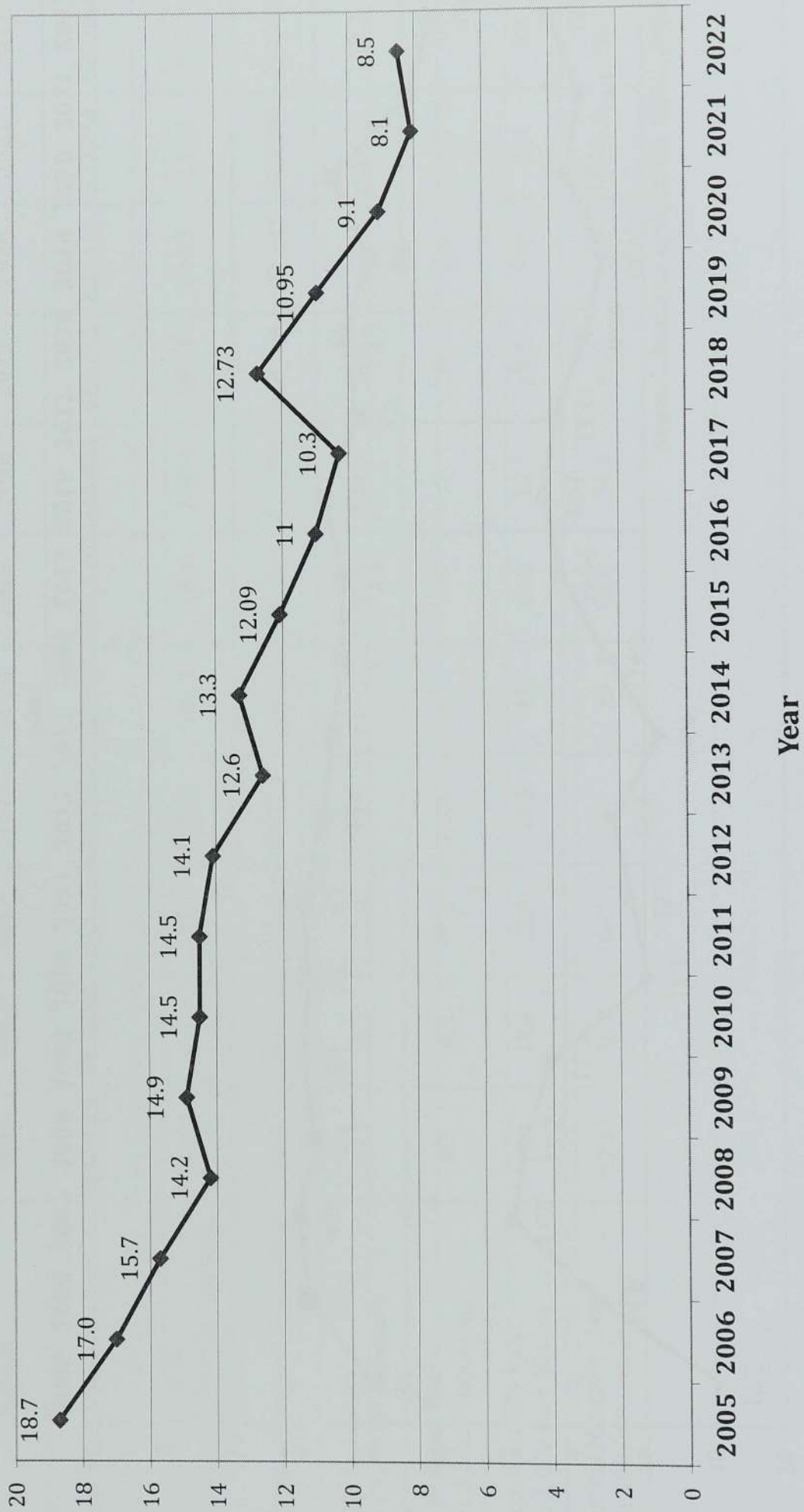
S/N	Details	2012	2013	2014	2015	2016	2017	2018	2019	2020	2021	2022
1	Actual Population	607,158	610,640	614,540	618,209	622,709	624,179	615,493	616,462	624,155	622,261	627,861
2	Population Density (Actual population per sq. km)	598.2	601.6	605.5	609.1	613.5	614.9	606.4	607.3	614.9	613.1	618.6
3	Mid-Year Estimated Population	N/A	588,706	592,900	597,230	600,876	607,049	613,784	618,234	622,625	624,950	631,218
4	Crude Birth Rate (LB / 1,000 Population)	15.1	16.4	14.9	13.6	13.1	13.4	14.3	14.8	13.7	14.1	13.2
5	Crude Death Rate ( per 1,000 Population)	6.6	6.9	7.2	7.2	6.7	7.6	7	8	6.9	9.1	9.8
6	Infant Mortality Rate (per 1,000 Live Births)	14.1	12.6	13.3	12.6	11	10.3	12.7	10.9	9.1	8.1	8.5
7	Maternal Mortality Rate ( per 100,000 Live Births)	129.7	30.2	68.1	37	38	85.9	34.1	43.8	46.9	159.3	96.1

Source: Statistics Unit, RDHS. Office, Jaffna

### Crude Birth Rate & Crude Death Rate in Jaffna District, 2005-2022

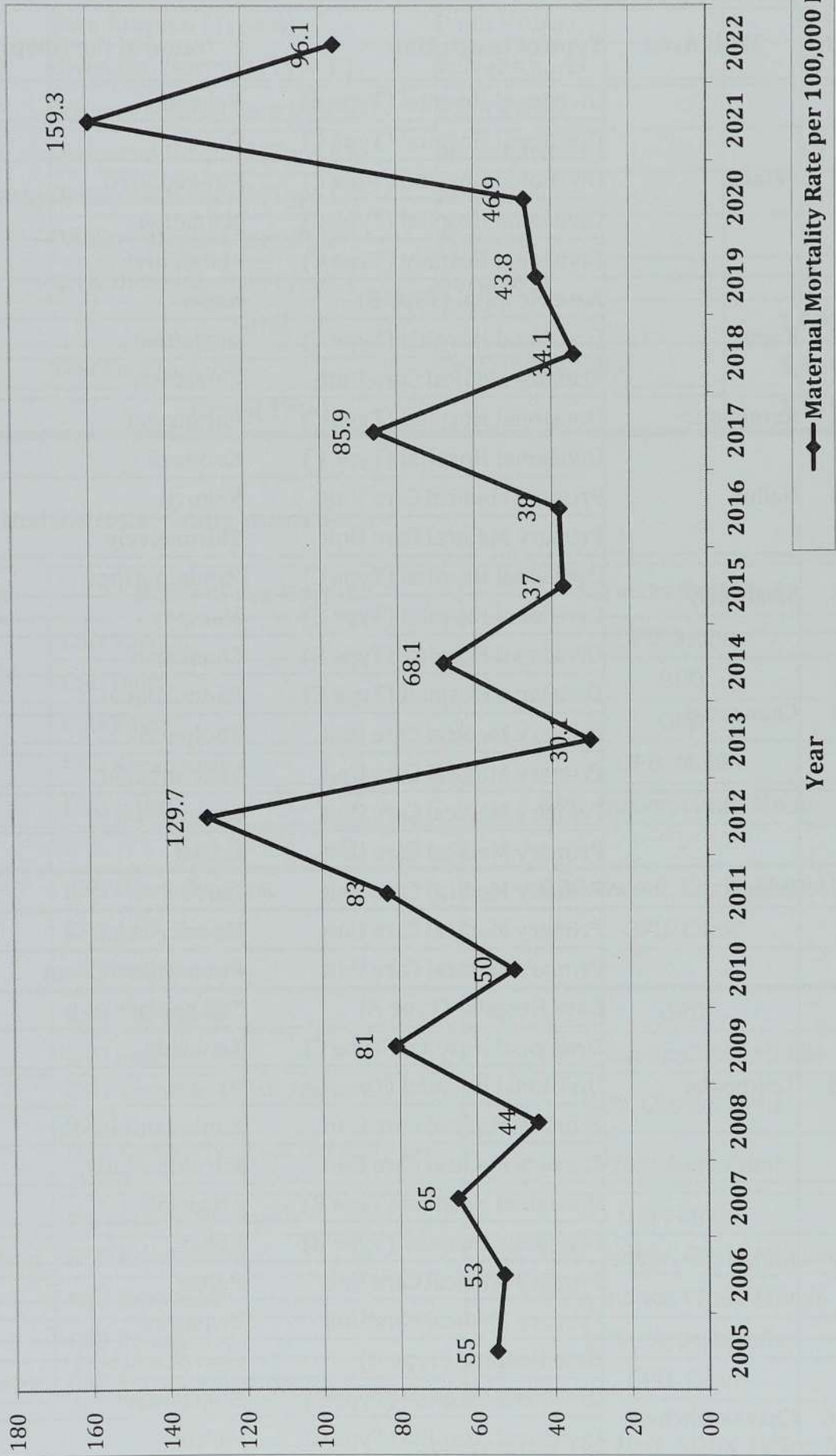


**Infant Mortality Rate (IMR) in Jaffna District, 2005 - 2022**



—◆— Infant Mortality Rate per 1000 L.B

**Maternal Mortality Rate (MMR) in Jaffna District, 2005 - 2022**



**Table No : 2.1 Distribution of Curative Institutions by MOH Area in Jaffna District - 2022**

**Curative Sector (Western)**

S/N	MOH Area	Type of Institution	Name of the Hospital	Bed Strength
1	Velanai	Divisional Hospital (Type B)	Velanai	38
		Divisional Hospital (Type C)	Delft	20
		Divisional Hospital (Type C)	Pungudutivu	15
		Divisional Hospital (Type C)	Nainativu	37
		Divisional Hospital (Type C)	Mandaitivu	-
2	Kayts	Base Hospital (Type B)	Kayts	62
		Divisional Hospital (Type C)	Analaitivu	15
		Primary Medical Care Unit	Eluvaitivu	-
3	Karainagar	Divisional Hospital (Type C)	Karainagar	24
4	Nallur	Divisional Hospital (Type C)	Kondavil	8
		Primary Medical Care Unit	Kokuvil	-
		Primary Medical Care Unit	Thirunelvely	-
5	Sandilipay	Divisional Hospital (Type C)	Pandatharippu	44
		Divisional Hospital (Type C)	Manipay	8
6	Chankanai	Divisional Hospital (Type B)	Chankanai	84
		Divisional Hospital (Type C)	Vaddukodai	21
		Primary Medical Care Unit	Tholpuram	-
		Primary Medical Care Unit	Vaddukodai	-
7	Uduvil	Primary Medical Care Unit	Chunnakam	-
		Primary Medical Care Unit	Erlalai	-
		Primary Medical Care Unit	Inuvil	-
		Primary Medical Care Unit	Uduvil	-
		Primary Medical Care Unit	Punnalaikadduvan	-
8	Tellippalai	Base Hospital (Type A)	Tellippalai	458
		Divisional Hospital (Type C)	Alaveddy	8
		Divisional Hospital (Type C)	Ilavalai	14
		Primary Medical Care Unit	Kankesanthurai	-
		Primary Medical Care Unit	Kurumpasiddy	-
9	Kopay	Divisional Hospital (Type B)	Atchuvily	54
		Divisional Hospital (Type B)	Kopay	54
		Primary Medical Care Unit	Puttur	-
		Primary Medical Care Unit	Urumpirai	-
10	Chavakachcheri	Base Hospital (Type B)	Chavakachcheri	168
		Divisional Hospital (Type C)	Kodikamam	21
		Divisional Hospital (Type C)	Varany	8
		Primary Medical Care Unit	Kaithady	-

S/N	MOH Area	Type of Institution	Name of the Hospital	Bed Strength
11	Karaveddy	Divisional Hospital (Type C)	Karaveddy	23
12	Point Pedro	Base Hospital (Type A)	Point Pedro	303
		Divisional Hospital (Type B)	Valvettithurai	75
		Primary Medical Care Unit	Point Pedro	-
13	Maruthankerny	Divisional Hospital (Type C)	Maruthankerny	40
		Divisional Hospital (Type C)	Ampan	2
		Primary Medical Care Unit	Mulliyar	-
14	Jaffna	Divisional Hospital (Type C)	Gurunagar	5
<b>Total</b>				<b>1,609</b>
	Jaffna	Teaching Hospital	Teaching Hospital	<b>1,310</b>
<b>Grand Total</b>				<b>2,919</b>

### Curative Health Institutions - Indigenous Sector

S/N	MOH Area	Name of the Hospital	Services Provided
1	Velanai	CSD Velanai	OPD, Mobile
		CSD Delft	OPD
2	Kayts	CSD Kayts	OPD
3	Karainagar	CSD Karainagar	OPD, Mobile
4	Jaffna	DSH Jaffna	OPD, Indoor, Clinic, Mobile
5	Nallur	-	-
6	Sandilipay	RSH Pandatharippu	OPD, Indoor, Clinic, Mobile
7	Chankanai	CSD Araly	OPD, Clinic
8	Uduvil	-	-
9	Tellippalai	RSH Tellippalai	OPD
		CSD Keerimalai	OPD, Indoor, Clinic, Mobile
10	Kopay	CSD Navatkiri (DMU Atchuvally - 412)	OPD, Clinic, Mobile
		DSH Atchuvally (from Oct end - Dec 2022)	OPD, Indoor, Clinic
		Paying Unit Atchuvally	OPD, Indoor
11	Chavakachcheri	RSH Kodikamam	OPD, Indoor, Clinic, Mobile
12	Karaveddy	RSH Karaveddy	OPD, Indoor, Clinic, Mobile
13	Point Pedro	CSD Pointpedro	OPD, Clinic, Mobile
14	Maruthankerny	CSD Maruthankerny	OPD, Clinic

*Source :Statistics Unit, RDHS. Office, Jaffna*



**MOH - KAYTS AREA PHII & PHMM RANGES BY D.S & G.S DIVISIONS**

S.N	MOH Office	D.S / AGA Div.	PHI Range	PHM Range	Pop	GN Division	G.N No.	Pop			
1	KAYTS	Island North - Kayts [10,943]	1	Kayts	2,331	1	Kayts	J/49	399		
2						2	Paruthiyadaippu	J/50	848		
3						3	Karampon	J/51	1,084		
4			1	Kayts [6,862]	2	Naranthanai	2,145	7	Naranthanai North	J/55	434
5								8	Naranthanai North West	J/56	1,135
6			2	Analaitivu [4,081]	3	Puliyankoodal	2,386	9	Naranthanai	J/57	576
7								10	Naranthanai South	J/58	734
8			1	Kayts [6,862]	4	Analaitivu	1,839	11	Puliyankoodal	J/60	1,351
9								12	Suruvil	J/59	301
10			2	Analaitivu [4,081]	5	Karampon	1,567	13	Analaitivu North	J/37	819
11								14	Analaitivu South	J/38	1,020
12			1	Kayts [6,862]	6	Eluvaitivu	675	4	Karampon East	J/52	485
13								5	Karampon South East	J/53	171
14								6	Karampon West	J/54	911
15								15	Eluvaitivu	J/39	675

**MOH - KARAINAGAR AREA PHII & PHMM RANGES BY D.S & G.S DIVISIONS**

S.N	MOH Office	D.S / AGA Div.	PHI Range	PHM Range	Pop	GN Division	G.N No.	Pop			
1	Karainagar [10,734]	Karainagar [10,734]	1	Karainagar West [5,224]	2,170	1	Karainagar Centre	J/48	1,503		
2						2	Karainagar North	J/46	667		
3						3	Karainagar West	J/40	1,446		
4						4	Karainagar North West	J/41	379		
5			2	Karainagar East [5,510]	5	Karainagar South West	1,823	5	Karainagar South West	J/45	1,229
6								6	Karainagar North East	J/47	1,823
7			1	Kayts [6,862]	7	Analaitivu	3,687	7	Karainagar East	J/42	1,635
8								8	Karainagar South	J/44	1,620
9								9	Karainagar South East	J/43	432

**MOH - JAFFNA AREA PHII & PHMM RANGES BY D.S & G.S DIVISIONS**

S.N	MOH Office	D.S / AGA Div.	PHI Range		PHM Range		Pop	GN Division		G.N No.	Pop	
1	Jaffna - Municipal Council [82,141]	Jaffna [52,689]	1	Colombothurai [10,906]	1	Colombothurai	5,831	1	Nedunkulam	J/61	2,342	
2								Colombothurai East	J/62	1,959		
3			2	Passaiyoor	5,075	3	Gurunagar West	5,680	3	Colombothurai West	J/63	1,530
4									Passaiyoor East	J/64	1,285	
5			3	Gurunagar	[12,674]	4	Gurunagar East	6,994	5	Passaiyoor West	J/65	1,005
6									Echchamodai	J/66	2,785	
7			4	Bazzar 2	[9,933]	5	Jaffna Town	5,317	7	Gurunagar West	J/71	1,338
8									Reclamation West	J/69	3,562	
9			5	Navanthurai	[13,456]	6	Chundukuli	4,616	9	Small Bazzar	J/72	780
10									Reclamation East	J/68	4,263	
11			6	Bazzar 1	[5,720]	7	Bazzar	3,798	11	Thirunagar	J/67	944
12									Gurunagar East	J/70	1,787	
13			7	Navanthurai South	6,313	8	Fort	1,922	12	Gurunagar East	J/73	1,771
14									Jaffna Town West	J/74	1,551	
15			8	Navanthurai North	7,143	9	Navanthurai South	6,313	13	Jaffna Town West	J/73	1,771
16									Jaffna Town East	J/74	1,551	
17			9	Navanthurai North	7,143	10	Navanthurai North	7,143	15	Athiady	J/78	1,995
18									Maruthady	J/77	1,610	
19			10	New Moor Street	1,427	11	Moor Street South	2,378	16	Chundikuli North	J/76	1,322
20									Chundikuli South	J/75	1,684	
21			11	New Moor Street	1,427	12	Moor Street South	2,378	17	Serampiyady	J/79	1,085
22									Grand Bazzar	J/80	1,165	
23			12	New Moor Street	1,427	13	Fort	1,922	18	Vannarpannai	J/82	1,548
24									Koddadi	J/83	1,782	
25			13	New Moor Street	1,427	14	Moor Street South	2,378	19	Fort	J/81	1,922
26									Navanthurai South	J/84	2,153	
27			14	New Moor Street	1,427	15	Moor Street North	3,092	20	Navanthurai North	J/85	2,624
28									Moor Street North	J/87	3,092	
							21	New Moor Street	J/88	1,427		

**MOH - JAFFNA AREA PHII & PHMM RANGES BY D.S & G.S DIVISIONS**

S.N	MOH Office	D.S / AGA Div.	PHI Range	PHM Range	Pop	GN Division	G.N No.	Pop				
29	Jaffna - Municipal Council [82,141]	Part of Nallur [29,452]	Ariyalai [7,718]	11	4,155	29	Ariyalai North West	J/91	1,810			
30						Ariyalai Gen. West	J/92	1,593				
31				12	3,563	Ariyalai Centre	31	Ariyalai Centre North (Part)	J/94(Part)	752		
32							Ariyalai South West	J/93	1,092			
33				13	4,812	Vannarpannai	13	4,812	33	Ariyalai Centre South (Part)	J/96(Part)	903
34									Ariyalai Centre	J/95	1,568	
35			14	5,460	Vannarpannai	14	5,460	35	Iyanar Kovilady	J/97	1,688	
36								Vannarpannai North West	J/99(Part)	564		
37			15	5,025	Nallur	15	5,025	37	Niraviyaddy	J/101	1,385	
38								Kandarmadam South West	J/104	1,175		
39			16	6,437	Nallur	16	6,437	39	Vannarpannai North	J/98	1,989	
40								Vannarpannai North West	J/102	1,588		
41			8	[11,462]	Nallur	8	[11,462]	41	Vannarpannai North East	J/100	1,883	
42								Kandarmadam North East	J/103	2,618		
43			48	148	Kandarmadam	48	148	43	Kandarmadam South East	J/105	1,085	
44								Nallur South	J/108	1,322		
45			47	3,933	Nallur	47	3,933	45	Nallur North	J/106	1,715	
46								Nallur Rajathani	J/107	641		
47			48	148	Kokuvil South East	48	148	47	Sankiliyan Thoppu	J/109	3,933	
48								Kokuvil South East	J/123 (Part)	148		

**MOH - NALLUR AREA PHII & PHMM RANGES BY D.S & G.S DIVISIONS**

S.N	MOH Office	D.S / AGA Div.	PHI Range	PHM Range		Pop	GS Division		G.S No.	Pop	
				1	2		1	2			
1	Nallur	Part of Nallur [40,458]	Thirunelvely [7,336]	1	Thirunelvely South	3,626	1	Thirunelvely West	J/110	2,832	
2				Thirunelvely North	3,710	2	Thirunelvely Cen. South	J/111	794		
3			Kulappiddy	2,631	3	4	Thirunelvely Cen. North	J/114	J/121	3,710	1,745
4											
5			Kokuvil [14,394]	3,010	4	Pirampady	1,302	6	Kokuvil South East	J/123 (Part)	1,302
6											
7			Kondavil [10,075]	2,259	5	Manchavanapthy	3,639	8	Kokuvil Cen. West	J/128	1,690
8											
9			Kondavil North	2,804	6	Konavalai	3,811	10	Kokuvil Cen. East	J/126	1,513
10											
11			Kondavil South	3,456	7	Arukalmadam	2,259	12	Vannarpannai NW (Part)	J/99(Part)	2,299
12											
13			Kondavil South	2,809	8	Kondavil Centre	2,317	14	Kondavil Noth-East	J/119	2,317
14											
15			Kondavil North	2,804	9	Kondavil South	3,456	15	Kondavil South-West	J/120	1,620
16											
17			Kondavil North	2,804	10	Kondavil North	2,804	17	Kondavil North -West	J/117	985
18											
19			Kondavil North	2,809	11	Ariyalai II	2,809	19	Ariyalai South West	J/89	2,575
20											
21			Nallur [7,287]	2,203	12	Ariyalai I	2,203	21	Ariyalai South East	J/90	1,883
22											
23			Thirunelvely East	2,881	13	Thirunelvely East	2,881	23	Thirunelvely South East	J/112	1,132
24											

**MOH -SANDILIPAY AREA PHII & PHMM RANGES BY D.S & G.S DIVISIONS**

S.N	MOH Office	D.S / AGA Div.	PHI Range	PHM Range		Pop	GS Division		G.S No.	Pop			
1	Sandilipay	Valikamam South West - Sandilipay [55,313]	1	Suthumalai [9,498]	1	Suthumalai	3,561	1	Suthumalai North	J/129	1,749		
2					2	Chavalkaddu		2	Suthumalai South	J/130	1,812		
3			2	Anaikoddai [10,984]	3	Uyarappulam	3	Chavalkaddu	2,991	3	Chavalkaddu	J/131	2,991
4					4	Anaikoddai	4	Uyarapulam	2,946	4	Uyarapulam	J/132	2,946
5			3	Manipay [7,466]	5	Navaly-North	5	Anaikoddai	4,731	5	Anaikoddai	J/133	4,731
6					6	Navaly-East	6	Navali North	2,808	6	Navali North	J/134	2,808
7			4	Sandilipay [7,234]	7	Manipay East	7	Navaly-East	3,445	7	Navali East	J/135	1,605
8							8	Manipay South	8	Navali South	1,840	8	Navali South
9			5	Ilavalai [10,448]	9	Mathagal South	9	Manipay East	3,410	9	Manipay East	J/138	2,011
10							10	Manipay South	10	Manipay North	1,399	10	Manipay North
11			6	Pandatharippu [9,683]	11	Sillalai	11	Manipay South	1,605	11	Manipay South	J/139	1,605
12							12	Manipay West	12	Manipay West	2,451	12	Manipay West
13			17	Pandatharippu	13	Pandatharippu	13	Sandilipay South	3,576	13	Sandilipay Centre	J/142	2,050
14							14	Sandilipay North	14	Sandilipay West	1,526	14	Sandilipay West
15			18	Pandatharippu	15	Pandatharippu	15	Sandilipay-North	3,658	15	Mahiyapiddy	J/144	1,690
16							16	Sandilipay-North	16	Sandilipay North	1,968	16	Sandilipay North
17			19	Pandatharippu	17	Pandatharippu	17	Mathagal South	4,944	17	Mathagal East	J/150	2,691
18							18	Mathagal South	18	Mathagal South	997	18	Mathagal South
19			20	Pandatharippu	19	Pandatharippu	19	Mathagal South	4,944	19	Mathagal West	J/152	1,256
20							20	Vilan	20	Periyavilan	1,774	20	Periyavilan
21			21	Pandatharippu	21	Pandatharippu	21	Ilavalai	3,148	21	Mullanai	J/156	582
22							22	Ilavalai	22	Marisankoodal	1,385	22	Marisankoodal
23			22	Pandatharippu	23	Pandatharippu	23	Ilavalai	1,763	23	Ilavalai	J/155	1,763
24							24	Vadaliyadaippu	24	Vadaliyadaippu	1,701	24	Vadaliyadaippu
25			23	Pandatharippu	25	Pandatharippu	25	Piranpattu	3,783	25	Piranpattu	J/147	2,082
26							26	Sillalai	26	Sillalai North	2,313	26	Sillalai North
27			24	Pandatharippu	27	Pandatharippu	27	Sillalai	3,206	27	Sillalai South	J/149	893
28							28	Pandatharippu	28	Pandatharippu	2,694	28	Pandatharippu

**MOH -CHANKANAI AREA PHII & PHMM RANGES BY D.S & G.S DIVISIONS**

S.N	MOH Office	D.S / AGA Div.	PHI Range	PHM Range		Pop	GS Division		G.S No.	Pop
				1	2		1	2		
1	Chankanai	Valikamam West - Chankanai [49,397]	1 Chankanai [7,745]	1	Chankanai Centre	2,056	1	Chankanai Center	J/181	2,056
2				Chankanai South	3,886	2	Chankanai South	J/180	1,913	
3				Chankanai East	1,803	3	Chankanai East	J/178	1,973	
4			2 Sithankerny [5,408]	4	Chankanai West	1,803	4	Chankanai West	J/179	1,803
5				Pannagam	2,933	5	Pannagam	J/175	1,620	
6				Vaddu West	2,475	6	Sithankerny	J/177	1,313	
7			4 Vaddukoddai [7,932]	5	Vaddu West	2,475	7	Vaddu West	J/167	1,204
8				Vaddu East	3,687	8	Vaddu North	J/158	1,271	
9				Vaddu South	4,245	9	Vaddu East	J/157	1,722	
10			3 Araly [10,769]	6	Vaddu East	3,687	10	Sankarathai	J/159	1,965
11				Vaddu West	4,018	11	Vaddu South West	J/166	1,218	
12				Vaddu South	4,245	12	Vaddu South	J/165	3,027	
13			5 Chulipuram [8,196]	8	Araly West	4,018	13	Araly West	J/160	1,370
14				Araly East	2,248	14	Araly Centre	J/161	2,648	
15				Araly North	1,910	15	Araly East	J/163	2,248	
16			6 Moolai [9,347]	10	Araly North	1,910	16	Araly North	J/164	1,910
17				Araly South	2,593	17	Araly South	J/162	2,593	
18				Chulipuram East	3,039	18	Chulipuram East	J/174	3,039	
19			5 Chulipuram [8,196]	11	Chulipuram West	2,061	19	Chulipuram West	J/172	2,061
20				Chulipuram Centre	1,617	20	Chulipuram Centre	J/173	1,617	
21				Panipulam	1,479	21	Panipulam	J/176	1,479	
22			6 Moolai [9,347]	16	Tholpuram West	3,939	22	Tholpuram East	J/168	1,341
23				Ponnalai	2,014	23	Tholpuram West	J/169	2,598	
24				Moolai	3,394	24	Ponnalai	J/170	2,014	
25									25	Moolai

**MOH - UDUVIL AREA PHII & PHMM RANGES BY D.S & G.S DIVISIONS**

S.N	MOH Office	D.S / AGA Div.	PHI Range	PHM Range		Pop	GS Division		G.S No.	Pop
1	Uduvil	Valikamam South - Uduvil [51,612]	Uduvil [7,799]	1	Uduvil South	3,140	1	Uduvil South West	J/182	1,343
2				Uduvil West	2		Uduvil South East	J/183	1,797	
3				Chunnakam South	3		Uduvil Centre	J/184	1,997	
4			Sanguveli		4	Sanguveli	J/187	2,662		
5			Chunnakam 1 [9,067]	3	Chunnakam South	5	Chunnakam Town South	J/196	2,460	
6						Chunnakam Town Centre	J/198	1,705		
7			Chunnakam 2 [7,695]	4	Chunnakam North	7	Chunnakam Town North	J/195	1,100	
8						Chunnakam Town East	J/197	1,197		
9						Erlalai Centre	J/206	1,143		
10			Chunnakam 1 [9,067]	5	Uduvil East	10	Erlalai West	J/201	1,462	
11						Uduvil Centre North	J/185	2,411		
12						Uduvil North	J/186	2,168		
13			Chunnakam 2 [7,695]	7	Kandarodai	13	Chunnakam Town West	J/199	1,466	
14						Kandarodai	J/200	1,650		
15			Uduvil	4	Inuvil	15	Inuvil South West	J/188	1,599	
16						Inuvil West	J/191	1,239		
17						Inuvil East	J/189	863		
18			Uduvil	4	Inuvil	18	Inuvil North East	J/190	2,136	
19						Thavady South	J/192	2,161		
20						Thavady East	J/193	1,626		
21			Uduvil	4	Thavady	21	Thavady North	J/194	1,723	
22						Erlalai South West	J/202	1,595		
23						Erlalai South	J/203	3,550		
24			Uduvil	5	Erlalai	24	Erlalai East	J/204	1,114	
25						Erlalai North	J/205	1,576		
26			Uduvil	6	Punnalaikadduvan	26	Punnalaikadduvan North	J/208	1,825	
27						Punnalaikadduvan South	J/207	1,107		
28						Evenai	J/209	2,047		
29			Uduvil	6	Kuppilan	29	Kuppilan South	J/210	1,916	
30						Kuppilan North	J/211	974		

**MOH - TELLIPPALAI AREA PHII & PHMM RANGES BY D.S & G.S DIVISIONS**

S.N	MOH Office	D.S / AGA Div.	PHI Range	PHM Range	Pop	GS Division	G.S No.	Pop		
1	Tellippalai	Tellippalai [46,114]	Mallakam [6,714]	1	Mallakam Centre	2,924	1	Mallakam Centre	J/213	1,786
2				2	Mallakam North	3,790	2	Kadduvan West	J/239	1,138
3			Alaveddy [9,584]	3	Alaveddy West	3,918	3	Mallakam North	J/214	1,714
4							4	Mallakam South	J/212	2,076
5			Keerimalai [9,269]	4	Alaveddy East	3,906	5	Alaveddy North	J/215	1,654
6							6	Alaveddy West	J/220	2,264
7			Tellippalai [6,233]	5	Alaveddy South	1,760	7	Alaveddy Centre	J/216	1,130
8							8	Alaveddy East	J/217	1,701
9			Kankesanthurai [4,378]	6	Ilavalai North	3,309	9	Ganeswaram	J/218	1,075
10							10	Alaveddy South	J/219	1,760
11			5	Kankesanthurai	Palai Veemankamam	2,146	11	Ilavalai North	J/221	1,163
12							12	Ilavalai North West	J/222	2,146
13			4	Tellippalai	Maviddapuram	2,232	13	Vithakapuram	J/223	1,115
14							14	Pannalai	J/224	1,089
15			3	Keerimalai	Naguleswaram	3,756	15	Kollankaladdy	J/225	2,568
16							16	Naguleswaram	J/226	1,188
17			2	Mallakam	Mallakam Centre	2,924	17	Tellipalai East	J/227	1,850
18							18	Tellipalai	J/228	981
19			1	Mallakam	Mallakam North	3,790	19	Kadduvan	J/238	403
20							20	Thurkapuram	J/229	1,740
21			4	Tellippalai	Thurkapuram	2,999	21	Thanthai Selvapuram	J/230	1,259
22							22	Maviddapuram	J/231	929
23			3	Keerimalai	Naguleswaram	3,756	23	Maviddapuram South	J/232	890
24							24	Kankesanthurai West	J/233	413
25			2	Mallakam	Mallakam North	3,790	25	Kankesanthurai Centre	J/234	160
26							26	Kankesanthurai South	J/235	349
27			1	Mallakam	Mallakam South	2,076	27	Palai Veemankamam North	J/236	738
28							28	Palai Veemankamam South	J/237	899

**MOH - TELLIPPALAI AREA PHII & PHMM RANGES BY D.S & G.S DIVISIONS**

S.N	MOH Office	D.S / AGA Div.	PHI Range	PHM Range	Pop	GS Division	G.S No.	Pop
29						29 Thenmylai	J/240	233
30				13 Myliddy Town	2,463	30 Varuthalaivilan	J/241	1,108
31						31 Myliddy North	J/246	1,122
32			6 Myliddy [4,778]			32 Myliddythurai South *	J/248	0
33				14 Thayiddy	2,315	33 Thayiddy North	J/249	317
34						34 Thayiddy East	J/247	492
35						35 Thayiddy South	J/250	1,157
36						36 Myliddythurai North	J/251	349
37	Tellippalai	Tellippalai [46,114]				37 Palaly South	J/252	587
38						38 Palaly East	J/253	484
39				15 Palaly East	1,898	39 Palaly North	J/254	827
40						40 Palaly North West *	J/255	0
41			7 Palaly [5,158]			41 Palaly West *	J/256	0
42						42 Kurumpasiddy East	J/243	713
43				16 Vasavilan	3,260	43 Kurumpasiddy	J/242	148
44						44 Vasavilan East	J/244	1,941
45						45 Vasavilan West	J/245	458

\* - High Security Zone

**MOH - KOPAY AREA PHII & PHMM RANGES BY D.S & G.S DIVISIONS**

S.N	MOH Office	D.S / AGA Div.	PHI Range		PHM Range		Pop	GS Division		G.S No.	Pop		
1	Kopay	Valikamam East - Kopay [71,156]	1	Irupalai [7,672]	1	Kaddaipirai	2,740	1	Irupalai South	J/257	2,740		
2					2	Irupalai East	2,383	2	Irupalai East	J/258	2,383		
3			2	Kopay [9,901]	3	Uruppirai [12,393]	3	Kalviyankadu	2,549	3	Kalviyankadu	J/259	2,549
4							4	Kopay South	3,982	4	Kopay South	J/260	3,982
5			3	Uruppirai [12,393]	4	Neervely [9,256]	5	Kopay Centre	3,439	5	Kopay Centre	J/261	3,439
6							6	Kopay North	2,480	6	Kopay North	J/262	2,480
7			4	Neervely [9,256]	5	Siruppity [11,465]	7	Uruppirai West	2,593	7	Uruppirai West	J/263	2,593
8							8	Uruppirai North	2,951	8	Uruppirai North	J/264	2,951
9			7	Atchuvvely 1 [9,567]	6	Puttur [9,056]	9	Uruppirai South	3,878	9	Uruppirai South	J/265	3,878
10							10	Uruppirai East	2,971	10	Uruppirai East	J/266	2,971
11			8	Atchuvvely 2 [7,846]	7	Avarangal	11	Urelu	3,244	11	Urelu	J/267	3,244
12							12	Neervely South	3,458	12	Neervely South	J/268	2,115
13			8	Atchuvvely 2 [7,846]	8	Avarangal	13	Neervely South	3,458	13	Neervely west	J/270	1,343
14							14	Neervely North	2,554	14	Neervely North	J/269	2,554
15			9	Atchuvvely 2 [7,846]	9	Avarangal	15	Siruppity	4,045	15	Siruppity East	J/271	1,832
16							16	Siruppity West	3,881	16	Siruppity West	J/272	2,213
17			10	Atchuvvely 2 [7,846]	10	Avarangal	17	Puttur West	3,881	17	Puttur West	J/273	3,881
18							18	Atchelu	3,539	18	Atchelu	J/279	3,539
19			11	Atchuvvely 2 [7,846]	11	Avarangal	19	Puttur North	2,913	19	Puttur North	J/274	1,477
20							20	Navakkiri	3,789	20	Navakkiri	J/275	1,436
21			12	Atchuvvely 2 [7,846]	12	Avarangal	21	Puttur East	3,789	21	Puttur East	J/278	3,789
22							22	Vatharawattai	2,354	22	Vatharawattai	J/280	1,087
23			13	Atchuvvely 2 [7,846]	13	Avarangal	23	Vatharawattai	2,354	23	Avarangal East	J/276	1,267
24							24	Pathaimaney	2,441	24	Pathaimaney	J/281	2,441
25			14	Atchuvvely 2 [7,846]	14	Avarangal	25	Thambalai	1,868	25	Thambalai- Kathiripai	J/282	1,868
26							26	Idaikkadu	3,102	26	Idaikkadu	J/283	1,212
27			15	Atchuvvely 2 [7,846]	15	Avarangal	27	Idaikkadu	3,102	27	Valalai	J/284	1,890
28							28	Atchuvvely North	2,156	28	Atchuvvely North	J/285	2,156
29			16	Atchuvvely 2 [7,846]	16	Avarangal	29	Atchuvvely South	3,052	29	Atchuvvely South	J/286	3,052
30							30	Atchuvvely West	2,424	30	Atchuvvely West	J/287	2,424
31			31	Avarangal	2,370	31	Avarangal West	J/277	2,370				

**MOH - CHAVAKACHCHERI AREA PHII & PHMM RANGES BY D.S & G.S DIVISIONS**

S.N	MOH Office	D.S / AGA Div.	PHI Range		PHM Range		GS Division		G.S No.	Pop	
1	Chavakachcheri	Thenmaradchy - Chavakachcheri [72,971]	1	Kaithady [6,798]	1	Kaithady North	1	Kaithady North	J/288	603	
2					Kaithady Center	2	Kaithady Center	J/290	923		
3					Kaithady East	3	Kaithady East	3	Kaithady East	J/289	1,775
4						4		Kaithady South East		J/292	
5					Kaithady South	5	Kaithady South	5	Kaithady South	J/291	1,468
6						6		Kaithady West		J/293	
7					Navatkuli	7	Navatkuli	7	Navatkuli West	J/294	3,306
8						8		Navatkuli East		J/295	
9					2	Navatkuli [8,421]	Kovilakandy	9	Kovilakkandy	J/296	667
10								10	kaithady Navatkuli	J/297	1,092
11								11	Maravanpulavu	J/298	1,436
12								12	Thanankilappu	J/299	588
13					7	Uc Chava Town	3,861	13	Chavakachcheri Town	J/300	1,069
14								14	Kovilkudiyiruppu	J/301	2,792
15					8	Shankaththanai	1,671	15	Shankaththanai	J/302	1,671
16								16	Chavakachcheri North	J/303	893
17								17	Manduvil	J/304	1,282
18			10	Kalvayal	3,078	18	Kalvayal	J/305	1,883		
19						19	Nunavil East	J/306	1,195		
20			11	Nunavil	2,683	20	Nunavil Center	J/307	686		
21						21	Nunavil West	J/308	1,997		
22			12	Meesalai East	1,866	22	Meesalai East	J/318	1,866		
23						23	Meesalai West	J/319	1,749		
24			14	Madduvil South	3,549	24	Kaithady Nunavil	J/309	817		
25						25	Thenmadduvil	J/310	948		
26						26	Madduvil Nunavil	J/311	616		
27			4	Madduvil [9,583]	3,737	27	Madduvil Center	J/312	1,168		
28						28	Madduvil North	J/313	1,113		
29			15	Madduvil north	3,737	29	Madduvil East	J/314	993		
30						30	Chandrapuram	J/315	1,631		
31			17	Sarasalai	2,297	31	Sarasalai South	J/316	1,508		
32						32	Sarasalai North	J/317	789		

**MOH - CHAVAKACHCHERI AREA PHII & PHMM RANGES BY D.S & G.S DIVISIONS**

S.N	MOH Office	D.S / AGA Div.	PHI Range	PHM Range	Pop	GS Division	G.S No.	Pop					
33	Chavakachcheri	Thenmaradchy - Chavakachcheri [72,971]	5	Kodikamam [8,476]	18	Allarai	Allarai	33	2,257	J/322	1,556		
34								34	Vellampokkady	J/323	701		
35								19	Kachchai	2,840	J/324	1,767	
36								20	Kodikamam	3,379	J/325	1,073	
37								21	Usan	2,680	J/326	1,533	
38			6	Eluthumadduval [9,433]	21	Eluthumadduval	21	Eluthumadduval South	J/327	1,846	J/327	1,846	
39									39	Kodikamam Center	J/328	1,874	
40									40	Usan	J/329	806	
41									41	Vidaththalpalai	J/331	630	
42									42	Ketpely	J/332	1,595	
43			7	Varany [7,857]	24	Varany Center	24	Varany Center	J/330	647	J/330	647	
44									44	Eluthumadduval	J/333	980	
45									45	Eluthumadduval North	J/334	992	
46									46	Mirusuvil	1,909	J/335	1,173
47									47	Mirusuvil South	J/336	736	
48			8	Manthuvil [5,320]	27	Manthuvil	27	Manthuvil East	J/337	866	J/337	866	
49									49	Navatkadu	J/338	713	
50									50	Karampaikurichchi	J/342	1,397	
51									51	Varani North	2,544	J/339	1,050
52									52	Maseri	J/340	352	
53			8	Manthuvil [5,320]	26	Varani South	26	Varani South	J/341	1,142	J/341	1,142	
54									54	Varani Iyattalai	J/343	1,306	
55									55	Tavalai Iyattalai	J/344	1,031	
56									56	Manthuvil East	J/345	1,219	
57									57	Manthuvil West	J/346	806	
58			28	Meesalai North	28	Meesalai North	28	Meesalai North	J/347	529	J/347	529	
59									59	Ramavil	J/320	1,241	
60									60	Meesalai North	J/321	1,525	

**MOH - KARAVEDDY AREA PHII & PHMM RANGES BY D.S & G.S DIVISIONS**

S.N	MOH Office	D.S / AGA Div.	PHI Range	PHM Range	Pop	GS Division	G.S No.	Pop	
1	Karaveddy	Vadamachchy South West - Karaveddy [46,392]	Karनावai [10,227]	1	Karनावai West	3,823	1 Karनावai South	J/348	1,780
2				2	Karनावai North	3,417	2 Karनावai West	J/349	2,043
3				3	Karनावai Centre	2,987	3 Karनावai North	J/360	1,736
4			Uduppidy [12,586]	4	Uduppidy South	2,413	4 Karनावai N. West	J/361	1,681
5				5	Uduppidy North	3,134	5 Karनावai Centre	J/362	1,209
6			Thunnalai [7,785]	6	Valvetty	2,832	6 Karनावai	J/350	1,778
7				7	Imaianan	1,910	7 Uduppidy	J/352	1,483
8			Alvai [6,614]	8	Imaianan West	2,297	8 Uduppidy South	J/354	930
9				9	Thunnalai South	2,879	9 Uduppidy North	J/353	2,135
10			Nelliady [9,180]	10	Thunnalai Centre	2,379	10 Valvetty	J/355	999
11				11	Karaveddy East	2,527	11 Valvetty Centre	J/356	1,066
12			Karaveddy West	12	Alvai	2,781	12 Samarapaku	J/357	1,766
13				13	Alvai South	3,833	13 Imaiyanan	J/358	1,910
14			Mathony	14	Nelliady	2,461	14 Imaiyanan West	J/359	2,297
15				15	Karaveddy West	3,658	15 Thunnalai South	J/370	1,672
16			Karनावai East	16	Karaveddy	3,061	16 Thunnalai East	J/371	1,207
17				17	Thunnalai West	1,053	17 Thunnalai West	J/374	1,053
18			Alvai	18	Thunnalai Centre	2,379	18 Thunnalai	J/372	709
19				19	Thunnalai Centre	617	19 Thunnalai Centre	J/373	617
20			Alvai	20	Karaveddy East	1,224	20 Karaveddy East	J/368	1,224
21				21	Katpputhu	242	21 Katpputhu	J/382	242
22			Alvai	22	Karaveddy East	1,061	22 Kaddaively	J/369	1,061
23				23	Alvai	1,610	23 Alvai	J/378	1,610
24			Alvai	24	Nelliady North	1,171	24 Nelliady North	J/375	1,171
25				25	Alvai South	1,503	25 Alvai South	J/379	1,503
26			Alvai	26	Alvai South	1,559	26 Alvai East	J/380	1,559
27				27	Aththi	771	27 Aththi	J/381	771
28			Alvai	28	Nelliady	1,057	28 Nelliady	J/376	1,057
29				29	Nelliady East	1,404	29 Nelliady East	J/377	1,404
30			Alvai	30	Karaveddy West	1,729	30 Karaveddy West	J/363	1,729
31				31	Karaveddy Centre	1,208	31 Karaveddy Centre	J/367	1,208
32			Alvai	32	Karaveddy North	721	32 Karaveddy North	J/364	721
33				33	Karaveddy South	736	33 Karaveddy South	J/365	736
34			Alvai	34	Karaveddy	866	34 Mathony	J/366	866
35				35	Karनावai East	1,459	35 Karनावai East	J/351	1,459

**MOH - POINTPEDRO AREA PHII & PHMM RANGES BY D.S & G.S DIVISIONS**

S.N	MOH Office	D.S / AGA Div.	PHI Range	PHM Range		Pop	GS Division		G.S No.	Pop
				1	2		1	2		
1	PointPedro	Vadamachchy North - PointPedro [46,933]	Point Pedro I [11,901]	1	PointPedro South	3,469	1	Point Pedro	J/401	2,232
2				PointPedro East	2		Point Pedro South	J/402	1,237	
3				Point Pedro I [11,901]	3	Puloly North	2,473	3	Point Pedro East	J/403
4			Point Pedro East					J/408	986	
5			Point Pedro I [11,901]	3	Puloly North	2,713	5	Puloly South west	J/411	1,727
6							Thumpalai East	J/404	1,824	
7			Point Pedro I [11,901]	3	Puloly North	2,713	7	Thumpalai East	J/405	1,422
8							Thumpalai East	J/399	1,312	
9			Point Pedro I [11,901]	3	Puloly North	2,713	8	Viyaparimoolai	J/410	1,471
10							Viyaparimoolai	J/406	2,607	
11			Point Pedro I [11,901]	3	Puloly North	2,713	9	Katkovalam	J/409	1,451
12							Katkovalam	J/407	1,543	
13			Point Pedro I [11,901]	3	Puloly North	2,713	11	Puloly Center	J/412	1,382
14							Puloly Center	J/413	1,297	
15			Point Pedro I [11,901]	3	Puloly North	2,713	12	Puloly North	J/415	495
16							Puloly North	J/414	796	
17			Point Pedro I [11,901]	3	Puloly North	2,713	13	Puloly North West	J/416	694
18							Puloly North West	J/417	926	
19			Point Pedro I [11,901]	3	Puloly North	2,713	14	Puloly East	J/400	1,975
20							Puloly East	J/398	1,927	
21			Point Pedro I [11,901]	3	Puloly North	2,713	15	Manthikai	J/396	1,447
22							Manthikai	J/397	2,202	
23			Point Pedro I [11,901]	3	Puloly North	2,713	16	Puloly South	J/388	872
24							Puloly South	J/389	553	
25			Point Pedro I [11,901]	3	Puloly North	2,713	17	Vallipuram	J/390	653
26							Vallipuram	J/391	862	
27			Point Pedro I [11,901]	3	Puloly North	2,713	18	Thunnalai North	J/383	772
28							Thunnalai North	J/384	882	
29			Point Pedro I [11,901]	3	Puloly North	2,713	19	Alvai North	J/386	700
30							Alvai North	J/393	1,956	
31			Point Pedro I [11,901]	3	Puloly North	2,713	20	Alvai North Center	J/392	582
32							Alvai North Center	J/394	1,875	
33			Point Pedro I [11,901]	3	Puloly North	2,713	21	Alvai West	J/395	951
34							Alvai West	J/385	2,335	
35			Point Pedro I [11,901]	3	Puloly North	2,713	22	Alvai North West	J/387	514
36	Alvai North West	J/387					514			
37	Point Pedro I [11,901]	3	Puloly North	2,713	23	VVT North West	J/396	1,447		
38					VVT North West	J/397	2,202			
39	Point Pedro I [11,901]	3	Puloly North	2,713	24	VVT North West	J/388	872		
40					VVT North West	J/389	553			
41	Point Pedro I [11,901]	3	Puloly North	2,713	25	VVT North Center	J/390	653		
42					VVT North Center	J/391	862			
43	Point Pedro I [11,901]	3	Puloly North	2,713	26	VVT South West	J/391	862		
44					VVT South West	J/392	582			
45	Point Pedro I [11,901]	3	Puloly North	2,713	27	Thondamanaru South	J/383	772		
46					Thondamanaru South	J/384	882			
47	Point Pedro I [11,901]	3	Puloly North	2,713	28	Thondamanaru North	J/386	700		
48					Thondamanaru North	J/393	1,956			
49	Point Pedro I [11,901]	3	Puloly North	2,713	29	Kerudavil North	J/392	582		
50					Kerudavil North	J/394	1,875			
51	Point Pedro I [11,901]	3	Puloly North	2,713	30	Polikandy West	J/395	951		
52					Polikandy West	J/385	2,335			
53	Point Pedro I [11,901]	3	Puloly North	2,713	31	VVT South East	J/387	514		
54					VVT South East	J/387	514			
55	Point Pedro I [11,901]	3	Puloly North	2,713	32	Polikandy East	J/392	582		
56					Polikandy East	J/394	1,875			
57	Point Pedro I [11,901]	3	Puloly North	2,713	33	Polikandy South	J/395	951		
58					Polikandy South	J/385	2,335			
59	Point Pedro I [11,901]	3	Puloly North	2,713	34	Kerudavil South	J/385	2,335		
60					Kerudavil South	J/387	514			
61	Point Pedro I [11,901]	3	Puloly North	2,713	35	Kerudavil East	J/387	514		
62					Kerudavil East	J/387	514			

**MOH -MARUTHANKERNY AREA PHII & PHMM RANGES BY D.S & G.S DIVISIONS**

S.N	MOH Office	D.S / AGA Div.	PHI Range		PHM Range		Pop	GS Division		G.S No.	Pop		
1	Maruthenkerny	Vadamachchy East - Maruthenkerny [16,613]	1	Ampan [5,508]	1	Kudathanai	3,422	1	Manatkadu	J/418	1,005		
2								Kudathanai	J/419	1,362			
3								Kudathanai North	J/420	526			
4									4	Potpathy	J/421	529	
5									Ampan	J/422	832		
6									6	Nagarkovil East	J/423	643	
7									Nagarkovil West	J/424	611		
8									8	Nagarkovil South	J/425	345	
9									Chempianpattu	J/426	1,234		
10					2	Chempianpattu [4,976]	3	Chempianpattu	2,278	10	Chempianpattu North	J/427	699
11										Chempianpattu South	J/428	1,558	
12										11	Maruthankerny	J/429	1,140
13										Maruthankerny	J/430	1,884	
14										12	Vaththirayan	J/431	1,349
15										Uduthurai	J/432	915	
16					3	Uduthurai [6,129]	5	Uduthurai	3,233	13	Uduthurai	J/433	1,498
17										Mulliyian	J/434	483	
18							6	Mulliyian	2,896	17	Pokkaruppu	J/435	0
						18	Chundikulam						

**Table No : 3.1 Ambulatory Care (OPD) by Hospital - 2022**

S/N.	Name of DS Division	Hospital	OPD Attendance (Total Visits)	Clinic	Total (OPD + Clinic)	Average No. of OPD Patients per Day	No. of Working Days
1	Delft	DH Delft	14,317	1,706	16,023	40	365
2	Island South (Velanai)	DH Pungudutivu	8,906	2,224	11,130	25	365
		DH Nainativu	9,542	2,670	12,212	27	365
		DH Velanai	26,178	5,787	31,965	72	365
		DH Mandaitivu	9,986	2,710	12,696	34	294
3	Island North (Kayts)	BH Kayts	46,904	13,262	60,166	129	365
		DH Analaitivu	6,546	1,720	8,266	18	365
		PMCU Eluvaitivu	2,167	1,750	3,917	24	93
4	Karainagar	DH Karainagar	26,686	5,906	32,592	74	365
5	Jaffna	DH Gurunagar	54,122	16,971	71,093	149	365
6	Nallur	DH Kondavil	19,658	5,007	24,665	54	365
		PMCU Kokuvil	23,584	4,270	27,854	86	276
7	Valikamam South West (Sandilipay)	PMCU Thirunelvely	16,283	3,435	19,718	77	214
		DH Manipay	53,065	14,541	67,606	146	365
		DH Pandatharippu	27,350	10,702	38,052	75	365
8	Valikamam West (Chankanai)	DH Chankanai	41,525	21,972	63,497	114	365
		DH Vaddukoddai	39,798	16,043	55,841	110	365
		PMCU Tholpuram	18,354	4,311	22,665	70	265
		PMCU Vaddukoddai	10,615	3,488	14,103	39	275
9	Valikamam South (Uduvil)	PMCU Chunnakam	14,558	2,947	17,505	43	342
		PMCU Erlalai	9,673	1,815	11,488	36	273
		PMCU Inuvil	18,961	1,270	20,231	87	219
		PMCU Punnalaikadduvan	16,562	5,574	22,136	67	248
		PMCU Uduvil	10,926	4,403	15,329	43	255

S/N.	Name of DS Division	Hospital	OPD Attendance (Total Visits)	Clinic	Total (OPD + Clinic)	Average No. of OPD Patients per Day	No. of Working Days
10	Valikamam North (Tellippalai)	BH Tellippalai	66,328	118,862	185,190	182	365
		DH Alaveddy	32,693	6,175	38,868	90	365
		DH Ilavalai	26,436	7,835	34,271	73	365
11	Valikamam East (Kopay)	PMCU Kankesanthurai					
		PMCU Kurumpasiddy	6,676	1,183	7,859	31	222
		DH Atchuvvely	52,235	17,912	70,147	144	365
		DH Kopay	48,932	21,003	69,935	135	365
		PMCU Puttur	18,886	7,686	26,572	67	286
		PMCU Urumpirai	11,378	4,617	15,995	57	202
12	Thenmarachchi (Chavakachcheri)	BH Chavakachcheri	69,639	56,012	125,651	191	365
		DH Kodikamam	19,941	4,474	24,415	55	365
		DH Varany	17,473	6,185	23,658	48	365
		PMCU Kaithady	10,742	3,304	14,046	40	271
13	Vadamarachchi South West (Karaveddy)	DH Karaveddy	42,602	6,448	49,050	117	365
14	Vadamarachchi North (Point Pedro)	BH Point Pedro	81,728	85,365	167,093	224	365
		DH Valvettithurai	54,588	17,144	71,732	150	365
15	Vadamarachchi East (Maruthankerny)	PMCU Point Pedro	25,013	1,717	26,730	95	265
		DH Maruthankerny	20,245	5,364	25,609	56	365
		DH Ampan	13,010	1,929	14,939	36	365
	<b>Sub Total</b>	PMCU Mulliyan	5,951	534	6,485	20	309
			<b>1,150,762</b>	<b>528,233</b>	<b>1,678,995</b>	<b>3,153</b>	<b>365</b>
	Jaffna	Teaching Hospital	149,566	607,465	757,031	410	365
	<b>Grand Total</b>		<b>1,300,328</b>	<b>1,135,698</b>	<b>2,436,026</b>	<b>3,563</b>	<b>365</b>

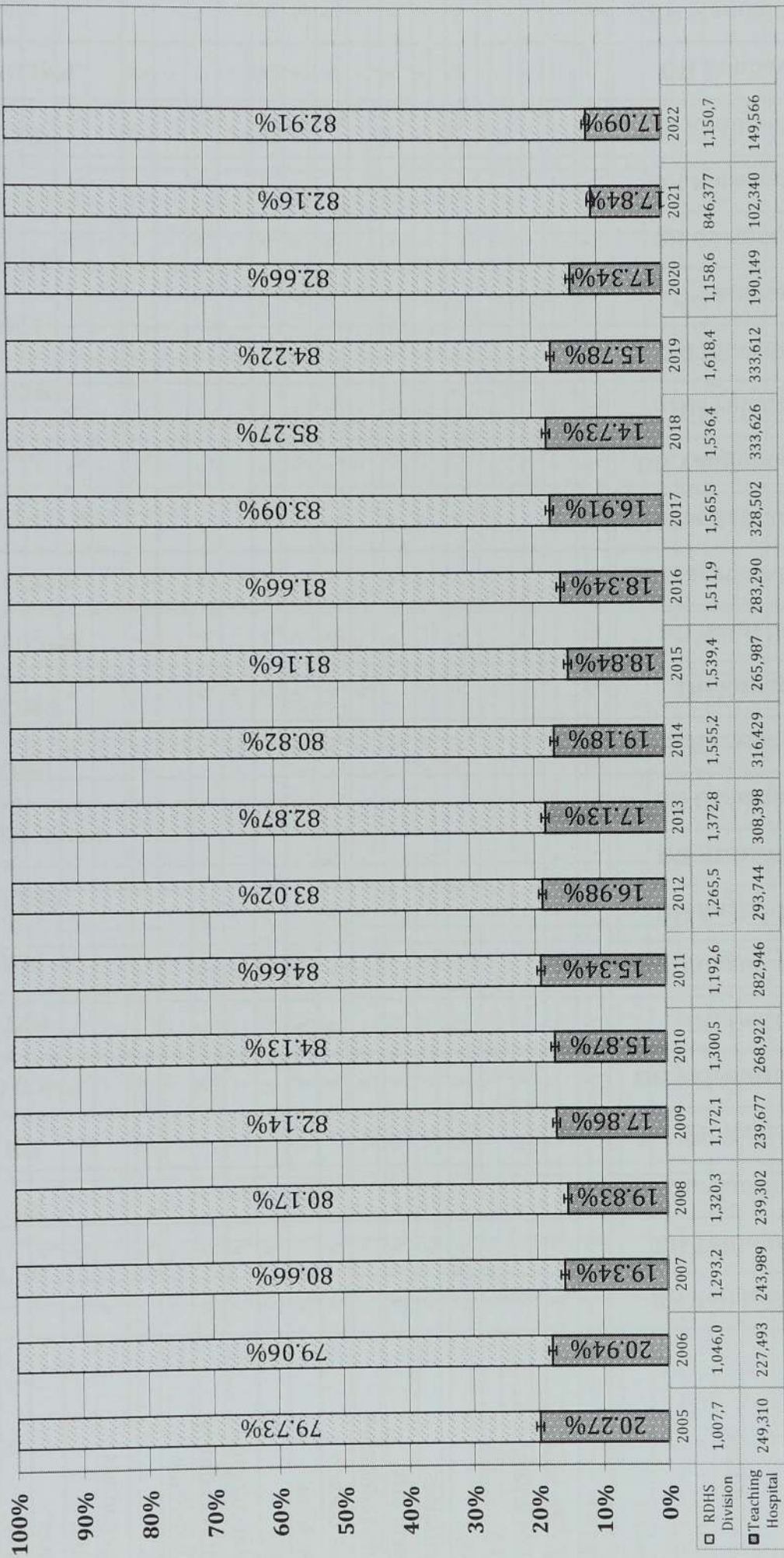
Source : Statistics Unit, RDHS. Office, Jaffna

## Curative Health Institutions - Indigenous Sector - 2022

S/N.	Name of DS Division	Hospital	OPD Attendance	Indoor	Mobile	Clinic	Total
1	Delft	CSD Delft	1,944	-	-	-	1,944
2	Island South (Velanai)	CSD Velanai	4,738	-	-	69	4,807
3	Island North (Kayts)	CSD Kayts	7,351	-	-	-	7,351
4	Karainagar	CSD Karainagar	6,674	-	-	535	7,209
5	Jaffna	DSH Jaffna	16,544	100	4,939	3,112	24,695
6	Nallur	-	-	-	-	-	-
7	Valikamam South West (Sandilipay)	RSH Pandatharippu	19,793	307	4,458	195	24,753
8	Valikamam West (Chankanai)	CSD Araly	10,354	-	63	-	10,417
9	Valikamam South (Uduvil)	-	-	-	-	-	-
10	Valikamam North (Tellippalai)	RSH Tellippalai	11,308	-	-	-	11,308
		CSD Keerimalai	10,352	148	3,968	143	14,611
11	Valikamam East (Kopay)	CSD Navatkiri (DMU Atchuvely - 412)	9,506	-	492	210	10,208
		DSH Atchuvely (from Oct end - Dec 2022)	3,313	30	263	-	3,606
		Paying Unit Atchuvely	67	17	-	-	84
12	Thenmaradchchi (Chavakachcheri)	RSH Kodikamam	16,977	109	3,998	344	21,428
13	Vadamarachchi South West (Karaveddy)	RSH Karaveddy	11,950	74	1,188	97	13,309
14	Vadamarachchi North (Point Pedro)	CSD Pointpedro	6,490	-	2,918	150	9,558
15	Vadamarachchi East (Maruthankerny)	CSD Maruthankerny	3,954	-	201	-	4,155
<b>Total</b>			<b>141,315</b>	<b>785</b>	<b>22,488</b>	<b>4,855</b>	<b>169,443</b>

*Source : Department of Indigenous Medicine, Jaffna*

### OPD Attendance in Govt. Hospitals in Jaffna District, 2005- 2022



■ Teaching Hospital

□ RDHS Division

**Table No: 3.2 Availability of Clinic Facilities by Hospital – 2022**

	Clinic	BH Pointpedro	BH Tellippalai	BH Chavakachcheri	BH Kayts	DH Valvettithurai	DH Delft	DH Pungduivu	DH Analaitivu	DH Atchuvely	DH Chankanaai	DH Karainagar	DH Kopay	DH Nainativu	DH Maruthankerny	DH Pandatharippu	DH Vaddukoddai	DH Velanai	DH Alaveddy	DH Ampan	DH Gurunagar	DH Karaveddy	DH Kodikamam	DH Kondavil	DH Mandaitivu
1	Medical	✓	✓	✓	✓	✓	✓	✓	✓	✓	✓	✓	✓	✓	✓	✓	✓	✓	✓	✓	✓	✓	✓	✓	✓
2	Surgical	✓	✓	-	✓	-	-	-	-	-	-	-	-	-	-	-	-	-	-	-	-	-	-	-	-
3	Cardiology	✓	-	-	✓	-	-	-	-	-	-	-	-	-	-	-	-	-	-	-	-	-	-	-	-
4	E.N.T	✓	-	-	-	-	-	-	-	-	✓	-	-	-	-	-	-	-	-	-	-	-	-	-	-
5	Skin	✓	✓	✓	✓	-	-	-	-	-	✓	-	-	-	-	-	-	-	-	-	-	-	-	-	-
6	Paediatric	✓	✓	✓	✓	✓	-	-	-	✓	✓	-	-	-	-	-	-	-	-	-	-	-	-	-	-
7	Psychiatric	✓	✓	✓	✓	-	-	-	-	-	-	✓	-	-	-	-	-	-	-	-	-	-	-	-	-
8	Child Guidance	-	-	-	-	✓	-	-	-	-	-	-	✓	-	-	-	-	-	-	-	-	-	-	-	-
9	Ante Natal	✓	✓	✓	✓	✓	✓	✓	✓	✓	✓	✓	✓	✓	✓	✓	✓	✓	✓	✓	✓	✓	✓	✓	✓
10	Post Natal	✓	-	✓	-	-	✓	✓	-	-	✓	✓	✓	✓	✓	✓	✓	✓	✓	✓	✓	✓	✓	✓	✓
11	Baby	✓	✓	-	-	-	✓	✓	✓	✓	✓	✓	✓	✓	✓	✓	✓	✓	✓	✓	✓	✓	✓	✓	✓
12	Gynaecological	✓	✓	✓	-	-	-	✓	✓	-	✓	✓	✓	-	-	-	-	-	-	-	-	-	-	-	-
13	Family Planning	✓	✓	✓	-	-	✓	✓	✓	-	✓	✓	✓	-	-	-	-	-	-	-	-	-	-	-	-
14	Malnutrition	-	-	-	-	-	-	-	-	-	-	✓	-	-	-	-	-	-	-	-	-	-	-	-	-
15	Eye	-	✓	-	✓	-	-	-	-	-	-	-	-	-	-	-	-	-	-	-	-	-	-	-	-
16	Tuberculosis	✓	-	✓	-	-	-	-	-	-	-	-	-	-	-	-	-	-	-	-	-	-	-	-	-
17	Dental	✓	✓	✓	✓	✓	✓	✓	✓	✓	✓	✓	✓	✓	✓	✓	✓	✓	✓	✓	✓	✓	✓	✓	✓
18	Cancer	-	✓	-	-	-	-	-	-	-	-	-	-	-	-	-	-	-	-	-	-	-	-	-	-
19	Rabies	-	-	-	-	-	-	-	✓	-	✓	-	-	-	-	-	-	-	-	-	-	-	-	-	-
20	Diabetic	✓	✓	✓	✓	✓	✓	✓	✓	✓	✓	✓	✓	✓	✓	✓	✓	✓	✓	✓	✓	✓	✓	✓	✓
21	NCD	-	✓	✓	✓	-	-	-	-	-	✓	-	-	-	-	-	-	-	-	-	-	-	-	-	-
22	WWC	-	-	-	✓	-	-	-	-	-	✓	-	-	-	-	-	-	-	-	-	-	-	-	-	-
23	Rheumatology	✓	✓	✓	-	-	-	-	-	-	✓	-	-	-	-	-	-	-	-	-	-	-	-	-	-
24	Sub-fertility	-	✓	-	-	-	-	-	-	-	✓	-	-	-	-	-	-	-	-	-	-	-	-	-	-

Table No: 3.2 Availability of Clinic Facilities by Hospital – 2022 -- Conti.....

Clinic	DH Manipay	DH Varany	DH Ilavalai	PMCU Chunnakam	PMCU Ertalai	PMCU Inuvil	PMCU Kaithady	PMCU Kankesanthurai	PMCU Kokuvil	PMCU Mulliyan	PMCU Kurumpacity	PMCU Pointpedro	PMCU Punnalaikadduvan	PMCU Puttur	PMCU Tholpuram	PMCU Uduvil	PMCU Urumpirai	PMCU Vaddukoddai	PMCU Eluvaitivu	PMCU Thirunelvely	Chest Clinic
Medical	✓	✓	✓	✓	✓	✓	✓	✓	✓	✓	✓	✓	✓	✓	✓	✓	✓	✓	✓	✓	✓
Surgical	-	-	-	-	-	-	-	-	-	-	-	-	-	-	-	-	-	-	-	-	-
Cardiology	-	-	-	-	-	-	-	-	-	-	-	-	-	-	-	-	-	-	-	-	-
E.N.T	-	-	-	-	-	-	-	-	-	-	-	-	-	-	-	-	-	-	-	-	-
Skin	-	-	✓	✓	✓	-	-	✓	✓	✓	-	-	-	✓	-	-	-	-	-	✓	-
Paediatric	-	-	-	-	-	-	-	-	-	✓	-	-	-	-	-	-	-	-	-	-	-
Psychiatric	-	-	-	-	-	-	-	-	-	✓	-	-	-	-	-	-	-	-	-	-	-
Child Guidance	-	-	✓	-	-	-	-	-	-	✓	-	-	-	-	-	-	-	-	-	-	-
Ante Natal	✓	✓	✓	✓	✓	✓	✓	-	✓	✓	✓	✓	✓	✓	✓	✓	✓	✓	✓	✓	✓
Post Natal	-	✓	✓	✓	-	✓	✓	-	✓	-	✓	✓	✓	✓	✓	✓	✓	✓	✓	✓	✓
Baby	✓	✓	✓	✓	✓	✓	✓	-	✓	-	✓	✓	✓	✓	✓	✓	✓	✓	✓	✓	✓
Gynaecological	-	-	-	-	-	-	-	-	-	-	-	-	-	-	-	-	-	-	-	-	-
Family Planning	-	✓	✓	✓	-	-	✓	-	-	-	✓	✓	-	✓	✓	-	-	✓	-	-	-
Malnutrition	-	-	✓	-	-	-	-	-	-	-	-	-	-	-	-	-	-	-	-	-	-
Eye	-	-	-	-	-	-	-	-	-	-	-	-	-	-	-	-	-	-	-	-	✓
Tuberculosis	-	-	-	-	-	-	-	-	-	-	-	-	-	-	-	-	-	-	✓	-	-
Dental	-	✓	✓	-	-	-	-	-	-	-	-	-	-	-	-	-	-	-	-	-	-
Cancer	-	-	-	-	-	-	-	-	-	-	-	-	-	-	-	-	-	-	-	-	-
Rabies	-	-	-	-	-	-	-	-	-	-	-	-	-	-	-	-	-	-	-	-	-
Diabetic	✓	✓	✓	✓	✓	✓	✓	-	✓	-	-	✓	✓	✓	✓	✓	✓	✓	✓	✓	✓
NCD	-	-	✓	✓	-	✓	-	-	✓	-	-	✓	✓	✓	✓	✓	✓	✓	✓	✓	✓
WWC	-	-	-	✓	-	✓	-	-	-	-	-	-	-	✓	✓	-	-	-	-	-	-
Rheumatology	-	-	-	-	-	-	-	-	-	-	-	-	-	✓	✓	-	-	-	-	-	-
Sub-fertility	-	-	-	-	-	-	-	-	-	-	-	-	-	-	-	-	-	-	-	-	-

### Availability Clinic Facilities only by Teaching Hospital Jaffna - 2022

1	Medical	√	15	Epileptic	-	29	Leprosy	√	43	Respiratory	√
2	Surgical	√	16	Child Guidance	-	30	Plastic Surgery	√	44	Nephrology	√
3	Orthopaedic	√	17	Ante Natal	√	31	Diabetic	√	45	Onco Surgeries	√
4	Thoracic	-	18	Post Natal	-	32	NCD	-	46	Endocrinology	√
5	Cardiology	√	19	Baby	√	33	WWC	-	47	Uro Surgeries	√
6	Neuro Surgical	√	20	Gynaecological	√	34	Rheumatology	√	48	Heamatology	√
7	Nerve	-	21	Family Planning	√	35	Sub-fertility	√	49	Occupational Therapy	√
8	E.N.T	√	22	Malnutrition	-	36	Oncology	-	50	Paediatric Surgery	√
9	Genito Urinary	√	23	Eye	√	37	Neurology	√	51	Paediatric Neurology	√
10	Rectum	-	24	Tuberculosis	-	38	Sports Medicine	-	52	Paediatric Nephrology	√
11	Varicose venis	-	25	Dental	√	39	Orthodontic	√	53	Vascular Surgery	√
12	Skin	√	26	Cancer	√	40	Gastro Entero (CE)	√	54	Breast Clinic	√
13	Paediatric	√	27	V.D	-	41	Gastro Entero Surgery (CES)	√			
14	Psychiatric	√	28	Rabies	√	42	Oral Maxillo Facial (OMF)	√			

**Table No 3.3 Clinic Visits by Hospitals – 2022**

Clinic	BH Pointpedro				BH Tellipalai				BH Chavakachcheri				BH Kayts			
	T.N.C	F.Visit	S.S.Visit	T.N.P	T.N.C	F.Visit	S.S.Visit	T.N.P	T.N.C	F.Visit	S.S.Visit	T.N.P	T.N.C	F.Visit	S.S.Visit	T.N.P
1 Medical	100	945	26,727	27,672	102	1,402	46,552	47,954	52	672	17,855	18,527	77	861	10,170	11,031
2 Surgical	53	1,689	2,110	3,799	52	1,165	2,773	3,938	-	-	-	-	27	244	208	452
3 Cardiology	9	331	90	421	-	-	-	-	-	-	-	-	9	153	-	153
4 E.N.T	124	567	-	567	-	-	-	-	-	-	-	-	-	-	-	-
5 Skin	208	2,008	5,388	7,396	104	1,145	2,736	3,881	68	268	966	1,234	12	213	370	583
6 Pediatric	47	31	98	129	52	320	640	960	44	85	615	700	9	46	33	79
7 Psychiatric	157	213	4,667	4,880	152	161	7,943	8,104	176	352	5,387	5,739	25	28	807	835
8 Child Guidance	-	-	-	-	-	-	-	-	-	-	-	-	-	-	-	-
9 Ante Natal	57	783	1,834	2,617	52	1,012	4,351	5,363	56	107	916	1,023	13	134	275	409
10 Post Natal	58	214	-	214	-	-	-	-	52	104	197	301	-	-	-	-
11 Baby	95	667	1,202	1,869	52	550	707	1,257	8	-	-	-	-	-	-	-
12 Gynecological	52	544	695	1,239	49	677	1,565	2,242	44	239	154	393	-	-	-	-
13 Family Planning	53	341	389	730	104	289	301	590	52	222	568	790	-	-	-	-
14 Malnutrition	-	-	-	-	-	-	-	-	-	-	-	-	-	-	-	-
15 Eye	-	-	-	-	39	1,262	327	1,589	-	-	-	-	15	221	165	386
16 Tuberculosis	3	-	19	19	-	-	-	-	96	429	1,802	2,231	-	-	-	-
17 Dental	365	6,847	1,341	8,188	312	9,160	-	9,160	308	7146	75	7,221	349	1,993	480	2,473
18 Cancer	-	-	-	-	104	228	8,848	9,076	-	-	-	-	-	-	-	-
19 Rabies	-	-	-	-	-	-	-	-	-	-	-	-	-	-	-	-
20 Diabetic	52	336	23,141	23,477	52	345	22,424	22,769	48	623	15,761	16,384	49	7	1,758	1,765
21 NCD	-	-	-	-	52	83	96	179	58	101	1,361	1,462	37	46	55	101
22 WWC	35	-	-	-	-	-	-	-	24	-	-	-	48	6	24	30
23 Rheumatology	94	11	965	976	52	10	953	963	52	-	852	852	-	-	-	-
24 Sub-fertility	-	-	-	-	52	191	569	760	-	-	-	-	-	-	-	-

T.N.C – Total No of Clinic  
S.S.Visit – Sub Sequence Visit Patient

F.Visit – First Visit Patients  
T.N.P – Total No of Patients

	Clinic	DH Valvettithurai				DH Delft				DH Pungudutivu				DH Analaitivu			
		T.N.C	F.Visit	S.S.Visit	T.N.P	T.N.C	F.Visit	S.S.Visit	T.N.P	T.N.C	F.Visit	S.S.Visit	T.N.P	T.N.C	F.Visit	S.S.Visit	T.N.P
1	Medical	52	406	6,266	6,672	52	48	1,261	1,309	26	47	531	578	32	182	597	779
2	Surgical	-	-	-	-	-	-	-	-	-	-	-	-	-	-	-	-
3	Cardiology	-	-	-	-	-	-	-	-	-	-	-	-	-	-	-	-
4	E.N.T	-	-	-	-	-	-	-	-	-	-	-	-	-	-	-	-
5	Skin	-	-	-	-	-	-	-	-	-	-	-	-	-	-	-	-
6	Paediatric	23	120	484	604	-	-	-	-	-	-	-	-	-	-	-	-
7	Psychiatric	-	-	-	-	-	-	-	-	-	-	-	-	-	-	-	-
8	Child Guidance	23	147	197	344	-	-	-	-	-	-	-	-	-	-	-	-
9	Ante Natal	23	37	244	281	14	21	279	300	31	53	372	425	26	32	215	247
10	Post Natal	-	-	-	-	14	11	-	11	18	19	-	19	-	-	-	-
11	Baby	-	-	-	-	14	83	119	202	24	100	212	312	21	23	73	96
12	Gynaecological	-	-	-	-	-	-	-	-	11	28	-	28	1	2	-	2
13	Family Planning	48	73	326	399	28	8	36	44	64	10	47	57	27	2	66	68
14	Malnutrition	-	-	-	-	-	-	-	-	-	-	-	-	-	-	-	-
15	Eye	-	-	-	-	-	-	-	-	-	-	-	-	-	-	-	-
16	Tuberculosis	-	-	-	-	-	-	-	-	-	-	-	-	-	-	-	-
17	Dental	337	4,331	-	4,331	7	66	-	66	62	159	69	228	72	278	53	331
18	Cancer	-	-	-	-	-	-	-	-	-	-	-	-	-	-	-	-
19	Rabies	-	-	-	-	-	-	-	-	-	-	-	-	3	12	-	12
20	Diabetic	52	181	4,313	4,494	52	3	464	467	27	23	333	356	32	5	413	418
21	NCD	-	-	-	-	-	-	-	-	-	-	-	-	-	-	-	-
22	WWC	-	-	-	-	-	-	-	-	-	-	-	-	-	-	-	-
23	Rheumatology	-	-	-	-	-	-	-	-	-	-	-	-	-	-	-	-
24	Sub-fertility	-	-	-	-	-	-	-	-	-	-	-	-	-	-	-	-

T.N.C – Total No of Clinic  
S.S.Visit – Sub Sequence Visit Patient

F.Visit – First Visit Patients  
T.N.P – Total No of Patients

	Clinic	DH Atchuvley				DH Chankanai				DH Karainagar				DH Kopay			
		T.N.C	F.Visit	S.S.Visit	T.N.P	T.N.C	F.Visit	S.S.Visit	T.N.P	T.N.C	F.Visit	S.S.Visit	T.N.P	T.N.C	F.Visit	S.S.Visit	T.N.P
1	Medical	48	268	5,636	5,904	90	265	6739	7,004	102	20	1,547	1,567	109	1,518	7,193	8,711
2	Surgical	-	-	-	-	-	-	-	-	-	-	-	-	-	-	-	-
3	Cardiology	-	-	-	-	-	-	-	-	-	-	-	-	-	-	-	-
4	E.N.T	-	-	-	-	-	-	-	-	-	-	-	-	-	-	-	-
5	Skin	-	-	-	-	25	124	253	377	-	-	-	-	-	-	-	-
6	Paediatric	47	149	408	557	6	25	45	70	-	-	-	-	-	-	-	-
7	Psychiatric	-	-	-	-	-	-	-	-	12	11	430	441	-	-	-	-
8	Child Guidance	-	-	-	-	-	-	-	-	-	-	-	-	23	65	125	190
9	Ante Natal	47	129	757	886	25	149	525	674	15	23	110	133	23	116	398	514
10	Post Natal	-	-	-	-	6	27	-	27	15	34	2	36	23	19	8	27
11	Baby	47	106	562	668	6	27	80	107	4	22	216	238	23	29	33	62
12	Gynaecological	-	-	-	-	6	28	-	28	3	6	8	14	13	5	-	5
13	Family Planning	-	-	-	-	12	62	252	314	20	177	102	279	39	56	548	604
14	Malnutrition	-	-	-	-	-	-	-	-	-	-	-	-	-	-	-	-
15	Eye	-	-	-	-	-	-	-	-	53	1,721	121	1,842	-	-	-	-
16	Tuberculosis	-	-	-	-	-	-	-	-	-	-	-	-	-	-	-	-
17	Dental	180	2,225	1,450	3,675	0	3,128	2,845	5,973	296	2,115	850	2,965	220	2,105	845	2,950
18	Cancer	-	-	-	-	-	-	-	-	-	-	-	-	-	-	-	-
19	Rabies	-	-	-	-	-	531	914	1445	-	-	-	-	-	-	-	-
20	Diabetic	92	592	4,608	5,200	65	169	6,363	6,532	50	17	1,372	1,389	51	205	7,533	7,738
21	NCD	-	-	-	-	97	301	34	335	-	-	-	-	-	-	-	-
22	WWC	-	-	-	-	50	130	22	152	-	-	-	-	-	-	-	-
23	Rheumatology	-	-	-	-	49	7	422	429	-	-	-	-	-	-	-	-
24	Sub-fertility	-	-	-	-	6	10	-	10	-	-	-	-	-	-	-	-

F.Visit – First Visit Patients  
T.N.P – Total No of Patients

T.N.C – Total No of Clinic  
S.S.Visit – Sub Sequence Visit Patient

	Clinic	DH Nainativu				DH Maruthankerny				DH Pandatharippu				DH Vaddukoddai			
		T.N.C	F.Visit	S.S.Visit	T.N.P	T.N.C	F.Visit	S.S.Visit	T.N.P	T.N.C	F.Visit	S.S.Visit	T.N.P	T.N.C	F.Visit	S.S.Visit	T.N.P
1	Medical	62	29	1,334	1,363	52	89	3,465	3,554	49	125	3,174	3,299	52	130	5,432	5,562
2	Surgical	-	-	-	-	-	-	-	-	-	-	-	-	-	-	-	-
3	Cardiology	-	-	-	-	-	-	-	-	-	-	-	-	-	-	-	-
4	E.N.T	-	-	-	-	-	-	-	-	-	-	-	-	-	-	-	-
5	Skin	-	-	-	-	-	-	-	-	-	-	-	-	-	-	-	-
6	Paediatric	-	-	-	-	-	-	-	-	-	-	-	-	-	-	-	-
7	Psychiatric	-	-	-	-	120	6	290	296	-	-	-	-	-	-	-	-
8	Child Guidance	-	-	-	-	-	-	-	-	-	-	-	-	-	-	-	-
9	Ante Natal	9	9	49	58	12	28	155	183	24	74	405	479	43	156	847	1,003
10	Post Natal	-	11	8	19	16	39	58	97	24	42	18	60	43	159	-	159
11	Baby	-	2	-	2	18	156	230	386	24	52	940	992	43	132	1,164	1,296
12	Gynaecological	-	-	-	-	-	-	-	-	-	-	-	-	-	-	-	-
13	Family Planning	-	7	17	24	50	102	301	403	49	85	462	547	51	38	484	522
14	Malnutrition	-	-	-	-	-	-	-	-	-	-	-	-	-	-	-	-
15	Eye	-	-	-	-	-	-	-	-	-	-	-	-	-	-	-	-
16	Tuberculosis	-	-	-	-	-	-	-	-	-	-	-	-	-	-	-	-
17	Dental	24	201	15	216	195	846	128	974	364	1,815	772	2,587	289	2,028	1,137	3,165
18	Cancer	-	-	-	-	-	-	-	-	-	-	-	-	-	-	-	-
19	Rabies	-	-	-	-	-	-	-	-	-	-	-	-	-	-	-	-
20	Diabetic	62	8	423	431	-	-	-	-	49	63	1793	1,856	52	58	4,942	5,000
21	NCD	-	-	-	-	-	470	-	470	49	2,121	81	2,202	13	1,339	9	1,348
22	WWC	-	-	-	-	-	-	-	-	39	147	6	153	-	-	-	-
23	Rheumatology	-	-	-	-	-	-	-	-	-	-	-	-	-	-	-	-
24	Sub-fertility	-	-	-	-	-	-	-	-	-	-	-	-	-	-	-	-

F.Visit – First Visit Patients  
T.N.P – Total No of Patients

T.N.C – Total No of Clinic  
S.S.Visit – Sub Sequence Visit Patient

	Clinic	DH Velanai			DH Alaveddy			DH Ampan			DH Gurunagar						
		T.N.C	F.Visit	S.S.Visit	T.N.P	T.N.C	F.Visit	S.S.Visit	T.N.P	T.N.C	F.Visit	S.S.Visit	T.N.P				
1	Medical	48	32	3,020	3,052	56	57	2,574	2,631	51	55	1,352	1,407	52	395	4,756	5,151
2	Surgical	-	-	-	-	-	-	-	-	-	-	-	-	-	-	-	-
3	Cardiology	-	-	-	-	-	-	-	-	-	-	-	-	-	-	-	-
4	E.N.T	-	-	-	-	-	-	-	-	-	-	-	-	-	-	-	-
5	Skin	-	-	-	-	-	-	-	-	-	-	-	-	-	-	-	-
6	Paediatric	-	-	-	-	6	41	155	196	-	-	-	-	-	-	-	-
7	Psychiatric	24	10	889	899	-	-	-	-	-	-	-	-	-	-	-	-
8	Child Guidance	-	-	-	-	-	-	-	-	-	-	-	-	-	-	-	-
9	Ante Natal	24	29	298	327	24	72	396	468	14	23	88	111	24	117	853	970
10	Post Natal	-	-	-	-	18	19	-	19	47	28	-	28	24	69	-	69
11	Baby	-	-	-	-	6	-	154	154	23	59	434	493	24	209	780	989
12	Gynaecological	-	-	-	-	-	-	-	-	-	-	-	-	-	-	-	-
13	Family Planning	-	-	-	-	31	29	101	130	54	25	145	170	41	152	890	1,042
14	Malnutrition	-	-	-	-	-	-	-	-	-	-	-	-	-	-	-	-
15	Eye	-	-	-	-	-	-	-	-	-	-	-	-	-	-	-	-
16	Tuberculosis	-	-	-	-	-	-	-	-	-	-	-	-	-	-	-	-
17	Dental	128	931	135	1,066	215	1,627	1,270	2,897	-	-	-	-	365	3,041	568	3,609
18	Cancer	-	-	-	-	-	-	-	-	-	-	-	-	-	-	-	-
19	Rabies	-	-	-	-	-	-	-	-	-	-	-	-	-	-	-	-
20	Diabetic	48	15	446	461	30	52	2,000	2,052	18	20	229	249	50	194	3,547	3,741
21	NCD	-	-	-	-	-	-	-	-	12	4	130	134	41	1,280	262	1,542
22	WWC	-	-	-	-	-	-	-	-	-	-	-	-	-	-	-	-
23	Rheumatology	-	-	-	-	-	-	-	-	-	-	-	-	-	-	-	-
24	Sub-fertility	-	-	-	-	-	-	-	-	-	-	-	-	-	-	-	-

F.Visit – First Visit Patients  
T.N.P – Total No of Patients

T.N.C – Total No of Clinic  
S.S.Visit – Sub Sequence Visit Patient

	Clinic	DH Karaveddy				DH Kodikamam				DH Kondavil				DH Mandaitivu			
		T.N.C	F.Visit	S.S.Visit	T.N.P	T.N.C	F.Visit	S.S.Visit	T.N.P	T.N.C	F.Visit	S.S.Visit	T.N.P	T.N.C	F.Visit	S.S.Visit	T.N.P
1	Medical	51	108	1,098	1,206	53	67	1,639	1,706	51	78	2,110	2,188	18	27	390	417
2	Surgical	-	-	-	-	-	-	-	-	-	-	-	-	-	-	-	-
3	Cardiology	-	-	-	-	-	-	-	-	-	-	-	-	-	-	-	-
4	E.N.T	-	-	-	-	-	-	-	-	-	-	-	-	-	-	-	-
5	Skin	-	-	-	-	-	-	-	-	-	-	-	-	-	-	-	-
6	Paediatric	-	-	-	-	-	-	-	-	-	-	-	-	-	-	-	-
7	Psychiatric	-	-	-	-	-	-	-	-	-	-	-	-	-	-	-	-
8	Child Guidance	-	-	-	-	-	-	-	-	-	-	-	-	-	-	-	-
9	Ante Natal	-	-	-	-	22	62	304	366	22	104	633	737	26	25	188	213
10	Post Natal	-	-	-	-	20	44	-	44	3	7	-	7	6	17	20	37
11	Baby	-	-	-	-	22	300	510	810	23	236	767	1,003	12	57	42	99
12	Gynaecological	-	-	-	-	-	-	-	-	-	-	-	-	-	-	-	-
13	Family Planning	51	48	439	487	12	6	115	121	-	-	-	-	3	10	2	12
14	Malnutrition	-	-	-	-	-	-	-	-	-	-	-	-	-	-	-	-
15	Eye	-	-	-	-	-	-	-	-	-	-	-	-	-	-	-	-
16	Tuberculosis	-	-	-	-	-	-	-	-	-	-	-	-	-	-	-	-
17	Dental	154	1,253	232	1,485	24	645	182	827	91	687	426	1,113	-	1034	491	1,525
18	Cancer	-	-	-	-	-	-	-	-	-	-	-	-	-	-	-	-
19	Rabies	-	-	-	-	-	-	-	-	-	-	-	-	-	-	-	-
20	Diabetic	51	90	1741	1,831	53	32	955	987	50	37	1,861	1,898	30	8	250	258
21	NCD	-	-	-	-	-	-	-	-	-	-	-	-	12	144	-	144
22	WWC	-	-	-	-	-	-	-	-	-	-	-	-	-	-	-	-
23	Rheumatology	-	-	-	-	-	-	-	-	-	-	-	-	-	-	-	-
24	Sub-fertility	-	-	-	-	-	-	-	-	-	-	-	-	-	-	-	-

F.Visit – First Visit Patients  
T.N.P – Total No of Patients

T.N.C – Total No of Clinic  
S.S.Visit – Sub Sequence Visit Patient

	Clinic	DH Manipay				DH Varany				DH Ilavalai				PMCU Chunnakam			
		T.N.C	F.Visit	S.S.Visit	T.N.P	T.N.C	F.Visit	S.S.Visit	T.N.P	T.N.C	F.Visit	S.S.Visit	T.N.P	T.N.C	F.Visit	S.S.Visit	T.N.P
1	Medical	40	250	4,416	4,666	16	103	1,298	1401	48	101	2,721	2,822	67	68	1,531	1,599
2	Surgical	-	-	-	-	-	-	-	-	-	-	-	-	-	-	-	-
3	Cardiology	-	-	-	-	-	-	-	-	-	-	-	-	-	-	-	-
4	E.N.T	-	-	-	-	-	-	-	-	-	-	-	-	-	-	-	-
5	Skin	-	-	-	-	-	-	-	-	12	96	329	425	24	32	325	357
6	Paediatric	-	-	-	-	-	-	-	-	-	-	-	-	-	-	-	-
7	Psychiatric	-	-	-	-	-	-	-	-	36	95	405	500	-	-	-	-
8	Child Guidance	-	-	-	-	-	-	-	-	36	106	619	725	24	72	466	538
9	Ante Natal	18	126	614	740	20	95	473	568	48	95	-	95	24	32	-	32
10	Post Natal	-	-	-	-	14	38	-	38	36	78	424	502	24	100	271	371
11	Baby	6	21	301	322	14	197	386	583	-	-	-	-	-	-	-	-
12	Gynaecological	-	-	-	-	-	-	-	-	48	92	160	252	28	47	3	50
13	Family Planning	-	-	-	-	24	18	191	209	7	3	4	7	-	-	-	-
14	Malnutrition	-	-	-	-	-	-	-	-	-	-	-	-	-	-	-	-
15	Eye	-	-	-	-	-	-	-	-	-	-	-	-	-	-	-	-
16	Tuberculosis	-	-	-	-	-	-	-	-	169	1,634	531	2,165	-	-	-	-
17	Dental	-	-	-	-	215	1,904	458	2,362	-	-	-	-	-	-	-	-
18	Cancer	-	-	-	-	-	-	-	-	-	-	-	-	-	-	-	-
19	Rabies	-	-	-	-	-	-	-	-	48	70	2,485	2,555	67	35	1,100	1,135
20	Diabetic	40	300	6,434	6,734	16	22	1,059	1,081	36	699	-	699	48	458	11	469
21	NCD	-	-	-	-	-	-	-	-	-	-	-	-	7	18	17	35
22	WWC	-	-	-	-	-	-	-	-	-	-	-	-	-	-	-	-
23	Rheumatology	-	-	-	-	-	-	-	-	-	-	-	-	-	-	-	-
24	Sub-fertility	-	-	-	-	-	-	-	-	-	-	-	-	-	-	-	-

F.Visit – First Visit Patients  
T.N.P – Total No of Patients

T.N.C – Total No of Clinic  
S.S.Visit – Sub Sequence Visit Patient

	Clinic	PMCU Erlalai				PMCU Inuvil				PMCU Kaithady				PMCU Kankesanthurai			
		T.N.C	F.Visit	S.S.Visit	T.N.P	T.N.C	F.Visit	S.S.Visit	T.N.P	T.N.C	F.Visit	S.S.Visit	T.N.P	T.N.C	F.Visit	S.S.Visit	T.N.P
1	Medical	12	21	464	485	50	87	1,999	2,086	19	25	1,087	1,112	-	-	-	-
2	Surgical	-	-	-	-	-	-	-	-	-	-	-	-	-	-	-	-
3	Cardiology	-	-	-	-	-	-	-	-	-	-	-	-	-	-	-	-
4	E.N.T	-	-	-	-	-	-	-	-	-	-	-	-	-	-	-	-
5	Skin	-	-	-	-	-	-	-	-	-	-	-	-	-	-	-	-
6	Paediatric	18	8	107	115	-	-	-	-	-	-	-	-	-	-	-	-
7	Psychiatric	-	-	-	-	-	-	-	-	-	-	-	-	-	-	-	-
8	Child Guidance	-	-	-	-	-	-	-	-	-	-	-	-	-	-	-	-
9	Ante Natal	24	39	375	414	24	169	470	639	28	96	585	681	-	-	-	-
10	Post Natal	-	-	-	-	21	54	-	54	31	75	-	75	-	-	-	-
11	Baby	18	15	124	139	24	104	556	660	38	292	451	743	-	-	-	-
12	Gynaecological	-	-	-	-	-	-	-	-	-	-	-	-	-	-	-	-
13	Family Planning	-	-	-	-	-	-	-	-	45	29	138	167	-	-	-	-
14	Malnutrition	-	-	-	-	-	-	-	-	-	-	-	-	-	-	-	-
15	Eye	-	-	-	-	-	-	-	-	-	-	-	-	-	-	-	-
16	Tuberculosis	-	-	-	-	-	-	-	-	-	-	-	-	-	-	-	-
17	Dental	-	-	-	-	-	-	-	-	-	-	-	-	-	-	-	-
18	Cancer	-	-	-	-	-	-	-	-	-	-	-	-	-	-	-	-
19	Rabies	-	-	-	-	-	-	-	-	-	-	-	-	-	-	-	-
20	Diabetic	8	9	416	425	26	45	1,749	1,794	14	13	652	665	-	-	-	-
21	NCD	-	-	-	-	45	566	-	566	-	-	-	-	-	-	-	-
22	WWC	-	-	-	-	1	9	-	9	-	-	-	-	-	-	-	-
23	Rheumatology	-	-	-	-	-	-	-	-	-	-	-	-	-	-	-	-
24	Sub-fertility	-	-	-	-	-	-	-	-	-	-	-	-	-	-	-	-

F.Visit – First Visit Patients  
T.N.P – Total No of Patients

T.N.C – Total No of Clinic  
S.S.Visit – Sub Sequence Visit Patient

	Clinic	PMCU Kokuvil				PMCU Mulliyan				PMCU Kurumpacity				PMCU Pointpedro			
		T.N.C	F.Visit	S.S.Visit	T.N.P	T.N.C	F.Visit	S.S.Visit	T.N.P	T.N.C	F.Visit	S.S.Visit	T.N.P	T.N.C	F.Visit	S.S.Visit	T.N.P
1	Medical	27	56	1,393	1,449	-	-	-	-	24	44	1,300	1,344	9	20	766	786
2	Surgical	-	-	-	-	-	-	-	-	-	-	-	-	-	-	-	-
3	Cardiology	-	-	-	-	-	-	-	-	-	-	-	-	-	-	-	-
4	E.N.T	-	-	-	-	-	-	-	-	-	-	-	-	-	-	-	-
5	Skin	-	-	-	-	-	-	-	-	-	-	-	-	-	-	-	-
6	Paediatric	12	36	83	119	3	1	41	42	-	-	-	-	-	-	-	-
7	Psychiatric	-	-	-	-	9	-	141	141	-	-	-	-	-	-	-	-
8	Child Guidance	-	-	-	-	-	-	-	-	-	-	-	-	-	-	-	-
9	Ante Natal	24	75	296	371	12	31	240	271	9	20	97	117	4	12	14	26
10	Post Natal	24	45	22	67	-	-	-	-	-	-	-	-	4	5	20	25
11	Baby	24	96	376	472	-	-	-	-	9	22	32	54	4	12	20	32
12	Gynaecological	-	-	-	-	-	-	-	-	-	-	-	-	-	-	-	-
13	Family Planning	-	-	-	-	-	-	-	-	3	16	-	16	6	35	-	35
14	Malnutrition	-	-	-	-	-	-	-	-	-	-	-	-	-	-	-	-
15	Eye	-	-	-	-	-	-	-	-	-	-	-	-	-	-	-	-
16	Tuberculosis	-	-	-	-	-	-	-	-	-	-	-	-	-	-	-	-
17	Dental	-	-	-	-	-	-	-	-	-	-	-	-	-	-	-	-
18	Cancer	-	-	-	-	-	-	-	-	-	-	-	-	-	-	-	-
19	Rabies	-	-	-	-	-	-	-	-	-	-	-	-	-	-	-	-
20	Diabetic	28	53	1,215	1,268	-	-	-	-	-	-	-	-	8	14	462	476
21	NCD	37	393	8	401	-	-	-	-	16	33	-	33	10	245	-	245
22	WWC	-	-	-	-	-	-	-	-	-	-	-	-	11	66	-	66
23	Rheumatology	-	-	-	-	-	-	-	-	-	-	-	-	-	-	-	-
24	Sub-fertility	-	-	-	-	-	-	-	-	-	-	-	-	-	-	-	-

F.Visit – First Visit Patients  
T.N.P – Total No of Patients

T.N.C – Total No of Clinic  
S.S.Visit – Sub Sequence Visit Patient

Clinic	PMCU Punnalaikadduvan				PMCU Puttur				PMCU Tholpuram				PMCU Uduvil			
	T.N.C	F.Visit	S.S.Visit	T.N.P	T.N.C	F.Visit	S.S.Visit	T.N.P	T.N.C	F.Visit	S.S.Visit	T.N.P	T.N.C	F.Visit	S.S.Visit	T.N.P
1	48	40	2,540	2,580	39	174	1,398	1,572	28	39	1,292	1,331	12	102	1,625	1,727
2	-	-	-	-	-	-	-	-	-	-	-	-	-	-	-	-
3	-	-	-	-	-	-	-	-	-	-	-	-	-	-	-	-
4	-	-	-	-	-	-	-	-	-	-	-	-	-	-	-	-
5	-	-	-	-	-	-	-	-	-	-	-	-	-	-	-	-
6	-	-	-	-	35	144	490	634	-	-	-	-	-	-	-	-
7	-	-	-	-	-	-	-	-	-	-	-	-	-	-	-	-
8	-	-	-	-	-	-	-	-	-	-	-	-	-	-	-	-
9	24	66	444	510	34	144	880	1,024	34	146	644	790	24	71	394	465
10	6	5	-	5	34	80	-	80	35	216	-	216	-	-	-	-
11	24	128	549	677	34	282	1,455	1,737	35	167	793	960	24	41	450	491
12	-	-	-	-	-	-	-	-	-	-	-	-	-	-	-	-
13	-	-	-	-	3	6	-	6	27	55	452	507	-	-	-	-
14	-	-	-	-	-	-	-	-	-	-	-	-	-	-	-	-
15	-	-	-	-	-	-	-	-	-	-	-	-	-	-	-	-
16	-	-	-	-	-	-	-	-	-	-	-	-	-	-	-	-
17	-	-	-	-	-	-	-	-	-	-	-	-	-	-	-	-
18	-	-	-	-	-	-	-	-	-	-	-	-	-	-	-	-
19	-	-	-	-	-	-	-	-	-	-	-	-	-	-	-	-
20	48	28	1,706	1,734	39	13	284	297	28	19	668	687	12	25	1,718	1,743
21	48	170	15	185	56	553	1	554	36	285	-	285	3	162	-	162
22	-	-	-	-	15	22	-	22	-	-	-	-	-	-	-	-
23	-	-	-	-	12	6	-	6	-	-	-	-	-	-	-	-
24	-	-	-	-	-	-	-	-	-	-	-	-	-	-	-	-

T.N.C – Total No of Clinic  
S.S.Visit – Sub Sequence Visit Patient

F.Visit – First Visit Patients  
T.N.P – Total No of Patients

வொதுசன நூலகம்  
யாழ்ப்பாணம்

Clinic	PMCU Urumpirai			PMCU Vaddukoddai			PMCU Eluvaitivu			PMCU Thirunelvely			Chest Clinic						
	T.N.C	F. Vi	S.S. Vi	T. N.P	T.N.C	F. Vi	S.S. Vi	T. N.P	T.N.C	F. Vi	S.S. Vi	T.N.C	F. Vi	S.S. Vi	T.N.P				
1	29	111	731	842	49	66	470	536	46	0	131	131	45	41	1,863	1,904	-	-	-
2	-	-	-	-	-	-	-	-	-	-	-	-	-	-	-	-	-	-	-
3	-	-	-	-	-	-	-	-	-	-	-	-	-	-	-	-	-	-	-
4	-	-	-	-	-	-	-	-	-	-	-	-	-	-	-	-	-	-	-
5	-	-	-	-	-	-	-	-	-	-	-	-	22	145	501	646	-	-	-
6	-	-	-	-	-	-	-	-	-	-	-	-	-	-	-	-	-	-	-
7	-	-	-	-	-	-	-	-	-	-	-	-	-	-	-	-	-	-	-
8	-	-	-	-	-	-	-	-	-	-	-	-	-	-	-	-	-	-	-
9	43	152	1,109	1,261	34	124	608	732	24	13	74	87	21	124	677	801	-	-	-
10	42	136	101	237	34	74	-	74	-	-	-	-	9	19	-	19	-	-	-
11	43	164	731	895	34	203	765	968	-	-	-	-	-	-	-	-	-	-	-
12	-	-	-	-	-	-	-	-	-	-	-	-	-	-	-	-	-	-	-
13	-	-	-	-	34	24	210	234	-	-	-	-	-	-	-	-	-	-	-
14	-	-	-	-	-	-	-	-	-	-	-	-	-	-	-	-	-	-	-
15	-	-	-	-	-	-	-	-	-	-	-	-	-	-	-	-	-	-	-
16	-	-	-	-	-	-	-	-	14	8	-	8	-	-	-	-	264	12,719	5,106
17	-	-	-	-	-	-	-	-	-	-	-	-	-	-	-	-	-	-	-
18	-	-	-	-	-	-	-	-	-	-	-	-	-	-	-	-	-	-	-
19	-	-	-	-	-	-	-	-	-	-	-	-	-	-	-	-	-	-	-
20	24	55	571	626	49	52	251	303	-	-	-	-	-	-	-	-	-	-	-
21	18	79	88	167	-	-	-	-	-	-	-	-	26	47	70	117	-	-	-
22	-	-	-	-	-	-	-	-	-	-	-	-	-	-	-	-	-	-	-
23	-	-	-	-	-	-	-	-	-	-	-	-	-	-	-	-	-	-	-
24	-	-	-	-	-	-	-	-	-	-	-	-	-	-	-	-	-	-	-

F.Visit – First Visit Patients  
T.N.P – Total No of Patients

T.N.C – Total No of Clinic  
S.S.Visit – Sub Sequence Visit Patient

Teaching Hospital Jaffna											
	Clinic	T.N.C	F.Visit	S.S.Visit	T.N.P		Clinic	T.N.C	F.Visit	S.S.Visit	T.N.P
1	Medical	451	862	134,762	135,624		Rabies	45	653	1,533	2,186
2	Surgical	441	5,307	26,547	31,854		Leprosy	48	31	530	561
3	Orthopaedic	329	8,580	29,000	37,580		Plastic Surgery	97	385	693	1,078
4	Thoracic	-	-	-	-		Diabetic	106	193	3,730	3,923
5	Cardiology	252	3,384	38,509	41,893		NCD	-	-	-	-
6	Neuro Surgical	50	233	4,536	4,769		WWC	-	-	-	-
7	Nerve	-	-	-	-		Rheumatology	311	780	12,326	13,106
8	E.N.T	278	5,848	10,337	16,185		Sub-fertility	200	840	2,413	3,253
9	Genito Urinary	98	1,142	7,401	8,543		Oncology	-	-	-	-
10	Rectum	-	-	-	-		Neurology	189	2,228	20,115	22,343
11	Varicose venis	-	-	-	-		Sports Medicine	-	-	-	-
12	Skin	250	8,011	31,846	39,857		Orthodontic	365	4,630	15,950	20,580
13	Paediatric	378	1,991	13,575	15,566		Gastro Entero (CE)	49	912	2,069	2,981
14	Psychiatric	312	1,616	32,987	34,603		Gastro Entero Surgery (CES)	51	377	1,166	1,543
15	Epileptic	-	-	-	-		Oral Maxillo Facial (OMF)	363	1,112	7,901	9,013
16	Child Guidance	-	-	-	-		Respiratory	343	2,859	8,295	11,154
17	Ante Natal	241	3,256	22,312	25,568		Nephrology	101	1,177	6,865	8,042
18	Post Natal	-	-	-	-		Onco Surgeries	167	466	1,579	2,045
19	Baby	306	407	1,583	1,990		Endocrinology	421	976	9,588	10,564
20	Gynaecological	209	1,635	8,417	10,052		Uro Surgeries	49	575	2,880	3,455
21	Family Planning	-	378	427	805		Heamatology	365	198	10,521	10,719
22	Malnutrition	-	-	-	-		Occupational Therapy	50	550	2,108	2,658
23	Eye	285	18,897	22,836	41,733		Paediatric Surgery	194	641	1,619	2,260
24	Tuberculosis	-	-	-	-		Paediatric Neurology	313	506	775	1,281
25	Dental	365	16,325	8,209	24,534		Paediatric Nephrology	42	210	417	627
26	Cancer	152	633	95	728		Vascular Surgery	114	184	713	897
27	V.D	-	-	-	-		Breast Clinic	-	93	47	140

F.Visit – First Visit Patients  
T.N.P – Total No of Patients

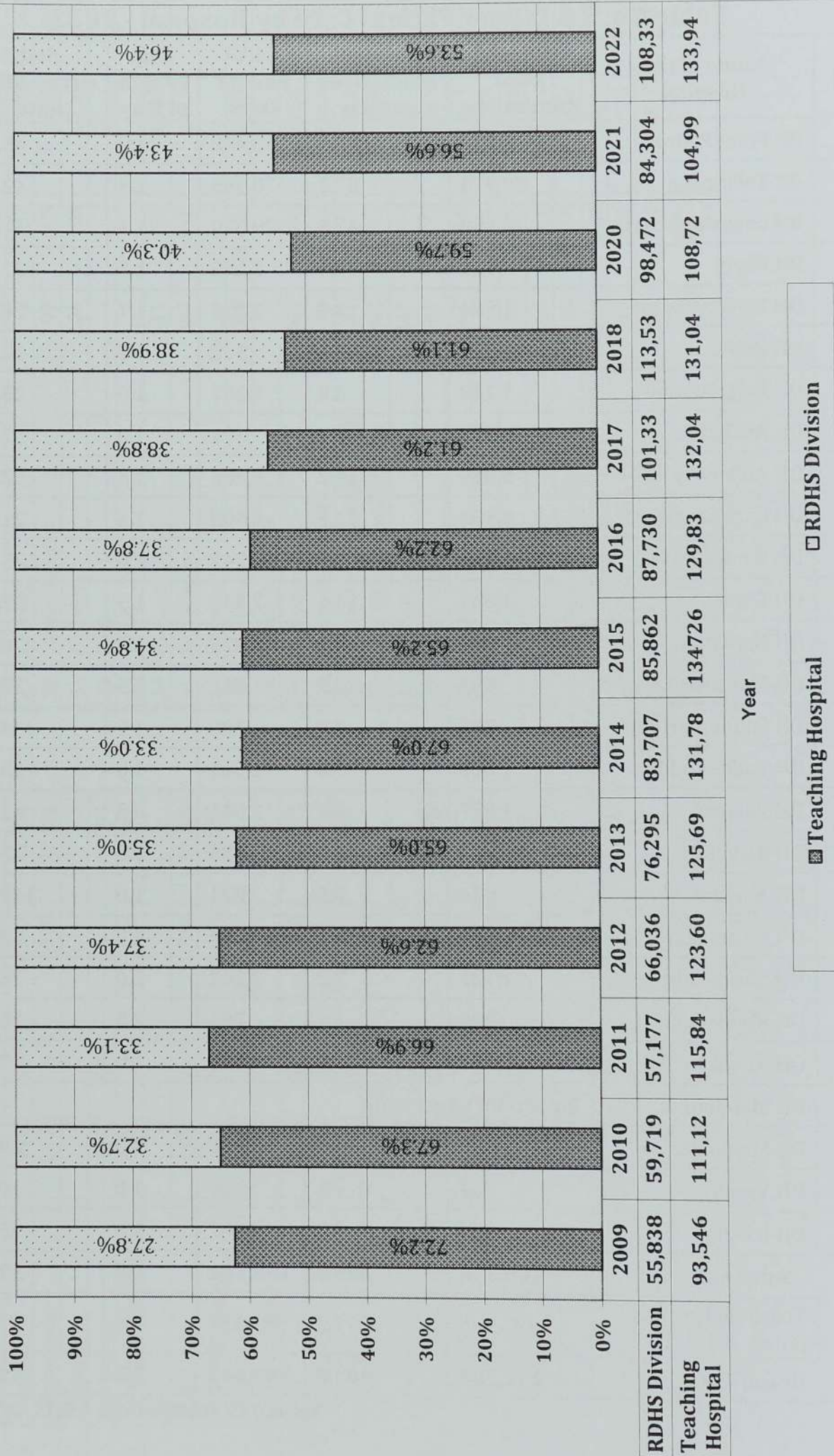
T.N.C – Total No of Clinic  
S.S.Visit – Sub Sequence Visit Patient

**Table No: 3.4 Indoor Patient Care by Hospital - 2022**

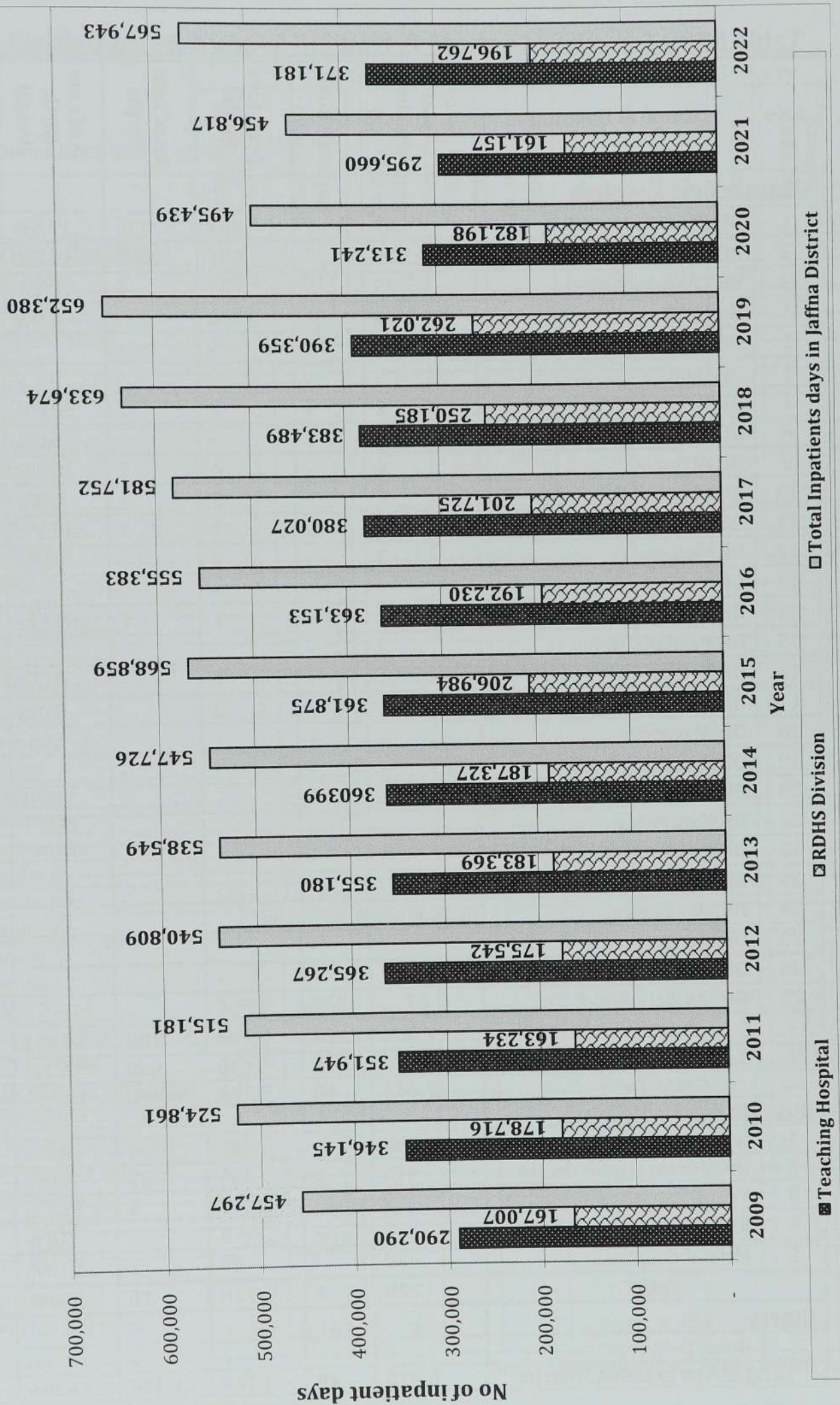
S/N	Name of the Hospital	Total No of Admissions	Average Admissions per day	No. of Patient Days	Avg. Length of Stay	Bed Occupancy Rate	No of Beds
1	BH Point Pedro	26,046	73.4	50,488	1.9	45.7	303
2	BH Tellippalai	30,974	87.3	70,995	2.3	42.5	458
3	BH Chavakachcheri	16,890	47.6	29,079	1.7	47.4	168
4	BH Kayts	4,931	13.9	7,175	1.5	31.7	62
5	DH Valvettithurai	1,084	3.1	1,858	1.7	6.8	75
6	DH Delft	725	2.0	902	1.2	12.4	20
7	DH Pungudutivu	1,248	3.5	1,267	1.0	23.1	15
8	DH Analaitivu	385	1.1	381	1.0	7.0	15
9	DH Atchuvvely	5,049	14.2	6,365	1.3	32.3	54
10	DH Chankanai	4,503	12.7	6,508	1.4	21.2	84
11	DH Karainagar	1,121	3.2	2,242	2.0	25.6	24
12	DH Kopay	4,989	14.1	7,341	1.5	37.2	54
13	DH Nainativu	733	2.1	828	1.1	6.1	37
14	DH Maruthankerny	963	2.7	1,461	1.5	10.0	40
15	DH Pandatharippu	708	2.0	708	1.0	4.4	44
16	DH Vaddukodai	1,068	3.0	1,065	1.0	13.9	21
17	DH Velanai	1,877	5.3	1,544	0.8	11.1	38
18	DH Alaveddy	985	2.8	985	1.0	33.7	8
19	DH Ampan	874	2.5	874	1.0	119.7	2
20	DH Gurunagar	49	0.1	49	1.0	2.7	5
21	DH Karaveddy	1,121	3.2	2,242	2.0	26.7	23
22	DH Kodikamam	390	1.1	781	2.0	10.2	21
23	DH Kondavil	203	0.6	203	1.0	7.0	8
24	DH Mandaitivu	Indoor not functioning					
25	DH Manipay	590	1.7	590	1.0	20.2	8
26	DH Varany	24	0.1	24	1.0	0.8	8
27	DH Ilavalai	806	2.3	807	1.0	15.8	14
	<b>Sub Total</b>	<b>108,336</b>	<b>296.8</b>	<b>196,762</b>	<b>1.8</b>	<b>33.5</b>	<b>1,609</b>
	Teaching Hospital Jaffna	133,948	377.3	371,181	2.8	77.6	1,310
	<b>Grand Total</b>	<b>242,284</b>	<b>663.8</b>	<b>567,943</b>	<b>2.3</b>	<b>53.3</b>	<b>2,919</b>

Source :Statistics Unit, RDHS. Office, Jaffna

### Admissions in Govt. Hospitals in Jaffna District, 2009 - 2022



# Inpatients Days in Govt. Hospitals, Jaffna District, 2009 - 2022



**Table No : 3.5 Birth in Govt and Private Hospitals & Home Deliveries - 2022**

S.No	Name of Hospital	Total Births	Still Birth	Total Live Births	No.of Low Births	% of Low Birth Weight	Average Deliveries per Month
<b><u>Births in Govt. Hospitals</u></b>							
1	BH Point Pedro	887	2	885	175	19.8%	73.9
2	BH Tellipalai	1,038	7	1,031	205	19.9%	86.5
3	BH Chavakachcheri	25	-	25	2	8.0%	2.1
4	BH Kayts	6	-	6	-	0.0%	0.5
5	DH Valvettithurai	-	-	-	-	-	-
6	DH Delft	-	-	-	-	-	-
7	DH Pungudutivu	2	-	2	1	50.0%	0.2
8	DH Analaitivu	1	1	-	-	0.0%	0.0
9	DH Atchuvely	4	-	4	1	25.0%	0.3
10	DH Chankanai	7	-	7	-	0.0%	0.6
11	DH Karainagar	7	-	7	3	42.9%	0.6
12	DH Kopay	3	-	3	-	0.0%	0.3
13	DH Nainativu	-	-	-	-	-	-
14	DH Maruthankerny	1	-	1	1	100.0%	0.1
15	DH Pandatharippu	-	-	-	-	-	-
16	DH Velanai	1	-	1	-	0.0%	0.1
17	DH Vaddukodai	2	-	2	-	0.0%	0.2
18	DH Alaveddy	-	-	-	-	-	-
19	DH Ampan	-	-	-	-	-	-
20	DH Gurunagar	-	-	-	-	-	-
21	DH Karaveddy	-	-	-	-	-	-
22	DH Kodikamam	-	-	-	-	-	-
23	DH Kondavil	-	-	-	-	-	-
24	DH Mandaitivu	Indoor not Functioning					
25	DH Manipay	-	-	-	-	-	-
26	DH Varany	-	-	-	-	-	-
27	DH Ilavalai	-	-	-	-	-	-
<b>Sub Total</b>		<b>1,984</b>	<b>10</b>	<b>1,974</b>	<b>388</b>	<b>19.7%</b>	<b>165.3</b>
1	Teaching Hospital	5,658	38	5,620	938	16.7%	471.5
<b>Grant Total</b>		<b>7,642</b>	<b>48</b>	<b>7,594</b>	<b>1,326</b>	<b>17.5%</b>	<b>636.8</b>
<b><u>Births in Private Hospitals</u></b>							
1	Northern Central Hospital	285	-	285	29	10.2%	<b>23.8</b>
2	Holly Cross Health Centre	410	1	409	37	9.0%	<b>34.2</b>
3	Venus Specialty Hospital	9	-	9	2	22.2%	<b>0.8</b>
4	Rhubins Hospital	5	-	5	-	0.0%	<b>0.4</b>
5	Mcleod Hospital	20	-	20	2	10.0%	<b>1.7</b>
<b>Total</b>		<b>729</b>	<b>1</b>	<b>728</b>	<b>70</b>	<b>9.6%</b>	<b>60.8</b>
<b><u>Others</u></b>							
	Home Deliveries	7	-	7	-	0.0%	0.6
<b>Total Births in Jaffna District</b>		<b>8,378</b>	<b>49</b>	<b>8,329</b>	<b>1,396</b>	<b>16.8%</b>	<b>698.2</b>


Source: Statistics Unit, RDHS. Office, Jaffna

**Table No : 3.6 Type of Delivery & Mode of Delivery - 2022**

S.N	Name of Hospital	Delivery					Mode of Delivery					
		Total No. of Deliveries	No of Single Deliveries	No of Twin Deliveries	No of Triplet Deliveries	No of other Deliveries	Normal Delivery	Caesarian (LSCS)	Forceps	Vacuum Delivery	Virginal Breech	
<b>Deliveries in Govt. Hospitals</b>												
1	BH Point Pedro	883	879	4	-	-	670	187	20	3	3	
2	BH Tellippalai	1,026	1,014	12	-	-	638	367	5	16	-	
3	BH Chavakachcheri	25	25	0	-	-	25	-	-	-	-	
4	BH Kayts	6	6	-	-	-	6	-	-	-	-	
5	DH Valvettithurai	-	-	-	-	-	-	-	-	-	-	
6	DH Delft	-	-	-	-	-	-	-	-	-	-	
7	DH Pungudutivu	2	2	-	-	-	2	-	-	-	-	
8	DH Analaitivu	1	1	-	-	-	1	-	-	-	-	
9	DH Atchuvely	4	4	-	-	-	4	-	-	-	-	
10	DH Chankanai	7	7	-	-	-	7	-	-	-	-	
11	DH Karainagar	7	7	-	-	-	7	-	-	-	-	
12	DH Kopay	3	3	-	-	-	3	-	-	-	-	
13	DH Nainativu	-	-	-	-	-	-	-	-	-	-	
14	DH Maruthankerny	1	1	-	-	-	1	-	-	-	-	
15	DH Pandatharippu	-	-	-	-	-	-	-	-	-	-	
16	DH Vaddukoddai	1	1	-	-	-	1	-	-	-	-	
17	DH Velanai	2	2	-	-	-	2	-	-	-	-	
18	DH Alaveddy	-	-	-	-	-	-	-	-	-	-	
19	DH Ampan	-	-	-	-	-	-	-	-	-	-	
20	DH Gurunagar	-	-	-	-	-	-	-	-	-	-	
21	DH Karaveddy	-	-	-	-	-	-	-	-	-	-	
22	DH Kodikamam	-	-	-	-	-	-	-	-	-	-	
23	DH Kondavil	-	-	-	-	-	-	-	-	-	-	
24	DH Mandaitivu	Indoor not Functioning										
25	DH Manipay	-	-	-	-	-	-	-	-	-	-	
26	DH Varany	-	-	-	-	-	-	-	-	-	-	
27	DH Ilvalalai	-	-	-	-	-	-	-	-	-	-	
<b>Sub Total</b>		<b>1,968</b>	<b>1,952</b>	<b>16</b>	<b>-</b>	<b>-</b>	<b>1,367</b>	<b>554</b>	<b>25</b>	<b>19</b>	<b>3</b>	
1	Teaching Hospital	5,582	5,507	74	1	-	3,260	2,141	43	123	15	
<b>Grant Total</b>		<b>7,550</b>	<b>7,459</b>	<b>90</b>	<b>1</b>	<b>-</b>	<b>4,627</b>	<b>2,695</b>	<b>68</b>	<b>142</b>	<b>18</b>	
<b>Deliveries in Private Hospitals</b>												
1	Northern Central Hospital	283	281	2	-	-	40	240	3	-	-	
2	Holly Cross Health Centre	407	404	3	-	-	102	290	12	3	-	
3	Venus Specialty Hospital	9	9	-	-	-	3	6	-	-	-	
4	Rhubins Hospital	5	5	-	-	-	2	3	-	-	-	
5	Mcleod Hospital	20	20	-	-	-	-	20	-	-	-	
<b>Total</b>		<b>724</b>	<b>719</b>	<b>5</b>	<b>-</b>	<b>-</b>	<b>147</b>	<b>559</b>	<b>15</b>	<b>3</b>	<b>-</b>	
<b>Others</b>												
	Home Deliveries	7	7	-	-	-	7	-	-	-	-	
<b>Total Deliveries in Jaffna District</b>		<b>8,281</b>	<b>8,185</b>	<b>95</b>	<b>1</b>	<b>-</b>	<b>4,781</b>	<b>3,254</b>	<b>83</b>	<b>145</b>	<b>18</b>	


Source : Statistics Unit, RDHS. Office, Jaffna

### Total Births in Govt. Hospitals, 2008 - 2022



RDHS Division
  Teaching Hospital


### Still Births in Govt. Hospital, 2009 - 2022



Year

Teaching Hospital  
 RDHS Division

### Live Births in Govt. Hospital, 2009 - 2022



Year

Teaching Hospital    
  RDHS Division    
  Total Live Births

**Table No : 3.7 Surgery Particulars by Hospital - 2022**

S.N	Institution	Major	Intermediate	Minor	Total
1	BH Point Pedro	624	1,466	3,633	5,723
2	BH Tellippalai	853	304	2,877	4,034
3	BH Chavakachcheri	-	-	1,375	1,375
4	BH Kayts	-	-	2,007	2,007
5	DH Valvettithurai	-	-	425	425
6	DH Delft	-	-	87	87
7	DH Pungudutivu	-	-	96	96
8	DH Analaitivu	-	-	-	-
9	DH Atchuvely	-	-	292	292
10	DH Chankanai	-	-	352	352
11	DH Karainagar	-	-	10	10
12	DH Kopay	-	-	837	837
13	DH Nainativu	-	-	14	14
14	DH Maruthankerny	-	-	133	133
15	DH Pandatharippu	-	-	62	62
16	DH Vaddukoddai	-	-	141	141
17	DH Velanai	-	-	-	-
18	DH Alaveddy	-	-	44	44
19	DH Ampan	-	-	55	55
20	DH Gurunagar	-	-	66	66
21	DH Karaveddy	-	-	56	56
22	DH Kodikamam	-	-	13	13
23	DH Kondavil	-	-	-	-
24	DH Mandaitivu	-	-	-	-
25	DH Manipay	-	-	52	52
26	DH Varany	-	-	70	70
27	DH Ilavalai	-	-	-	-
	Sub Total	1,477	1,770	12,697	15,944
1	TH Jaffna	13,766	4,168	22,151	40,085
	<b>Total</b>	<b>15,243</b>	<b>5,938</b>	<b>34,848</b>	<b>56,029</b>

Source :Statistics Unit, RDHS. Office, Jaffna

**Table No : 3.8 Road Traffic Accidents by Hospital - 2022**

S.No.	Name of Institution	No. of Cases Treated	No. of Deaths
1	BH Point Pedro	546	9
2	BH Tellippalai	374	-
3	BH Chavakachcheri	714	9
4	BH Kayts	68	-
5	DH Valvettithurai	2	-
6	DH Delft	22	-
7	DH Pungudutivu	29	-
8	DH Analaitivu	4	-
9	DH Atchuvely	156	-
10	DH Chankanai	79	-
11	DH Karainagar	59	-
12	DH Kopay	176	-
13	DH Nainativu	23	1
14	DH Maruthankerny	66	-
15	DH Pandatharippu	48	-
16	DH Vaddukoddai	94	-
17	DH Velanai	10	-
18	DH Alaveddy	-	-
19	DH Ampan	78	-
20	DH Gurunagar	-	-
21	DH Karaveddy	31	-
22	DH Kodikamam	53	-
23	DH Kondavil	315	-
24	DH Mandaitivu	-	-
25	DH Manipay	8	-
26	DH Varany	23	-
27	DH Ilavalai	9	-
<b>Sub Total</b>		<b>2,987</b>	<b>19</b>
1	Teaching Hospital, Jaffna	1,861	75
<b>Grant Total</b>		<b>4,848</b>	<b>94</b>

Source : Statistics Unit, RDHS. Office, Jaffna

**Table No: 3.9 Performance of Dental Surgeons by Hospitals - 2022**

Activity	Name of Institutions														
	BH Point Pedro	BH Tellippalai	BH Chavakachcheri	BH Kayts	DH Valvetthurai	DH Delft	DH Punguduvu	DH Analaitivu	DH Atchuvvely	DH Chankanai	DH Karainagar	DH Kopay	DH Nainativu	DH Maruthankerny	DH Pandatharippu
	1	2	3	4	5	6	7	8	9	10	11	12	13	14	15
Extractions	1,798	3,653	3,149	441	716	40	46	86	909	1,964	1,201	725	167	522	423
Oro-facial pain relief	3,169	1,683	2,384	1,103	1,342	86	38	213	1,291	1,961	694	1,544	204	161	496
Dento-alveolar trauma	2	37	7	4	-	1	-	1	-	95	-	-	-	-	-
Soft tissue injuries	29	63	27	3	-	1	-	2	1	-	1	15	1	8	-
Post Op infections / bleeding	2	151	37	-	1	-	2	5	-	4	-	6	1	10	-
TF	690	1,034	386	81	353	17	41	20	116	430	250	265	112	19	66
Amalgam	14	4	1	5	-	-	-	-	-	47	-	-	4	-	-
GIC	855	1,209	961	313	323	11	242	62	333	471	622	179	150	148	192
Composite	155	559	1,132	129	71	3	13	73	42	256	84	19	11	5	27
RCT (Dressing)	5	66	159	4	99	1	-	-	15	15	6	-	-	7	-
RCT (Completions)	2	40	120	1	5	-	-	-	-	-	7	-	-	-	-
Pulp Therapy (Deciduous)	-	62	62	-	15	-	3	-	5	22	-	-	5	-	4
Scaling	67	468	349	144	323	2	64	7	181	330	50	34	20	93	75
Fluoride applications	-	1	-	-	-	-	-	-	-	-	-	-	-	-	-
Fissure Sealants	-	4	-	-	-	-	-	-	-	-	-	-	-	-	-
OPMD	1	159	-	-	-	1	-	-	-	-	-	-	-	-	-
Minor Oral Surgery	40	9	20	3	-	-	3	4	3	-	-	-	-	-	-
He Sessions	884	364	-	608	-	4	136	121	297	-	2	689	-	133	808
Referrals	102	164	68	28	823	6	11	7	84	111	11	34	-	45	2
Others	590	230	1,300	172	248	30	26	3	800	457	178	1,178	-	124	537
Total attendance	7,027	8,814	9,655	3,039	4,319	195	625	604	3,679	5,932	2,824	4,303	625	1,261	2,632
Pregnant Mother	486	1,126	366	168	-	96	82	43	316	503	244	915	43	120	172
Age under 3	3	113	29	2	-	-	1	4	15	70	2	57	3	167	1
Age 13 -19	46	422	123	71	-	5	6	33	162	308	-	148	8	41	6
Inward patient	28	342	111	6	-	-	-	-	-	98	4	9	-	-	-

**Table No: 3.9 Performance of Dental Surgeons by Hospitals - 2022 (Conti...)**  
(Hospital Dental Clinics)

Activity	Name of Institutions														Total	
	DH Vaddukoddai	DH Velanai	DH Alaveddy	DH Ampan	DH Gurunagar	DH Karaveddy	DH Kodikamam	DH Kondavil	DH Mandaitivu	DH Manipay	DH Varany	DH Ilavalai	TH Jaffna	St John's College		I/Hindu College
	16	17	18	19	20	21	22	23	24	25	26	27	28	29	30	
Extractions	717	114	664	-	554	238	66	370	525	2,253	321	716	5,409	138	142	28,067
Oro-facial pain relief	1,153	653	1,030	-	2,089	762	248	1,199	573	825	746	884	5,940	225	481	33,177
Dento-alveolar trauma	-	-	5	-	-	-	-	-	-	-	6	1	1	-	-	160
Soft tissue injuries	-	-	2	-	-	1	-	-	-	-	1	24	3	1	6	189
Post Op infections / bleeding	1	-	2	-	-	-	-	-	-	-	16	42	9	-	-	289
TF	317	49	405	-	-	26	64	56	322	255	153	200	1,254	132	140	7,253
Amalgam	-	-	-	-	-	-	29	-	4	10	21	44	-	-	-	183
GIC	402	39	362	-	267	79	416	107	181	137	370	99	3,367	401	346	12,644
Composite	56	25	61	-	35	26	46	25	103	6	366	33	677	147	230	4,415
RCT (Dressing)	2	-	12	-	-	4	26	9	17	1	17	9	308	3	16	801
RCT (Completions)	-	2	-	-	-	1	4	6	-	-	48	2	117	-	23	378
Pulp Therapy (Deciduous)	-	1	-	-	-	-	10	2	-	1	26	-	53	-	35	306
Scaling	69	53	118	-	17	4	181	56	36	147	214	24	553	157	174	4,010
Fluoride applications	4	-	54	-	-	-	1	-	-	-	-	-	-	-	-	60
Fissure Sealants	-	-	-	-	-	-	-	-	-	-	-	-	-	10	29	43
OPMD	-	-	-	-	-	2	2	16	-	1	3	-	19	-	1	216
Minor Oral Surgery	-	-	-	-	-	14	-	-	-	1	-	2	31	4	4	138
He Sessions	-	-	513	-	-	125	56	3	-	446	231	7	43	-	74	5,544
Referrals	152	2	49	-	-	26	14	52	15	-	40	6	1,280	50	74	3,256
Others	384	-	219	-	505	139	103	1,361	12	-	284	183	7,432	162	218	16,875
Total attendance	2,974	938	3,214	-	3,467	1,447	1,086	2,878	1,630	3,842	2,106	2,079	25,974	1,430	1,798	110,397
Pregnant Mother	328	56	199	-	259	169	81	335	73	193	246	155	996	26	39	7,835
Age under 3	6	7	-	-	-	4	1	20	7	-	27	23	15	-	387	964
Age 13 -19	177	9	-	-	1	16	2	81	34	78	134	19	694	55	773	3,452
Inward patient	-	-	-	-	-	-	-	-	-	-	-	-	263	-	-	861

Statistics Unit, RDHS Office, Jaffna

**Table No: 3.10 Incidence of Notifiable Diseases 2019- 2022  
from Hospitals Admissions (IMMR)**

S/N	Notifiable Diseases	2019		2020		2021		2022	
		No. of Cases	No. of Deaths	No. of Cases	No. of Deaths	No. of Cases	No. of Deaths	No. of Cases	No. of Deaths
1	Cholera	-	-	-	-	-	-	-	-
2	Diarrhoea and Dysentery	3,072	9	1,315	4	786	-	2,671	1
3	Acute Flaccid Paralysis	-	-	1	-	-	-	-	-
4	Diphtheria	2	-	-	-	-	-	-	-
5	Infectious Hepatitis	6	-	-	-	4	-	3	-
6	Tuberculosis	418	10	286	6	229	10	304	11
7	Whooping Cough	-	-	-	-	1	-	-	-
8	Neo- natal Tetanus	-	-	-	-	-	-	-	-
9	Chicken Pox	29	-	23	2	21	1	27	-
10	Measles	1	-	-	-	-	-	-	-
11	Mumps	6	-	9	-	3	-	-	-
12	Enteric Fever / Typhoid	76	-	40	-	37	-	76	-
13	Tetanus	2	-	1	-	1	-	-	-
14	Human Rabies	1	1	2	2	2	2	5	5
15	Leptospirosis	63	5	69	3	65	4	67	4
16	Dengue Fever / Dengue Haemorrhagic Fever	7,050	3	2,402	1	310	-	3,533	10
17	Rubella	-	-	-	-	1	-	-	-
18	Encephalitis	4	-	2	-	5	-	4	1
19	Food Poisoning	134	-	75	-	44	-	71	-
20	Malaria	-	-	-	-	2	-	8	-
21	Meningitis	9	-	13	-	2	-	3	-

Source : IMMR

Note:- Above data is taken from hospitals' IMMR (Indoor Morbidity and Mortality Return). These includes not only Jaffna District people (medical takers) but also other district.

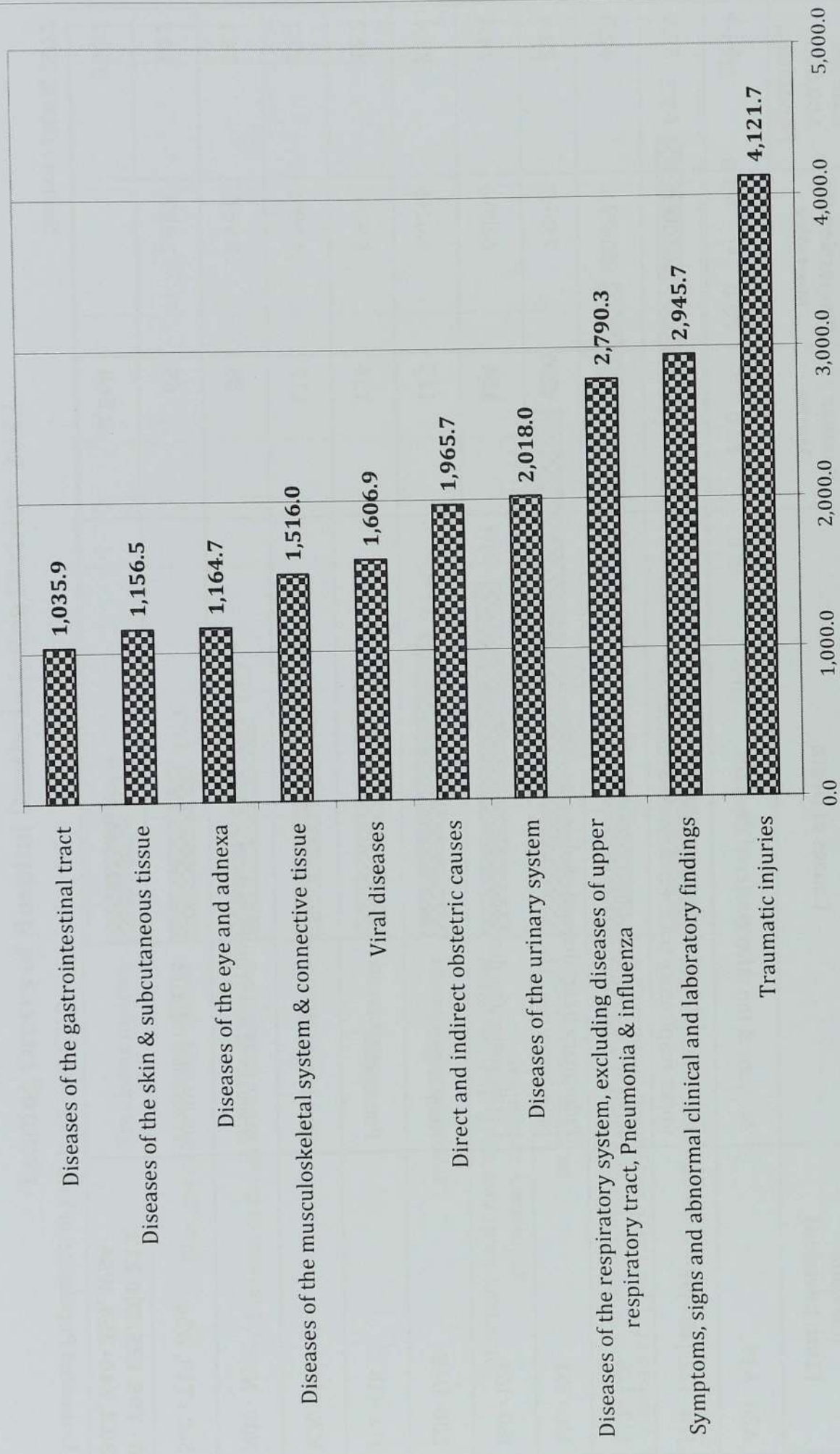
**Table No : 3.1.11 Leading Causes of Hospitalization in Jaffna District : 2022**

Rank order	ICD Code (10th Revision)	Causes of Hospitalization	No of Cases	Proportionate Mortality	Cases per 100,000 Population
1	S00 - T19, W54	Traumatic injuries	26,017	11.2%	4,121.7
2	R00 - R99	Symptoms, signs and abnormal clinical and laboratory findings	18,594	8.0%	2,945.7
3	J20 - J22, J40 - J98	Diseases of the respiratory system, excluding diseases of upper respiratory tract, Pneumonia & influenza	17,613	7.6%	2,790.3
4	N00 - N39	Diseases of the urinary system	12,738	5.5%	2,018.0
5	Z35, O10 - O 46, O48 - O75, O81 - O99	Direct and indirect obstetric causes	12,408	5.3%	1,965.7
6	A80 - B34	Viral diseases	10,143	4.4%	1,606.9
7	M00 - M99	Diseases of the musculoskeletal system & connective tissue	9,569	4.1%	1,516.0
8	C00- D48	Neoplasms	7,352	3.2%	1,164.7
9	L00 - L99	Diseases of the skin & subcutaneous tissue	7,300	3.1%	1,156.5
10	H00 - H59	Diseases of the eye and adnexa	6,539	2.8%	1,035.9
<b>A00 - T98, Z35, Z00-Z13, Z30.2, Z40- Z54, W54</b>		<b>All causes</b>	<b>232,839</b>		<b>36,887.3</b>

Mid Year Estimated Population of Year 2022 :- 631,218

Source : IMMR - 2022

## Leading Causes of Hospitalization in Jaffna District : 2022



▣ Cases per  
100,000 Population

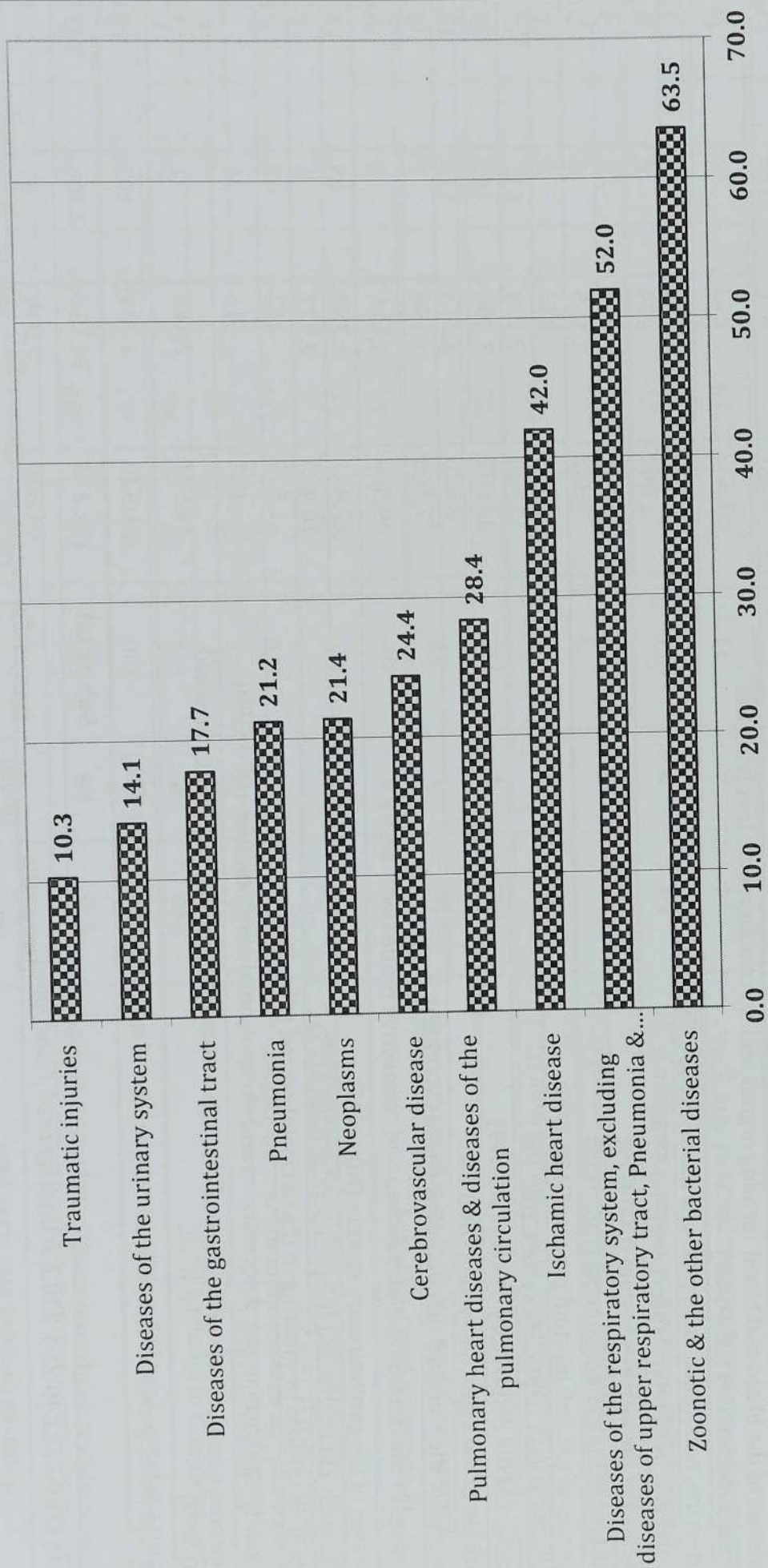
**Table No : 3.12 Leading Causes of Hospital Deaths in Jaffna District : 2022**

Rank Order	ICD Code (10th Revision)	Causes of Death	Number of Deaths	Proportionate Mortality	Rate per 100,000 Population
01	A20 - A49	Zoonotic & the other bacterial diseases	401	17.84%	63.5
02	J20 - J22, J40 - J98	Diseases of the respiratory system, excluding diseases of upper respiratory tract, Pneumonia & influenza	328	14.59%	52.0
03	I20 - I25	Ischamic heart disease	265	11.79%	42.0
04	I26 - I51	Pulmonary heart diseases & diseases of the pulmonary circulation	179	7.96%	28.4
05	I60 - I69	Cerebrovascular disease	154	6.85%	24.4
06	C00 - D48	Neoplasms	135	6.01%	21.4
07	J12 - J18	Pneumonia	134	5.96%	21.2
08	K20 - K92	Diseases of the gastrointestinal tract	112	4.98%	17.7
09	N00 - N39	Diseases of the urinary system	89	3.96%	14.1
10	S00 - T19, W54	Traumatic injuries	65	2.89%	10.3
<b>All causes</b>			<b>2,248</b>		<b>356.1</b>

Source : IMMR, 2022

Mid Year Estimated Population of Year 2022 :- 631,218

## Leading Causes of Hospital Deaths in Jaffna District : 2022



Rate per  
100,000 Population

**Table No : 3.13 Trends in Hospital Morbidity & Mortality by Broad Disease Groups - 2022**

S.No	International Classification of Diseases ( 10th Revision)	No of Cases	Cases per 100,000 Population	No of Deaths	Death per 100,000 Population
1	Certain infectious and parasitic diseases (A00-B99)	16,041	2,541	461	73.0
2	Neoplasms (C00-D48)	5,617	890	135	21.4
3	Diseases of the blood and blood-forming organs and certain disorders involving the immune mechanism (D50-D89)	1,533	243	20	3.2
4	Endocrine, nutritional and metabolic diseases (E00-E90)	4,530	718	32	5.1
5	Mental and behavioural disorders (F00-F99)	1,890	299	0	0.0
6	Diseases of the nervous system (G00-G99)	1,978	313	28	4.4
7	Diseases of the eye and adnexa (H00-H59)	7,352	1,165	0	0.0
8	Diseases of ear and mastoid process (H60-H95)	1,471	233	0	0.0
9	Diseases of the Circulatory system (I00-I99)	13,439	2,129	617	97.7
10	Diseases of the respiratory system (J00-J99)	23,987	3,800	465	73.7
11	Diseases of the digestive system (K00-K93)	8,026	1,272	115	18.2
12	Diseases of the skin and subcutaneous tissue (L00-L99)	7,300	1,156	3	0.5
13	Diseases of the musculoskeletal system and connective tissue (M00-M99)	9,569	1,516	4	0.6
14	Diseases of the genitourinary system (N00-N99)	17,401	2,757	89	14.1
15	Pregnancy, childbirth and the puerperium (O00-O99)	18,435	2,921	1	0.2
16	Certain conditions originating in the perinatal period (P00-P96)	1,529	242	62	9.8
17	Congenital malformations, deformations and chromosomal abnormalities (Q00-Q99)	101	16	6	1.0
18	Symptoms, signs and abnormal clinical and laboratory findings, not elsewhere classified (R00-R99)	18,594	2,946	21	3.3
19	Injury, poisoning and certain other consequences of external causes (S00-T98)	31,520	4,994	107	17.0
	<b>Sub Total</b>	190,313	30,150	2,166	343.1
	Others (Z00-Z13,Z40-Z54, Z30.2 & Undiagnosed / Uncoded)	44,808	7,099	82	13.0
	<b>Total</b>	235,121	37,249	2,248	356.1

Source : IMMR, 2022

Mid Year Estimated Population of Year 2022 :- 631,218

**Table No : 3.14 Indoor Cancer Patients, 2019 - 2022**

S/N	Name of Disease and ICD Code	2019		2020		2021		2022	
		Life Discharge	Death	Life Discharge	Death	Life Discharge	Death	Life Discharge	Death
		1	Malignant neoplasm of lip, oral cavity and pharynx (C00-C14)	575	14	474	08	380	13
2	Malignant neoplasm of oesophagus (C15)	620	22	400	21	331	14	389	12
3	Malignant neoplasm of stomach (C16)	185	8	142	7	96	7	100	4
4	Malignant neoplasm of colon (C18)	91	5	91	5	63	1	98	1
5	Malignant neoplasm of recto sigmoid junction, rectum, anus and anal canal (C19-C21)	127	4	168	3	175	3	124	3
6	Malignant neoplasm of liver and intrahepatic bile duct (C22)	88	10	63	15	73	8	99	3
7	Malignant neoplasm of pancreas (C25)	34	4	60	4	42	3	64	6
8	Other malignant neoplasm of digestive organs (C17, C23, C24, C26)	24	1	59	3	23	1	17	2
9	Malignant neoplasm of larynx (C32)	188	4	121	5	72	0	79	4
10	Malignant neoplasm of trachea, bronchus and lung (C33 - C34)	279	30	411	23	253	21	327	14
11	Malignant neoplasm of other respiratory and intrathoracic organs (30,C31,C37-C39)	19	0	09	0	04	0	13	1
12	Malignant neoplasm of bone and articular cartilage (C40, C41)	88	0	77	1	51	2	85	1
13	Melanoma and other Malignant neoplasm of skin (C43, C44)	11	0	04	0	19	0	22	0
14	Malignant neoplasm of mesothelial and soft tissue (C45, C49)	20	2	15	0	15	2	36	0
15	Malignant neoplasm of breast (C50)	1,245	17	952	13	662	5	1323	14
16	Malignant neoplasm of cervix uteri (C53)	191	0	196	2	226	1	275	5
17	Malignant neoplasm of other and unspecified parts of uterus (C54, C55)	60	2	75	2	64	3	123	1

**Table No : 3.14 Indoor Cancer Patients, 2019 - 2022 conti.....**

		Particulars of discharged cancer patients and cancer Death (Hospital) - Jaffna District							
		2019		2020		2021		2022	
S/N	Name of Disease and ICD Code	Life Discharge	Death	Life Discharge	Death	Life Discharge	Death	Life Discharge	Death
18	Malignant neoplasm of Placenta (C58)	0	0	0	0	06	0	25	0
19	Malignant neoplasm of female genital organs (C51, C52, C56, C57)	272	3	370	4	238	4	335	7
20	Malignant neoplasm of prostate (C61)	207	2	268	6	198	3	213	2
21	Malignant neoplasm of other male genital organs (C60, C62, C63)	26	0	16	1	12	0	12	0
22	Malignant neoplasm of bladder (C67)	54	1	76	2	60	2	81	4
23	Malignant neoplasm of other parts of the urinary tract (C64 - C66, C68)	38	3	28	2	14	1	26	0
24	Malignant neoplasm of eye and adnexa (C69)	06	0	02	0	03	0	14	0
25	Malignant neoplasm of brain (C71)	16	2	21	2	19	1	48	4
26	Malignant neoplasm of other parts of the central nervous system (C70, C72)	5	0	07	0	08	0	7	1
27	Malignant neoplasm of thyroid gland (C73)	31	3	34	3	44	3	38	4
28	Malignant neoplasm of other endocrine, ill-defined, secondary and unspecified sites (C74, - C80, C97)	156	8	70	8	100	17	95	16
29	Hodgkin's disease (81)	35	0	41	0	43	0	75	1
30	Leukemia (C91 - C95)	162	15	236	5	182	7	230	8
31	Malignant neoplasm of other lymphoid haematopoietic and related tissue (C82-C85, C88-C90, C96)	394	7	356	7	166	7	319	6
32	In situ neoplasm (D00-D09)	9	0	05	0	10	1	06	0
33	Benign neoplasm (D10-D36)	234	0	168	0	111	2	148	1
34	Neoplasm of uncertain or unknown behavior (D37-D48)	162	4	44	0	97	3	187	4
<b>Total</b>		<b>5,652</b>	<b>171</b>	<b>5,059</b>	<b>152</b>	<b>3,860</b>	<b>135</b>	<b>5,482</b>	<b>135</b>

Source : IMMR 2022

**Table No : 3.15 Cancer Statistics - Base Hospital Tellippalai**

	2018	2019	2020	2021	2022
Total No of Admission		5,243	4,985	3,860	4,444
Total No of Death		96	59	135	61
Total Number of Cancer New Patients Diagnosed in Year	1,186	1,258	1,361	1,270	1,259
Total Number of Cancer (Old) Patients Diagnosed in Year	4,304	4,827	5,507	2,947	4,315
<b>No of Patients by Type of Cancer</b>					
Breast Cancer	Newly (First Visit)	142	145	145	133
	Old (Subsequent)	879	1159	851	592
Cervical Cancer	Newly (First Visit)	35	47	59	44
	Old (Subsequent)	251	180	174	212
Cancers of Respiratory tract	Newly (First Visit)	34	80	82	60
	Old (Subsequent)	174	386	467	228
Cancers GI tract	Newly (First Visit)	121	189	187	123
	Old (Subsequent)	696	734	489	505
Thyroid	Newly (First Visit)	71	108	87	75
	Old (Subsequent)	66	12	16	26
Oral Cancer	Newly (First Visit)	49	45	49	48
	Old (Subsequent)	512	514	153	171

**Source : Cancer Unit, BH Tellippalai**

**Table No : 3.16 Performance of Indoor Facilities by Hospital : 2022**

Name of AGA's Division	Hospital	No. of Discharges	Deaths		No. of Beds	No. of Bed Days	Bed Occupancy Rate (b)	Births			Still Birth Rate (C)	Maternity Beds
			No.	Rate (a)				Total Birth	Still Birth	Live Birth		
Delft	DH Delft	723	01	1.4	20	902	12.4	0	0	0	0.0	07
	DH Pungudutivu	1,152	01	0.9	15	1,267	23.1	2	0	2	0.0	04
Island South (Velanai)	DH Nainativu	732	01	1.4	37	828	6.1	0	0	0	0.0	07
	DH Velanai	1,875	0	0.0	38	1,544	11.1	1	0	1	0.0	15
Island North (Kayts)	DH Mandaitivu											
	BH Kayts	4,904	11	2.2	62	7,175	31.7	6	0	6	0.0	09
Karainagar	DH Analaitivu	352	01	2.8	15	381	7.0	1	1	0	1,000.0	02
	PMCU Eluwaitivu											
Jaffna	DH Karainagar	1,121	0	0.0	24	2,242	25.6	7	0	7	0.0	03
	DH Gurunagar	49	0	0.0	05	49	2.7	0	0	0	0.0	05
Nallur	DH Kondavil	203	0	0.0	08	203	7.0	0	0	0	0.0	08
	PMCU Kokuvil											
Valikamam South West (Sandilipay)	PMCU Thirunelvely											
	DH Pandatharippu	708	0	0.0	44	708	4.4	0	0	0	0.0	13
Valikamam West (Chankanai)	DH Manipay	590	0	0.0	08	590	20.2	0	0	0	0.0	08
	DH Chankanai	4,501	03	0.7	84	6,508	21.2	7	0	7	0.0	15
Valikamam South (Uduvil)	DH Vaddukodai	1,068	0	0.0	21	1,065	13.9	2	0	2	0.0	05
	PMCU Tholpuram											
Valikamam South (Uduvil)	PMCU Vaddukodai											
	PMCU Chunnakam											
Valikamam South (Uduvil)	PMCU Erlalai											
	PMCU Inuvil											
Valikamam South (Uduvil)	PMCU											
	Punnalaikadduvan											
Valikamam South (Uduvil)	PMCU Uduvil											

Name of AGA's Division	Hospital	No. of Discharges	Deaths		No. of Beds	No. of Bed Days	Bed Occupancy Rate (b)	Births			Still Birth Rate (C)	Maternity Beds
			No.	Rate (a)				Total Birth	Still Birth	Live Birth		
Valikamam North (Tellippalai)	BH Tellippalai	30,074	188	6.3	458	70,995	42.5	1,038	07	1,031	6.7	35
	DH Alaveddy	985	0	0.0	08	985	33.7	0	0	0	0.0	07
	DH Ilavalai	806	0	0.0	14	807	15.8	0	0	0	0.0	14
Valikamam East (Kopay)	PMCU Kankesanthurai											
	PMCU Kurumpasiddy											
	DH Atchuvely	5,046	15	3.0	54	6,365	32.3	4	0	4	0.0	11
Thenmaradchchi (Chavakachcheri)	DH Kopay	4,942	06	1.2	54	7,341	37.2	3	0	3	0.0	06
	PMCU Puttur											
	PMCU Urumpirai											
Vadamarachchi South West (Karaveddy)	BH Chavakachcheri	16,805	42	2.5	168	29,079	47.4	25	0	25	0.0	18
	DH Kodikamam	390	0	0.0	21	781	10.2	0	0	0	0.0	09
	DH Varany	24	0	0.0	8	24	0.8	0	0	0	0.0	04
Vadamarachchi East (Maruthankerny)	PMCU Kaithady											
	DH Karaveddy	1121	0	0.0	23	2242	26.7	0	0	0	0.0	08
	BH Point Pedro	25,727	200	7.8	303	50,488	45.7	887	02	885	2.3	24
Vadamarachchi East (Maruthankerny)	DH Valvettithurai	1,084	0	0.0	75	1,858	06.8	0	0	0	0.0	12
	PMCU Point Pedro											
	DH Maruthankerny	990	0	0.0	40	1,461	10.0	1	0	1	0.0	07
Jaffna	DH Ampan	874	0	0.0	02	874	119.7	0	0	0	0.0	02
	PMCU Mulliyan											
	<b>Sub Total</b>	<b>106,846</b>	<b>469</b>	<b>4.4</b>	<b>1,609</b>	<b>196,762</b>	<b>33.5</b>	<b>1,984</b>	<b>10</b>	<b>1,974</b>	<b>5.0</b>	<b>258</b>
	Teaching Hospital	130,038	1,779	13.7	1,310	368,441	77.1	5,658	38	5,620	6.7	134
	<b>Grand Total</b>	<b>236,884</b>	<b>2,248</b>	<b>9.5</b>	<b>2,919</b>	<b>565,203</b>	<b>53.0</b>	<b>7,642</b>	<b>48</b>	<b>7,594</b>	<b>6.3</b>	<b>392</b>

(a) - No of Death per 1000 Life Discharge

(b) - No of Still Birth per 1000 Births

(c) - Bed Occupancy Rate = (No of Bed Days x 100) / (No of Beds x 365)

Source :Statistics Unit, RDHS. Office, Jaffna

**Table No : 3.17 Availability of Ambulance by Hospital - 2022**

S/N	Institutions	Availability of Ambulance
1	RDHS Office	2
2	BH Point Pedro	3
3	BH Tellippalai	6
4	BH Chavakachcheri	3
5	BH Kayts	2
6	DH Valvettithurai	1
7	DH Delft	1
8	DH Analaitivu	1
9	DH Pungudutivu	1
10	DH Atchuvvely	1
11	DH Chankanai	1
12	DH Karainagar	1
13	DH Kopay	1
14	DH Nainativu	1
15	DH Pandatharippu	1
16	DH Maruthankerny	1
17	DH Vaddukoddai	1
18	DH Velanai	1
19	DH Alaveddy	1
20	DH Ampan	1
21	DH Gurunagar	1
22	DH Karaveddy	1
23	DH Kodikamam	1
24	DH Kondavil	1
25	DH Mandaitivu	1
26	DH Manipay	1
27	DH Varany	1
28	DH Ilavalai	1
29	PMCU Mulliyan	1
<b>Sub Total</b>		<b>40</b>
	TH Jaffna	<b>11</b>
<b>Total</b>		<b>51</b>

*Source : RDHS. Office, Jaffna*

**Table No : 3.18 Transfer of Patients to other Hospitals by Hospital - 2022**

S/N	Name of Hospital	No.of Transfers Out (a)	Average No.of Transfers per Month (a/12)	No.of Total Admission (b)	Percentage of Transfers Out (a/b)
1	BH Point Pedro	1,790	149	26,046	6.9%
2	BH Tellippalai	961	80	30,974	3.1%
3	BH Chavakachcheri	2,702	225	16,890	16.0%
4	BH Kayts	1,124	94	4,931	22.8%
5	DH Valvettithurai	375	31	1,084	34.6%
6	DH Delft	281	23	725	38.8%
7	DH Pungudutivu	409	34	1,248	32.8%
8	DH Analaitivu	144	12	385	37.4%
9	DH Atchuvely	1,190	99	5,049	23.6%
10	DH Chankanai	1,317	110	4,503	29.2%
11	DH Karainagar	21	2	1,121	1.9%
12	DH Kopay	1,699	142	4,989	34.1%
13	DH Nainativu	215	18	733	29.3%
14	DH Maruthankerny	428	36	963	44.4%
15	DH Pandatharippu	22	2	708	3.1%
16	DH Vaddukoddai	20	2	1,068	1.9%
17	DH Velanai	396	33	1,877	21.1%
18	DH Alaveddy	1	-	985	0.1%
19	DH Ampan	69	6	874	7.9%
20	DH Gurunagar	3	-	49	6.1%
21	DH Karaveddy	21	2	1,121	1.9%
22	DH Kodikamam	256	21	390	65.6%
23	DH Kondavil	1	-	203	0.5%
24	DH Manipay	-	-	590	0.0%
25	DH Varany	14	1	24	58.3%
26	DH Ilavalai	102	9	806	12.7%
27	TH Jaffna	202	17	133,948	0.2%
<b>Total</b>		<b>13,763</b>	<b>1,147</b>	<b>242,284</b>	<b>5.7%</b>

Source :Statistics Unit, RDHS. Office, Jaffna

**Table No : 3.19 Indoor Morbidity and Mortality Statistics by Broad Disease Groups 2022**

S /N	Causes of Hospitalization	No of Cases	No. of Death
1	Intestinal infectious diseases (A00 - A09)	2,985	1
2	Tuberculosis(A15-A19)	315	11
3	Other bacterial diseases (A20-A49)	1,357	406
4	Infections with sexual mode of transmission(A50-A64)	6	-
5	Viral diseases(A80-B34)	10,143	40
6	Malaria (B50-B54)	13	-
7	Helminthiasis (B76, B77, B79, B80)	0	-
8	Other infectious and parasitic diseases	1,222	4
9	Neoplasms (C00-D48)	5,617	139
10	Iron deficiency anaemias (D50)	947	1
11	Haemo con and other diseases of blood and .... (D51-D89)	586	20
12	Diabetes mellitus(E10-E14)	3,145	22
13	Malnutrition and vitamin deficiencies (E40-E46, E50-E56)	17	2
14	Other endocrine, nutritional and metabolic disorders (E00-E07, E15-E34, E58-E89)	1,368	9
15	Mental and behavioural disorders (F00-F99)	1,890	-
16	Diseases of the nervous system (G00-G99)	1,978	28
17	Diseases of the eye and adnexa (H00-H59)	7,352	-
18	Diseases of ear and mastoid process (H60-H95)	1,471	-
19	Acute rheumatic fever and rheumatic heart disease (I00-I02, I05-I09)	260	-
20	Hypertensive diseases (I10-I15)	2,351	14
21	Ischaemic heart disease (I20-I25)	6,151	265
22	Other heart diseases (I26-I51)	1,278	179
23	Cerebrovascular disease (I60-I69)	2,373	154
24	Other diseases of the circulatory system (I70-I99)	1,026	5
25	Influenza (J10-J11)	12	-
26	Pneumonia (J12-J18)	1,388	134
27	Other diseases of the upper respiratory tract (J00-J06, J30-J39)	4,974	3
28	Diseases of the respiratory system exclu... (J20-J22, J40-J98)	17,613	328
29	Diseases of teeth and supporting structure (K00-K14)	262	-
30	Diseases of the gastrointestinal tract (K20-K92)	7,764	113

S /N	Causes of Hospitalization	No of Cases	No. of Death
31	Diseases of skin and subcutaneous tissue (L00-L08, L10-L98)	7,300	3
32	Diseases of the musculoskeletal system and connective tissue (M00-M99)	9,569	4
33	Diseases of the urinary system (N00-N39)	12,738	89
34	Diseases of breast (N60-N64)	514	-
35	Diseases of the male genital organs (N40-N50)	863	-
36	Disorders of the female genito-urinary system (N70-N98, N99.2, N99.3)	3,286	-
37	Abortions (O00-O08)	1,281	-
38	False Labour (O47)	67	-
39	Single spontaneous delivery (O80)	4,404	-
40	Other obstetric conditions and those admitted	12,683	1
41	Slow fetal growth, fetal malnutrition and disorders related to short gestation and low birth weight (P05-P07)	222	19
42	Other conditions originating in the perinatal period (P00-P04, P08-P96)	1,307	41
43	Congenital malformations, deformations and chromosomal abnormalities (Q00-Q99)	101	6
44	Symptoms, signs and abnormal clinical and laboratory findings, not elsewhere classified (R00-R99)	18,594	21
45	Traumatic injuries (S00-T19, W54)	26,017	65
46	Burns and corrosion (T20-T32)	399	12
47	Toxic effects of other pesticides (T60.0T60.1-T60.9)	188	7
48	Snake bites (T63.0)	647	1
49	Toxic effects of other substances chiefly non medicinal as to source (T36-T59, T61-T62, T63.1-T63.1-T65)	3,467	11
50	Effects unspecified of external causes (T33-T35, T66-T79)	598	7
51	Complications of surgical and medical care not elsewhere classified (T80-T88)	177	-
52	Sequelae of injuries, poisoning and of other consequences of external causes (T90-T98)	27	1
53	Persons encountering health services for examination, investigation and for specific procedures of health care (Z00-Z13,Z40-Z54)	40,415	-
54	Sterilization (Z30.2) (admissions only for sterilization)	226	-
55	Undiagnosed / Uncoded	4,167	82
	Total	<b>235,121</b>	<b>2,248</b>

Source :Statistics Unit, RDHS. Office, Jaffna

**Table No : 4.1 Maternal Deaths - 2022**

S/N	Place of Death	DS/ AGA Division	Age	Parity	POA	Date of Death	Cause of Death
1	Chavakachcheri	Tenmaradchy - Chavkachcheri	40 Y	G <sub>2</sub> P <sub>1</sub> C <sub>1</sub>	8 months	11.11.2022	Suicide - Psychiatric Illness
2	Jaffna	Jaffna	44 Y	G <sub>2</sub> P <sub>2</sub> C <sub>2</sub>	31 weeks	01.09.2022	Multiple Valvular Heart Disease
3	Karainagar	Karainagar	23 Y	G <sub>2</sub> P <sub>1</sub> C <sub>1</sub>	23 3/7 weeks	26.08.2022	Maternal accident spot death
4	Karaveddy	Vadamaradchy South West - Karaiveddy	19 Y	G <sub>1</sub> P <sub>0</sub> C <sub>0</sub>	8 weeks	15.04.2022	Not Known
5	Kopay	Valikaamam East - Kopay	22 Y	G <sub>2</sub> P <sub>2</sub> C <sub>2</sub>	8 months	08.01.2022	Extensive Burn Injury
6	Pointpedro	Vadamaradchy North - Pointpedro	39 Y	G <sub>2</sub> P <sub>1</sub> C <sub>1</sub>	7 Months	28.04.2022	Type II DM, Septic Shock
7	Tellippalai	Valikaamam North - Tellippalai	32 Y	G <sub>2</sub> P <sub>2</sub> C <sub>1</sub>	24 4/7 Weeks	05.07.2022	Known pt c Advanced malignancy
8	Karaveddy	Vadamaradchy South West - Karaiveddy	28 Y	G <sub>1</sub> P <sub>1</sub> C <sub>0</sub>	15 1/7 Weeks	13.02.2022	Extensive Burn

Source : MO/MCH Unit, RDHS. Office, Jaffna

**Table No : 4.2 Infant Deaths by MOH Area - 2022**

S/N	MOH Area	No of Neonatal Deaths		No. of Post Neonatal [29 - 365 days]	Total No of Infant Deaths
		Early Neonatal [0 - 7 days]	Late Neonatal [8 - 28 days]		
1	Velanai	1	-	2	3
2	Kayts	1	-	3	4
3	Karainagar	1	1	1	3
4	Jaffna	3	1	2	6
5	Nallur	6	1	4	11
6	Sandilipay	3	1	2	6
7	Chankanai	-	2	6	8
8	Uduvil	-	1	2	3
9	Tellipalai	1	2	3	6
10	Kopay	5	2	3	10
11	Chavakachcheri	6	1	2	9
12	Karaveddy	2	-	2	4
13	Point Pedro	2	2	4	8
14	Maruthankerny	-	-	-	-
	<b>Total</b>	<b>31</b>	<b>14</b>	<b>36</b>	<b>81</b>

Source :MO/MCH Unit, RDHS. Office, Jaffna

**Table No: 4.3 Expanded Programme on Immunization - 2022**

S.N	ANTIGEN / DOSE	TOTAL
1	<b>B.C.G</b>	
	Infants	
	1st Dose	824
	2nd Dose	3
2	<b>PENTAVALENT VACCINE (PvV)</b>	
	1st Dose	7,743
	2nd Dose	7,916
	3rd Dose	7,951
3	<b>TRIPLE VACCINE (DPT)</b>	
	4th Dose	7,849
4	<b>ORAL POLIO VACCINE (OPV)</b>	
	(a) Under 1Year	
	1st Dose	7,754
	2nd Dose	7,916
	3rd Dose	7,954
	4th Dose	7,850
	(b) At 5 Year	
	5th Dose	7,589
5	<b>MEASLES MUMPS &amp; RUBELLA VACCINE (MMR)</b>	
	1st dose (on completion of 1st year)	8,192
	2nd dose (on Completion of 3rd year)	8,246
	As Rubella containing vaccine for female at 16-44 yrs)	31
6	<b>LIVE JAPANESE ENCEPHALITIS (JE)</b>	
	1st Birth Cohort (on completion of 9 month)	8,056
	Other Birth Cohorts	81
7	<b>DOUBLE VACCINE (DT)</b>	
	5th Dose (at 5 years)	7,582
8	<b>TETANUS TOXOID (TT)</b>	
	<b>Pregnant Women</b>	
	(a) 1st Dose	4,020
	(b) 2nd Dose	3,847
	(c) 3rd Dose	2,362
	(d) 4th Dose	998
	(e) 5th Dose	171
	(f) Booster dose	19
	(g) Not indicated	6
	Total Nos. of mothers protected = (b+c+d+e+f+g)	7,403
9	<b>Other (Trauma)</b>	
	1st dose	
10	<b>aTd Vaccine (on completion of 12 years)</b>	2,415

Source : RE Unit, RDHS Office, Jaffna

**Table No : 4.4 Particulars Maternal & Child Clinic Locations by MOH Area - 2022**

S/N	MOH Area	Name of PHM Area	MOH Clinic Locations at Present	Ownership	Availability of Clinic					
					ANC	WBC	FPC	WWC	NCD	
1	Velanai	1	Delft I	Dept. of Health	√	√	√	√	√	
		2	Delft II		√	√	-	√	√	
		3	Saravanai	PHC.Ambaikainagar	Dept. of Health	√	√	√	√	√
		4	Mandaitivu	DH Mandaitivu	Dept. of Health	√	√	-	√	√
		5	Allaipiddy	PHC.Allaipiddy	Dept. of Health	√	√	√	√	√
		6	Velanai West	DH Velanai	Dept. of Health	√	√	√	√	√
		7	Velanai East			√	√	√	√	√
		8	Pungudutivu I	DH Pungudutivu	Dept. of Health	√	√	√	√	√
		9	Pungudutivu II			√	√	√	√	√
		10	Nainativu	DH Nainativu	Dept. of Health	√	√	√	√	√
		All PHM Areas	MOH Office Central Clinic	Dept. of Health	√	√	√	√	√	

S/N	MOH Area	Name of PHM Area	MOH Clinic Locations at Present	Ownership	Availability of Clinic					
					ANC	WBC	FPC	WWC	NCD	
2	Kayts	1	PMCU Eluvaitivu	Dept. of Health	√	√	√	-	√	
		2	Analaivitu	Dept. of Health	√	√	√	-	√	
		3	Kayts	BH Kayts & MOH Office	Dept. of Health	√	√	√	√	√
		4	Naranthanai	RDS Naranthanai	Private	√	√	-	-	-
		5	Karampan	PHC Melingimunai	Dept. of Health	√	√	-	-	-
		6	Puliyankoodal	PHC Puliyankoodal	Dept. of Health	√	√	-	-	-
		All PHM Areas	MOH Office Central Clinic	Dept. of Health	√	√	√	√	√	

S/N	MOH Area	Name of PHM Area	MOH Clinic Locations at Present	Ownership	Availability of Clinic					
					ANC	WBC	FPC	WWC	NCD	
3	Karainagar	1	PHC Kalapoomy	Dept. of Health	√	√	√	√	√	
		2	Karainagar West	Private	√	√				
		3	Karainagar Centre							
		4	Karainagar North East	DH Karainagar	Dept. of Health	√	√	√	√	√
		All PHM Areas	MOH Office Central Clinic	Dept. of Health	√	√	√	√	√	

S/N	MOH Area	Name of PHM Area		MOH Clinic Locations at Present	Ownership	Availability of Clinic					
						ANC	WBC	FPC	WWC	NCD	
4	Jaffna	1	Navanthurai South	Pommaiveli Maternity Home	MOH Municipal Council, Jaffna	√	√	-	√	√	
		2	Navanthurai North								
		3	Vannarpannai	Valluvan Community Centre	Private		√	√	-	√	√
		4	Vannarpannai North								
		5	Kandarmadam	Kandarmadam Clinic Centre	Private		√	√	-	√	√
		6	Bazzar								
		7	Fort	Navalar Clinic Centre	Private		√	√	-	√	√
		8	Jaffna Town								
		9	Chundukuli	Jubilee Maternity Home	MOH Municipal Council, Jaffna		√	√	-	√	√
		10	GurunagarWest								
		11	Gurunagar East	DH Gurunagar	Dept. of Health		√	√	√	√	√
		12	Passaiyoor	Passaiyoor Maternity Home	MOH Municipal Council, Jaffna		√	√	-	√	√
		13	Colombothurai	Samiyar Veethy Clinic Centre	Private		√	√	-	√	√
		14	Ariyalai Centre	Ariyalai Community Centre	Private		√	√	-	√	√
		15	Ariyalai West								
		16	Nallur	Nallur Clinic Centre	MOH Municipal Council, Jaffna		√	√	-	√	√
		All PHM Areas	MOH Office Central Clinic	MOH Municipal Council, Jaffna		√	√	√	√		

S/N	MOH Area	Name of PHM Area	MOH Clinic Locations at Present	Ownership	Availability of Clinic				
					ANC	WBC	FPC	WWC	NCD
5	Nallur	1 Arukalmadam	RDS Kokuvil	Private	√	√	-	-	-
		2 Manchavanapathy			√	√	-	-	√
		3 Kulapiddy Part			√	√	-	-	√
		4 Pirampady			√	√	-	-	√
		5 Konawalai			√	√	-	-	√
		6 Kondavil South			√	√	-	-	√
		7 Kondavil North			√	√	-	-	√
		8 Kondavil East			√	√	-	-	√
		9 Kondavil Centre			√	√	-	-	√
		10 Thirunelvely North			√	√	-	-	√
		11 Thirunelvely South			√	√	-	-	√
		12 Thirunelvely East			√	√	-	-	√
		13 Ariyalai I			√	√	-	-	√
		14 Ariyalai II			√	√	-	-	√
	All PHM Areas	MOH Office Central Clinic	Dept. of Health	√	√	√	√	-	

S/N	MOH Area	Name of PHM Area		MOH Clinic Locations at Present	Ownership	Availability of Clinic				
						ANC	WBC	FPC	WWC	NCD
6	Sandilipay	1	Ilavalai	DH Ilavalai	Dept. of Health	√	√	√	√	√
		2	Vilan				√			
		3	Sillalai	RDS Sillalai	Private	√	√	-	-	-
		4	Pandatharippu	DH Pandatharippu	Dept. of Health	√	√	√	√	√
		5	Mathagal	PHC Mathagal	Dept. of Health	√	√	-	-	-
		6	Piranpattu	PHC Piranpattu	Dept. of Health	√	√	√	√	
		7	Sandilipay North							
		8	Sandilipay South							
		9	Manipay West	MOH Office Sandilipay	Dept. of Health	√	√	√	√	-
		10	Manipay South							
		11	Manipay East							
		12	Suthumalai	RDS Suthumalai	Private	√	√	-	√	-
		13	Chavatkaadu	PHC Chavatkaadu	Dept. of Health	√	√	-	√	-
		14	Uyarappulam							
		15	Anaikoddai	DH Manipay	Dept. of Health	√	√	√	√	√
		16	Navaly North							
		17	Navaly East	St.Petrus Church Centre	Private	√	√	-	-	-

S/N	MOH Area	Name of PHM Area	MOH Clinic Locations at Present	Ownership	Availability of Clinic				
					ANC	WBC	FPC	WWC	NCD
7	Chankanai	1 Chankanai Centre	DH Chankanai/MOH Office	Dept. of Health	√	√	√	√	√
		2 Chankanai South			√	√	√	√	√
		3 Chankanai West			√	√	√	√	√
		4 Pannagam	PHC Panakam	Dept. of Health	√	√	√	√	-
		5 Panipulam			√	√	√	√	√
		6 Araly East	DH Vaddukoddai	Dept. of Health	√	√	√	√	√
		7 Araly West			√	√	√	√	√
		8 Araly North			√	√	√	√	√
		9 Araly South	PMCU Vaddukoddai	Dept. of Health	√	√	√	√	√
		10 Vaddu East			√	√	√	√	√
		11 Vaddu West			√	√	√	√	√
		12 Vaddu South	PHC Ponnalai	Dept. of Health	√	√	√	√	-
		13 Ponnalai			√	√	√	√	-
		14 Chulipuram East	RDS Kaddupulam	RDS	√	√	√	√	-
		15 Chulipuram West			√	√	√	√	-
		16 Chulipuram Centre	PMCU Tholpuram	Dept. of Health	√	√	√	√	-
		17 Tholpuram West			√	√	√	√	-
		18 Moolai			√	√	√	√	-
	All PHM Areas	Central Clinic MOH Office	Dept. of Health	√	√	√	√	√	

S/N	MOH Area	Name of PHM Area		MOH Clinic Locations at Present	Ownership	Availability of Clinic				
						ANC	WBC	FPC	WWC	NCD
8	Uduvil	1	Thavady North	PHC Thavady	Dept. of Health	√	√		√	√
		2	Thavady South			√	√		√	√
		3	Inuvil South	PMCU Inuvil	Dept. of Health	√	√	√	√	√
		4	Inuvil North			√	√	√	√	√
		5	Uduvil South	PHC Sanguvely	Dept. of Health	√	√	√	√	√
		6	Uduvil West			√	√	√	√	√
		7	Uduvil North	PMCU Uduvil	Dept. of Health	√	√	√	√	√
		8	Uduvil East			√	√	√	√	√
		9	Kantharodai	Kantharodai Health Centre	Private	√	√	√	√	√
		10	Chunnakam South	PMCU Chunnakam	Dept. of Health	√	√	√	√	√
		11	Chunnakam North			√	√	√	√	√
		12	Erlalai South	Mylankadu WRDS	Private	√	√	√	√	√
		13	Erlalai Centre	PMCU Erlalai	Dept. of Health	√	√	√	√	√
		14	Erlalai North			√	√	√	√	√
		15	Kuppilan	PMCU Punnalaikadduvan	Dept. of Health	√	√	√	√	√
		16	Punnalaikadduvan			√	√	√	√	√
		17	Evenai	PHC Evenai	Dept. of Health	√	√	√	√	√
	All PHM Area	Central Clinic MOH Office BH Tellipplai			Dept. of Health	√	√	√	√	√

S/N	MOH Area	Name of PHM Area	MOH Clinic Locations at Present	Ownership	Availability of Clinic				
					ANC	WBC	FPC	WWC	NCD
	Tellippalai	1 Vasavilan	PHC Kuddiyapulam, PMCU Kurumpasiddy	Dept. of Health	√	√	√	√	
		2 Palaly East	PHC Palaly	Dept. of Health	√	√		√	
		3 Mallakam North	PHC Kulamangal	Dept. of Health	√	√			
		4 Mallakam Center							
		5 Alaveddy East	PHC Seenankalady	Dept. of Health	√	√		√	
		6 Alaveddy West							
		7 Alaveddy South	DH Alaveddy	Dept. of Health	√	√	√	√	√
		8 Naguleawaram	PHC Vithakapuram	Dept. of Health	√	√			
		9 Pannalai							
		10 Ilavalai	DH Ilavalai	Dept. of Health	√	√	√	√	√
		11 Mavidapuram	PHC Palaiveemankamam PMCU Kankesanthurai	Dept. of Health	√	√	√	√	
		12 Palaiveemankamam							
		13 Myliddy Town							
		14 Thaiyiddy							
		15 Kadduvan	PHC Kadduvan	Dept. of Health	√	√			
		16 Thurkapuram							
		All PHM Area	Central Clinic MOH Office & BH Tellippalai	Dept. of Health	√	√	√	√	√

S/N	MOH Area	Name of PHM Area		MOH Clinic Locations at Present	Ownership	Availability of Clinic				
						ANC	WBC	FPC	WWC	NCD
10	Kopay	1	Idaikadu	PHC Idaikadu	Dept. of Health	√	√	-	√	-
		2	Thampalai							
		2	Pathamany							
		3	Atchuvvely North	DH Atchuvvely	Dept. of Health	√	√	√	√	√
		4	Atchuvvely South							
		5	Atchuvvely West							
		6	Avarankal West							
		7	Puttur North							
		8	Puttur East							
		9	Puttur West							
		10	Vatharawathai	PHC Vatharawathai	Dept. of Health	√	√	-	-	-
		11	Siruppity East	Common Hall Siruppiddy	Community Center	√	√	-	-	-
		13	Atchelu	PHC Atchelu	Dept. of Health	√	√	-	√	-
		14	Neervely North	PHC Neervely	Dept. of Health	√	√	-	√	-
		15	Neervely South							
		16	Urelu	PHC Urelu	Dept. of Health	√	√	-	√	-
		17	Kopay North							
		18	Koapy Centre	DH Kopay	Dept. of Health	√	√	√	√	√
		19	Kopay South							
		20	Irupalai	PWO Irupalai	Private	√	√	-	-	-
		21	Kaddaipirai							
		22	Kalviyankadu	PHC Kaddaipirai	Dept. of Health	√	√	-	√	-
		23	Urumpirai West							
		24	Urumpirai South							
		25	Urumpirai North							
		26	Urumpirai East							
	All PHM Areas	Central Clinic MOH Office	Dept. of Health	√	√	√	√	√		

S/N	MOH Area	Name of PHM Area	MOH Clinic Locations at Present	Ownership	Availability of Clinic						
					ANC	WBC	FPC	WWC	NCD		
11	Chavakachcheri	1	Kaithady North	Ampikai W.C. Kaithady	Private	✓	✓		✓		
		2	Kaithady Centre	PMCU Kaithady	Dept. of Health	✓	✓	✓	✓	✓	
		3	Kaithady South								
		4	Navatkuli	Thachchanthooppu P.S	Predeshiya sabha Chava	✓	✓		✓		
		5	Kovilakandy								
		6	Maravanpullo	PHC Maravanpullo	Dept. of Health	✓	✓		✓		
		7	Nunavil	Sarvasatthana, CC, Nunavil	Urban Council, Chava	✓	✓		✓		
		8	Kalvayal								
		9	Madduvil South	PHC Madduvil South	Dept. of Health	-	✓		✓		
		10	Madduvil North	PHC Madduvil North	Dept. of Health	✓	✓		✓		
		11	Sarasalai								
		12	Kerudavil								
		13	UC Chava Town	BH Chavakachcheri	Dept. of Health	✓	✓	✓	✓	✓	
		14	Chankaththanai	MOH Office, Chavakachcheri							
		15	Meesalai North								
		16	Meesalai East	Puttur Junction CC Meesalai	Private	✓	✓	✓	✓		
		17	Meesalai West								
		18	Manthuvil	PHC Manthuvil	Dept. of Health	✓	✓		✓		
		19	Varany Centre								
		20	Varany North	DH Varany	Dept. of Health	✓	✓	✓	✓	✓	
		21	Varany South								
		22	Mirusuvil	DH Kodikamam	Dept. of Health	✓	✓	✓	✓		
		23	Eluthumadduval	PHC Eluthumadduval	Dept. of Health	✓	✓		✓		
		24	Kodikamam	Kachchai P.S	Predeshiya sabha Chava	✓	✓		✓		
		25	Ushan	PHC Ushan	Dept. of Health	✓	✓		✓		
		26	Vidathatpalai	Ketpali C.C	Community Centre	✓	✓		✓		
		27	Kachchai								
		28	Allarai	PHC Kachchai	Dept. of Health	✓	✓		✓		

S/N	MOH Area	Name of PHM Area		MOH Clinic Locations at Present	Ownership	Availability of Clinic				
						ANC	WBC	FPC	WWC	NCD
12	Karaveddy	1	Alvai South	MOH Office	Dept. of Health	√	√	√	√	√
		2	Alvai							
		3	Nelliyady							
		4	Karaveddy West							
		5	Karaveddy South							
		6	Karanavai North	PHC Kottawaththai	Dept. of Health	√	√	-	√	-
		7	Karanavai West	Solangan Library	Private	√	√	-	√	-
		8	Karanavai Centre							
		9	Imaiyanan	PHC Imaiyanan	Dept. of Health	√	√	-	√	-
		10	Imaiyanan West							
		11	Valvetty	PHC Valvetty (Samarapaku)	Dept. of Health	√	√	-	√	-
		12	Thunnalai South	PHC Kaddaively	Dept. of Health	√	√	-	√	-
		13	Thunnalai Centre							
		14	Karaveddy East							
		15	Udupiddy South	PHC Udupiddy	Dept. of Health	√	√	-	√	-
		16	Udupiddy North							

S/N	MOH Area	Name of PHM Area	MOH Clinic Locations at Present	Ownership	Availability of Clinic				
					ANC	WBC	FPC	WWC	NCD
13	Point Pedro	1 Alvai West	PHC Thikkam	Dept. of Health	√	√	-	√	-
		2 Viyaparimoolai	PHC Viyaparimoolai	Dept. of Health	√	√	-	√	-
		3 Alvai North			√	√	-	√	-
		4 Alvai North centre			√	√	-	√	-
		5 Puloly South			√	√	-	√	√
		6 Puloly East	MOH Office Point Pedro	Dept. of Health	√	√	-	√	-
		7 Point Pedro South			√	√	-	√	-
		8 Puloly North	PHC Athiyady	Dept. of Health	√	√	-	√	-
		9 Puloly Centre			√	√	-	√	-
		10 Polykandy East	PHC Polykandy	Dept. of Health	√	√	-	√	-
		13 Polykandy West			√	√	-	√	√
		11 Valvettithurai I	DH Valvettithurai	Dept. of Health	√	√	-	√	√
		12 Valvettithurai II			√	√	-	√	√
		14 Point Pedro East	PMCU Point Pedro	Dept. of Health	√	√	-	√	-
		15 Thumpalai East			√	√	-	√	-
		16 Katkovalam	PHC Kalkovalam	Dept. of Health	√	√	-	√	-
		17 Thondamanaru			√	√	-	√	-
		18 Kerudavil	PHC Thondamanaru	Dept. of Health	√	√	-	√	-
All PHM Area	√	√			-	√	√		

S/N	MOH Area	Name of PHM Area	MOH Clinic Locations at Present	Ownership	Availability of Clinic				
					ANC	WBC	FPC	WWC	NCD
14	Maruthankerny	1 Uduthurai	PHC Uduthurai	Dept. of Health	√	√	-	√	-
		2 Chempianpattu	PHC Chempianpattu	Dept. of Health	√	√	-	√	-
		3 Maruthankerny	DH Maruthankerny	Dept. of Health	√	√	-	√	√
		4 Kudaththanai	PHC Kudaththanai	Dept. of Health	√	√	-	√	-
		5 Ampan	DH Ampan	Dept. of Health	√	√	-	√	√
		6 Mulliyan	PMCU Mulliyan	Dept. of Health	√	√	-	√	√

Source: MOHH Office

**Table - 4.5 Family Planning New Acceptors 2016 - 2022**

S/N	2016	2017	2018	2019	2020	2021	2022
<b>Permanent Methods</b>							
Vasectomy	-	-	-	2	-	-	-
Tubectomy	908	814	714	973	1,205	560	686
<b>Temporary Methods</b>							
Pill	752	491	746	783	1,005	476	675
IUCD	460	414	537	569	665	395	424
Injectable	1,353	1,761	1,571	2,288	2,057	1,860	1,784
Implant	795	647	885	680	1137	868	1,091
Condom							1,814
Eligible couples	92,524	96,229	98,382	98,504	102,960	100,251	100,697
<b>Percentage</b>	4.6%	4.2%	4.5%	5.4%	5.9%	4.1%	6.4%

Source :MO/MCH unit, RDHS, Office, Jaffna

**Table No : 4.6 Family Planning Particulars - 2022**

**Family Planning New Acceptors by MOH Areas and Methods of Year**

S/ N	MOH Area	Permanent Methods			Temporary Methods					
		Vasectomy	Tubectomy	Total	Pills	IUCD	Injectable	Implant	Condom	Total
1	Velanai	0	33	<b>33</b>	36	14	68	33	53	<b>204</b>
2	Kayts	0	26	<b>26</b>	30	7	74	17	49	<b>177</b>
3	Karainagar	0	11	<b>11</b>	7	0	52	16	8	<b>83</b>
4	Jaffna	0	121	<b>121</b>	159	114	213	129	480	<b>1,095</b>
5	Nallur	0	36	<b>36</b>	20	31	97	44	119	<b>311</b>
6	Sandilipay	0	72	<b>72</b>	89	45	205	96	245	<b>680</b>
7	Chankanai	0	53	<b>53</b>	34	17	190	35	65	<b>341</b>
8	Uduvil	0	78	<b>78</b>	29	21	108	97	76	<b>331</b>
9	Tellippalai	0	52	<b>52</b>	37	29	81	158	156	<b>461</b>
10	Kopay	0	52	<b>52</b>	32	46	225	114	244	<b>661</b>
11	Chavakachcheri	0	58	<b>58</b>	79	47	166	88	103	<b>483</b>
12	Karaveddy	0	38	<b>38</b>	36	21	121	119	66	<b>363</b>
13	Point Pedro	0	45	<b>45</b>	62	27	112	97	138	<b>436</b>
14	Maruthankerny	0	10	<b>10</b>	25	5	72	48	12	<b>162</b>
<b>Total</b>		<b>0</b>	<b>685</b>	<b>685</b>	<b>675</b>	<b>424</b>	<b>1,784</b>	<b>1091</b>	<b>1,814</b>	<b>5,788</b>

Source :MO/MCH Unit, RDHS. Office, Jaffna

**Table No: 4.7 Antenatal Care by MOH Area - 2022**

S/N	MOH Area	No.of Antenatal Mothers Registered
1	Velanai	287
2	Kayts	218
3	Karainagar	142
4	Jaffna	1,040
5	Nallur	504
6	Sandilipay	641
7	Chankanai	602
8	Uduvil	725
9	Tellippalai	780
10	Kopay	1,036
11	Chavakachcheri	944
12	Karaveddy	502
13	Point Pedro	619
14	Maruthankerny	191
<b>Total</b>		<b>8,231</b>

Source :MO/MCH Unit, RDHS Office, Jaffna

**Table No : 4.8 Thriplosa Supply by MOH Area - 2022**

Average number of beneficiaries per month by MOH Area		6 - 12 Months	1 - 2 Years	2 - 5 Years	Ante Natal Mothers	Lactating Mothers	Total
S/N	MOH Area						
1	Velanai	-	-	358	392	274	1,024
2	Kayts	90	240	740	210	170	1,450
3	Karainagar	142	308	904	200	120	1,674
4	Jaffna	366	598	2,294	1,242	988	5,488
5	Nallur	270	264	694	608	432	2,268
6	Sandilipay	426	642	1,762	354	800	3,984
7	Chankanai	94	120	748	706	582	2,250
8	Uduvil	298	404	1,458	1,180	808	4,148
9	Tellippalai	174	354	1,128	798	650	3,104
10	Kopay	422	546	1,542	1,242	918	4,670
11	Chavakachcheri	280	520	1,300	1,200	900	4,200
12	Karaveddy	18	84	372	556	522	1,552
13	Point Pedro	42	76	766	712	592	2,188
14	Maruthankerny	60	120	300	180	180	840
<b>Total</b>		<b>2,682</b>	<b>4,276</b>	<b>14,366</b>	<b>9,580</b>	<b>7,936</b>	<b>38,840</b>

Source: RDHS Office, Jaffna

**Table No: 4.9 Building Application Inspections by MOH Area - 2022**

S/N	MOH Area	No. of Building Application Received	Building Applications Inspected	Building Applications Approved	% of Approved
1	Velanai	97	97	95	97.9%
2	Kayts	-	-	-	-
3	Karainagar	51	51	50	98.0%
4	MC Jaffna	64	64	64	100.0%
5	Nallur	130	130	111	85.4%
6	Sandilipay	143	143	121	84.6%
7	Chankanai	149	149	141	94.6%
8	Uduvil	113	113	103	91.2%
9	Tellippalai	153	120	103	85.8%
10	Kopay	232	232	224	96.6%
11	Chavakachcheri	290	290	259	89.3%
12	Karaveddy	109	109	97	89.90
13	Point Pedro	149	147	139	94.6%
14	Maruthankerny	12	12	10	83.3%
	<b>Total</b>	<b>1,692</b>	<b>1,657</b>	<b>1,517</b>	<b>91.6%</b>

Source: MOHH Office

**Table No : 4.10 School Sanitation Survey by MOH Area - 2022**

S/N	MOH area	No.of School	Number of Children			Requirement		Available at Present		Deficit (Need)	
			Male	Female	Total	Toilet	Urinal	Toilet	Urinal	Toilet	Urinal
1	Velanai	35	1,758	1,811	3,569	124	177	252	177	-	-
2	Kayts	17	882	852	1,734	74	48	139	48	-	-
3	Karainagar	12	831	818	1,649	37	38	43	38	-	-
4	Jaffna	42	12,634	13,047	25,681	283	147	478	334	-	-
5	Nallur	22	3,070	2,182	5,252	199	116	141	105	-	-
6	Sandilipay	43	4,838	4,943	9,781	265	235	288	151	300	200
7	Chankanai	34	3,904	3,782	7,686	277	221	277	221	9	-
8	Uduvil	32	2,983	3,883	6,866	230	216	218	216	12	-
9	Tellippalai	40	4,330	4,081	8,411	178	106	291	167	12	7
10	Kopay	41	4,777	4,951	9,728	320	230	390	223	40	41
11	Chavakachcheri	59	5,270	5,400	10,670	226	527	411	311	-	-
12	Karaveddy	30	3,913	3,549	7,462	194	186	198	190	-	-
13	Point Pedro	33	4,571	4,890	9,461	176	182	297	196	-	-
14	Maruthankerny	18	1,469	1,412	2,881	58	150	120	158	-	-
<b>Total</b>		<b>458</b>	<b>55,230</b>	<b>55,601</b>	<b>110,831</b>	<b>2,641</b>	<b>2,579</b>	<b>3,543</b>	<b>2,535</b>	<b>373</b>	<b>248</b>

Source: MOOH Office

**Table No : 4.11 Rabies Control by MOH Area - 2022**

S/N	MOH Area	No of Dogs (Estimated 8:1)	No of dog Vaccinated	Percentage of Coverage	No of Dog Sterilized		Depo	No of Human Rabies Death
					Male	Female		
1	Velanai	2,555	2,537	99.3%	-	32	-	-
2	Kayts	1,310	1,101	84.0%	-	32	-	-
3	Karainagar	1,289	1,190	92.3%	-	-	-	-
4	Jaffna	10,128	4,691	46.3%	-	214	-	1
5	Nallur	5,031	4,092	81.3%	-	116	-	-
6	Sandilipay	6,655	6,269	94.2%	-	145	-	3
7	Chankanai	5,910	4,351	73.6%	-	-	-	-
8	Uduvil	6,626	6,117	92.3%	-	131	-	-
9	Tellippalai	5,737	6,117	106.6%	-	230	-	-
10	Kopay	9,244	9,402	101.7%	-	187	-	-
11	Chavakachcheri	9,018	7,955	88.2%	-	205	-	-
12	Karaveddy	5,737	4,880	85.1%	-	107	-	-
13	Point Pedro	5,752	5,707	99.2%	-	118	-	1
14	Maruthankerny	2,069	2,014	97.3%	-	-	-	-
<b>Grand Total</b>		<b>77,061</b>	<b>66,423</b>	<b>86.2%</b>	<b>-</b>	<b>1,517</b>	<b>-</b>	<b>5</b>

**Table No : 4.12 Particulars of Notifications by MOH Area - 2022**

S/N	MOH Area	No.of Notifications Received	Investigation Done	
			Nos.	%
1	Velanai	129	129	100.0%
2	Kayts	87	87	100.0%
3	Karainagar	98	98	100.0%
4	Jaffna	1,129	1,126	99.7%
5	Nallur	425	425	100.0%
6	Sandilipay	468	461	98.5%
7	Chankanai	262	262	100.0%
8	Uduvil	466	438	94.0%
9	Tellippalai	240	240	100.0%
10	Kopay	661	661	100.0%
11	Chavakachcheri	193	193	100.0%
12	Karaveddy	593	593	100.0%
13	Point Pedro	352	252	71.6%
14	Maruthankerny	62	62	100.0%
<b>Total</b>		<b>5,165</b>	<b>5,027</b>	<b>97.3%</b>

Source: MOHH Office

**Table No : 4.13 Latrine Constructions by MOH Area - 2022**

S.No.	MOH Area	Number of New Latrines Constructed
1	Velanai	6
2	Kayts	-
3	Karainagar	13
4	Jaffna	80
5	Nallur	27
6	Sandilipay	24
7	Chankanai	34
8	Uduvil	22
9	Tellippalai	13
10	Kopay	101
11	Chavakachcheri	107
12	Karaveddy	40
13	Point Pedro	48
14	Maruthankerny	10
<b>Total</b>		<b>525</b>

Source: MOOH Office

**Table No : 4.13.1 Accessibility to Safe Latrine by MOH Area - 2022**

S/N	MOH Area	Total No.of Houses	Houses with Safe Latrines	
			Nos.	%
1	Velanai	5,150	4,520	87.8%
2	Kayts	3,111	2,886	92.8%
3	Karainagar	2,350	2,316	98.6%
4	Jaffna	20,008	18,003	90.0%
5	Nallur	7,885	7,706	97.7%
6	Sandilipay	11,799	10,216	86.6%
7	Chankanai	12,805	12,073	94.3%
8	Uduvil	13,245	12,978	98.0%
9	Tellippalai	11,156	10,965	98.3%
10	Kopay	15,711	13,499	85.9%
11	Chavakachcheri	18,158	17,043	93.9%
12	Karaveddy	10,605	9,679	91.3%
13	Point Pedro	10,671	10,213	95.7%
14	Maruthankerny	4,180	3,883	92.9%
<b>Grand Total</b>		<b>146,834</b>	<b>135,980</b>	<b>92.6%</b>

Source: MOHH Office

**Table No : 4.13.2 Accessibility to Safe Latrines by MOH Area - 2022**

S/N	MOH Area	PHI Range	Total No.of Houses	Houses With Safe Latrines	
				Nos.	%
1	Velanai	Delft	1,019	888	87.1%
2		Nainativu	891	822	92.3%
3		Pungudutivu	907	686	75.6%
4		Velanai	1,350	1,240	91.9%
5		Allaipiddy	983	884	89.9%
<b>Sub Total</b>			<b>5,150</b>	<b>4,520</b>	<b>87.8%</b>

S/N	MOH Area	PHI Range	Total No.of Houses	Houses With Safe Latrines	
				Nos.	%
1	Kayts	Kayts	1,851	1,801	97.3%
2		Analaitivu	1,260	1,085	86.1%
<b>Sub Total</b>			<b>3,111</b>	<b>2,886</b>	<b>92.8%</b>

S/N	MOH Area	PHI Range	Total No.of Houses	Houses With Safe Latrines	
				Nos.	%
1	Karainagar	Karainagar East	1,280	1,256	98.1%
2		Karainagar West	1,070	1,060	99.1%
<b>Sub Total</b>			<b>2,350</b>	<b>2,316</b>	<b>98.6%</b>

S/N	MOH Area	PHI Range	Total No.of Houses	Houses With Safe Latrines	
				Nos.	%
1	Jaffna	Bazzar I	1,471	1,437	97.7%
2		Bazzar II	2,347	2,342	99.8%
3		Ariyalai	2,554	2,045	80.1%
4		Columbuthurai	2,848	2,662	93.5%
5		Gurunagar	2,870	2,688	93.7%
7		Navanthurai	2,731	2,237	81.9%
8		Vannarpannai	2,682	2,217	82.7%
9		Nallur	2,505	2,375	94.8%
<b>Sub Total</b>			<b>20,008</b>	<b>18,003</b>	<b>90.0%</b>

S/N	MOH Area	PHI Range	Total No.of Houses	Houses With Safe Latrines	
				Nos.	%
1	Nallur	Kondavil	2,194	2,156	98.3%
2		Nallur	1,455	1,358	93.3%
3		Thirunelvely	1,391	1,363	98.0%
4		Kokuvil	2,845	2,829	99.4%
<b>Sub Total</b>			<b>7,885</b>	<b>7,706</b>	<b>97.7%</b>

S/N	MOH Area	PHI Range	Total No.of Houses	Houses With Safe Latrines	
				Nos.	%
1	Sandilipay	Pandatharippu	2,200	2,035	92.5%
2		Anaikodday	2,021	1,671	82.7%
3		Suthumalai	2,314	1,944	84.0%
4		Manipay	1,744	1,591	91.2%
5		Ilavalai	2,090	1,684	80.6%
7		Sandilipay	1,430	1,291	90.3%
<b>Sub Total</b>			<b>11,799</b>	<b>10,216</b>	<b>86.6%</b>

S/N	MOH Area	PHI Range	Total No.of Houses	Houses With Safe Latrines	
				Nos.	%
1	Chankanai	Chankanai	1,945	1,864	95.8%
2		Araly	2,417	2,225	92.1%
3		Vaddukodday	1,882	1,714	91.1%
4		Chulipuram	2,157	2,001	92.8%
5		Moolai	2,532	2,462	97.2%
		Sithankerny	1,872	1,807	96.5%
<b>Sub Total</b>			<b>12,805</b>	<b>12,073</b>	<b>94.3%</b>

S/N	MOH Area	PHI Range	Total No.of Houses	Houses With Safe Latrines	
				Nos.	%
1	Uduvil	Erlalai	2,491	2,388	95.9%
2		Punnalaikkadduvan	1,817	1,788	98.4%
3		Chunnakam I	1,996	1,964	98.4%
4		Chunnakam II	1,951	1,905	97.6%
5		Uduvil	2,526	2,495	98.8%
6		Inuvil	2,464	2,438	98.9%
<b>Sub Total</b>			<b>13,245</b>	<b>12,978</b>	<b>98.0%</b>

S/N	MOH Area	PHI Range	Total No.of Houses	Houses With Safe Latrines	
				Nos.	%
1	Tellippalai	Tellippalai	1,406	1,402	99.7%
2		Mallakam	1,083	1,038	95.8%
3		Mylyddy	1,166	1,160	99.5%
4		Alaveddy	2,083	2,083	100.0%
5		Keerimalai	2,171	2,096	96.5%
6		Kankesanthurai	1,646	1,592	96.7%
7		Palaly	1,601	1,594	99.6%
<b>Sub Total</b>			<b>11,156</b>	<b>10,965</b>	<b>98.3%</b>

S/N	MOH Area	PHI Range	Total No. of Houses	Houses With Safe Latrines	
				Nos.	%
1	Kopay	Urumpirai	3,215	2,597	80.8%
2		Atchuvely I	1,929	1,865	96.7%
3		Atchuvely II	2,186	2,009	91.9%
4		Sirupiddy	1,937	1,362	70.3%
5		Neervely	1,642	1,527	93.0%
6		Puttur	1,706	1,480	86.8%
7		Irupalai	1,240	1,007	81.2%
8		Kopay	1,856	1,652	89.0%
<b>Sub Total</b>			<b>15,711</b>	<b>13,499</b>	<b>85.9%</b>

S/N	MOH Area	PHI Range	Total No. of Houses	Houses With Safe Latrines	
				Nos.	%
1	Chavakachcheri	Varany	2,027	1,938	95.6%
2		Chavakachcheri U.C.	4,441	4,256	95.8%
4		Kaithady	1,632	1,580	96.8%
5		Navatkuli	1,542	1,393	90.3%
6		Kodikamam	2,069	1,947	94.1%
7		Eluthumadduval	1,976	1,836	92.9%
9		Madduvil	2,763	2,447	88.6%
11		Manthuvil	1,708	1,646	96.4%
<b>Sub Total</b>			<b>18,158</b>	<b>17,043</b>	<b>93.9%</b>

S/N	MOH Area	PHI Range	Total No. of Houses	Houses With Safe Latrines	
				Nos.	%
1	Karaveddy	Karanavai	2,385	2,026	84.9%
2		Nelliyady	2,219	2,068	93.2%
3		Thunnalai	2,001	1,976	98.8%
4		Alvai	1,216	1,168	96.1%
5		Udupiddy	2,784	2,441	87.7%
<b>Sub Total</b>			<b>10,605</b>	<b>9,679</b>	<b>91.3%</b>

S/N	MOH Area	PHI Range	Total No. of Houses	Houses With Safe Latrines	
				Nos.	%
1	Point Pedro	Puloly	1,450	1,442	99.4%
2		Point Pedro I UC	1,796	1,731	96.4%
3		Point Pedro II	2,596	2,561	98.7%
4		Alvai II	1,540	1,403	91.1%
5		Valvettithurai	1,943	1,831	94.2%
6		Polikandy	1,346	1,245	92.5%
<b>Sub Total</b>			<b>10,671</b>	<b>10,213</b>	<b>95.7%</b>

S/N	MOH Area	PHI Range	Total No. of Houses	Houses With Safe Latrines	
				Nos.	%
1	Maruthakerny	Ampan	1,110	993	89.5%
2		Chempianpattu	1,412	1,387	98.2%
3		Uduthurai	1,658	1,503	90.7%
<b>Sub Total</b>			<b>4,180</b>	<b>3,883</b>	<b>92.9%</b>

Source: MOHH Office

**Table No : 4.15 Incidence of Notifiable Disease - 2022**

S/N	Disease	No of Suspected Cases	No of Confirmed Cases	No of Deaths
1	Acute Poliomyelitis	-	-	-
2	Acute Flaccid Paralysis	-	-	-
3	Chicken Pox	154	150	-
4	Dengue Fever / Dengue Haemorrhagic Fever	3,933	3,533	10
5	Diphtheria	-	-	-
6	Dysentery	155	135	-
7	Encephalitis	4	4	-
8	Enteric Fever / Typhoid	74	68	-
9	Food Poisoning	79	74	-
10	Human Rabies	5	5	5
11	Leptospirosis	28	28	-
12	Malaria	8*	8*	-
13	Measles	2	01	-
14	Meningitis	21	14	-
15	Mumps	9	2	-
16	Rubella	-	-	-
17	Congenital Rubella Syndrome	-	-	-
18	Simple Contd. Fever	-	-	-
19	Tetanus	-	-	-
20	Neo- natal Tetanus	-	-	-
21	Typhus Fever	742	717	-
22	Hepatitis A	-	-	-
23	Hepatitis B	-	-	-
24	Whooping Cough	1	-	-
25	Tuberculosis	228	216	-
26	Leprosy	24	24	-
27	Leishmaniasis	2	2	-

Source: WRCD

\* - Imported Malaria Cases

**Table 4.16 Dengue Notification & Confirmed Cases by Month - 2022**

S.N	Month	No of Notification	No of Confirmed Cases	No of Deaths
1	January	405	215	-
2	February	222	360	-
3	March	247	217	3
4	April	450	409	-
5	May	374	328	1
7	June	382	342	2
7	July	244	233	-
8	August	154	142	2
9	September	222	187	-
10	October	232	196	-
11	November	307	271	2
12	December	694	633	-
<b>Total</b>		<b>3,933</b>	<b>3,533</b>	<b>10</b>

**Table No: 4.17 Dengue Notification & Confirmed Cases by MOH Area - 2022**

S.N	MOH area	No of Notification	No of Confirmed cases	No of Deaths
1	Velanai	85	45	1
2	Kayts	58	49	-
3	Karainagar	64	48	-
4	Jaffna	978	852	1
5	Nallur	328	351	1
6	Sandilipay	314	272	1
7	Chankanai	175	163	-
8	Uduvil	335	302	3
9	Tellipalai	131	111	-
10	Kopay	486	404	-
11	Chavakachcheri	223	214	1
12	Karaveddy	475	471	-
13	Point Pedro	248	223	2
14	Maruthankerny	33	28	-
<b>Total</b>		<b>3,933</b>	<b>3,533</b>	<b>10</b>

*Sorce: RE Unit, RDHS Office*

**Table No : 4.18 Incidence of Malaria in Jaffna District 1992 - 2022**

Year	Population	No.of BF	(+)ve	SPR	PV	PF	Mixed	API
1992	872,847	109,116	23,844	21.900	21,747	2,063	34	27.318
1993	891,304	118,118	20,711	17.500	19,239	1,430	42	23.237
1994	901,988	197,549	52,385	26.500	48,181	4,148	56	58.077
1995	912,812	183,867	36,957	20.100	33,358	3,577	22	40.487
1996	417,810	96,723	25,474	26.300	21,913	3,537	24	60.970
1997	429,010	191,038	38,778	20.300	36,506	2,229	43	90.390
1998	485,064	156,606	47,802	30.500	46,006	1,733	63	98.548
1999	498,299	155,748	32,915	21.100	32,075	824	16	66.055
2000	502,356	146,186	7,242	4.800	6,997	234	11	14.416
2001	478,420	105,389	1,365	1.300	1,159	200	6	2.853
2002	568,164	139,615	1,829	1.310	1,419	401	9	3.219
2003	591,828	110,911	413	0.370	380	33	-	0.698
2004	589,723	117,572	45	0.040	45	-	-	0.076
2005	596,624	83,828	22	0.020	21	-	1	0.037
2006	647,563	113,487	2	0.001	2	-	-	0.003
2007	616,085	113,862	-	-	-	-	-	-
2008	559,619	66,981	4	0.590	4	-	-	0.007
2009	624,644	77,763	3	0.003	3	-	-	0.005
2010	614,622	67,039	3	0.004	3	-	-	0.005
2011	614,431	74,583	5	0.007	4	1	-	0.008
2012	607,158	68,732	15	0.021	5	10	-	0.025
2013	610,640	75,752	3	0.004	1	2	-	0.005
2014	614,540	84,634	1	0.001	-	1	-	0.002
2015	618,209	76,046	1	0.001	1	-	-	0.002
2016	622,709	64,930	-	-	-	-	-	-
2017	624,179	79,396	5*	0.006	3	2	-	0.008
2018	615,493	67,338	-	-	-	-	-	-
2019	622,709	72,441	-	-	-	-	-	-
2020	624,335	43,704	-	-	-	-	-	-
2021	622,709	23,461	2*	0.0085	-	2	-	0.0032
2022	622,261	28,801	7*	0.0243	1	6	-	0.0112

Source: AMC, Jaffna

\* - Imported Malaria Cases

**Table No: 4.19 Malaria Cases by Months for Jaffna District 2016-2022**

Months	2016			2017			2018			2019			2020			2021			2022			
	Pv	Pf	Total	Pv	Pf	Total	Pv	Pf	Total	Pv	Pf	Total	Pv	Pf	Total	Pv	Pf	Total	Pv	Pf	Total	
January	-	-	-	-	-	-	-	-	-	-	-	-	-	-	-	-	-	-	-	-	2	2
February	-	-	-	-	-	-	-	-	-	-	-	-	-	-	-	-	-	-	-	-	-	-
March	-	-	-	-	1	1	-	-	-	-	-	-	-	-	-	-	-	-	-	-	-	-
April	-	-	-	-	-	-	-	-	-	-	-	-	-	-	-	-	-	-	-	-	1	1
May	-	-	-	-	-	-	-	-	-	-	-	-	-	-	-	-	-	-	-	-	-	-
June	-	-	-	-	-	-	-	-	-	-	-	-	-	-	-	-	-	-	-	-	1	1
July	-	-	-	1	-	1	-	-	-	-	-	-	-	-	-	-	-	-	-	-	-	-
August	-	-	-	-	1	1	-	-	-	-	-	-	-	-	-	-	-	-	-	-	-	-
September	-	-	-	1	-	1	-	-	-	-	-	-	-	-	-	-	-	-	-	-	1	1
October	-	-	-	1	-	1	-	-	-	-	-	-	-	-	-	-	-	-	-	-	1	1
November	-	-	-	-	-	-	-	-	-	-	-	-	-	-	-	-	-	-	1	-	-	1
December	-	-	-	-	-	-	-	-	-	-	-	-	-	-	-	-	-	2	-	-	-	-
<b>TOTAL</b>	-	-	-	3	2	5	-	-	-	-	-	-	-	-	-	-	2	2	2	1	6	7

Source: AMC, Jaffna

\* - Imported Malaria Cases

**Table No: 4.20 Work performance of School Dental Service - 2022**

	Uduvil MOH Area	Sandilipay MOH Area	Kopay MOH Area	Chavakachcheri MOH Area	Jaffna MOH Area	Nallur MOH Area	Tellippalai MOH Area	Karveddy MOH Area	Chankana MOH Area	Point Pedro MOH Area	Velanai MOH Area	Kayts MOH Area	Karainagar MOH Area	Maruthankern MOH Area	Total
<b>General data</b>															
A	1	Relief	1	1	1	1	Relief	Relief	1	1	-	-	-	-	7
B	1	1	1	1	1	1	1	1	1	1	1	-	-	-	11
C	32	42	40	58	42	22	41	30	40	33	34	17	12	18	461
D	51	63	76	81	72	34	45	55	51	52	41	11	15	29	676
F.1	658	688	669	807	1,436	367	589	480	510	585	260	134	125	169	7,477
F.2	693	778	1013	968	1,693	471	670	649	632	733	308	183	150	266	9,207
F.3	477	791	682	821	2,226	337	679	543	592	842	283	154	132	217	8,776
F.4	684	1114	903	1,549	822	630	999	892	912	761	1,144	523	365	885	12,183
F.5	2,512	3,371	3,267	4,145	6,177	1,805	2,937	2,564	2,646	2,921	1,995	994	772	1,537	37,643
<b>Examinations</b>															
1.1	302	618	172	330	522	346	250	406	433	418	-	-	-	-	3,797
1.2	131	261	93	185	247	167	125	150	199	174	-	-	-	-	1,732
1.3	171	357	79	145	262	179	125	256	234	244	-	-	-	-	2,052
1.4	-	-	-	-	-	-	-	-	-	-	-	-	-	-	-
1.5	94	240	37	62	224	136	7	200	179	201	-	-	-	-	1,380
2.1	438	723	215	367	608	458	313	539	545	523	-	-	-	-	4,729
2.2	184	283	114	192	242	202	140	191	229	237	-	-	-	-	2,014
2.3	250	440	110	172	343	256	184	347	316	282	-	-	-	-	2,700
2.31	10	27	5	12	16	20	4	28	14	56	-	-	-	-	192
2.4	3	-	-	3	7	-	1	-	1	-	-	-	-	-	15
2.5	136	350	55	79	300	235	22	272	240	243	-	-	-	-	1,932
3.1	274	673	56	375	642	335	443	255	514	648	-	-	-	-	4,215
3.2	206	559	56	310	573	289	372	283	470	522	-	-	-	-	3,640
3.3	16	88	3	45	47	46	28	65	36	120	-	-	-	-	494
3.31	31	88	-	45	48	50	29	65	36	120	-	-	-	-	512
3.4	7	3	-	11	10	-	25	1	7	-	-	-	-	-	64
3.5	35	75	3	30	40	41	2	31	33	87	-	-	-	-	377
3.51	11	60	2	4	23	28	-	17	9	52	-	-	-	-	206
3.52	1	3	-	4	5	-	-	1	3	78	-	-	-	-	95
4.1	389	1,016	173	603	332	606	362	638	734	618	-	-	-	-	5,471
4.2	175	447	80	340	148	306	150	276	328	274	-	-	-	-	2,524
4.5	91	423	50	123	139	105	33	293	301	246	-	-	-	-	1,804
18.1	22	41	6	26	22	22	17	27	29	27	-	-	-	-	239
18.2	21	37	4	14	20	19	4	24	36	33	-	-	-	-	212

**Table No : 4.21 Registered Private Hospitals by MOH Area - 2022**

S/N	MOH Area	Name of the Hospital	Address	Name of the Contact Person	Contact No.	Fax Email
1		Holy Cross Health Centre	769, Beach Road, Jaffna	Rev. Sr. Lucina Pavilupillai	021-222 2512	holycen@sitnet.lk
2		Nothern Central Hospital	342, Palaly Road, Jaffna	S.Ponnusamy	021 -221 9988	nchjaffna@mail.com
3		Van West Clinic & Nursing Home	No.60, Iyanar Kovil Road, Vannarpannai, Jaffna	Mr.S.Thanabalasingam	021-222 1697	
4	Jaffna	Sugantha Nursing Home	No.395, Navalar Road, Anaipanthei, Jaffna	Dr.N.Kunaratnam	021-222 7312	
5		STS Hospital	130, 1st Cross Street, Jaffna		021 222 6611	
6		New Yarl Hospital	315, Palaly Road, Parameswara Junction, Thirunelvely	MR.S. Kulenthirarajah	021 222 3533	yarlhospital@yahoo.com
7		Venus Specialty Hospital	136, Palaly Road, Kantharmadam		021 222 4172 021 222 8470	
8		New Jaffna Nursing Home	255, Main Street, Jaffna	Dr.Venukathan	021 222 4172	
9	Sandilipay	Green Memorial Hospital	Main Street, Manipay	Dr. Davit	021 225 5157	
10	Chankanai	Co-operative Hospital, Moolai	Karainagar Road, Moolai, Chulipuram	Dr Surenthirakumar	021 300 1445	moolaii@yahoo.com
11	Uduvil	Mc Leod Hospital	K.K.S Road, Inuvil		021 222 7669 076 394 4346	
12	Tellippalai	Co-operative Hospital, Tellippalai	K.K.S Road, Tellippalai		077 238 0196	
13		Ever Green Health Clinic	Vinasithampy Lane, A9 Road, Chavakachcheri	Mrs Thevaki Sivapalan	021 227 0755	
14		Modern New Medicare Hospital	63 Kandy Road Nunavil, Chavakachcheri	Mrs.S.Sivaruban	021 227 0909 021 227 0395	
15	Chavakachcheri	Subramaniyam Medi Clinic	Sittampalam Lane, Meesalai East, Meesalai	Dr.A.Achchuthan	021 321 4120	
16		Care and Cure Dental Clinic	269, Kandy Road, Chavakachcheri	Dr.D.Vykundan		
17		Shan Medical Centre	Library, Kaithady South	Dr.P.Shanmugaratnam	021 205 7028	
18		Sithampalam Dispensary	Madduvil North, Chavakachcheri	Dr.N.Sinnathampy	077 354 9204	
19	Karaveddy	Ruhbins Hospital Private Ltd	160, Point pedro Road, Nellyyaddy	Dr.M.Varunprasath	021 226 1500 021 492 7232	admin@ruhbinshospitals.com

Source: RDHS Office, Jaffna

**Table No:4.22 Registered Private Pharmacies by MOH Divisions - 2022**

S/N	MOH Area	No.of Pharmacies	No.of Registered Pharmacies	% of Registered
1	Velanai	01	01	100.00%
2	Kayts	-	-	-
3	Karainagar	-	-	-
4	Jaffna	37	29	78.38%
5	Nallur	09	09	100.00%
6	Sandilipay	06	06	100.00%
7	Chankanai	09	09	100.00%
8	Uduvil	12	07	58.33%
9	Tellippalai	03	02	66.67%
10	Kopay	06	06	100.00%
11	Chavakachcheri	09	05	55.56%
12	Karaveddy	07	07	100.00%
13	Point Pedro	09	05	55.56%
14	Maruthankerny	01	-	0.00%
	<b>Total</b>	<b>109</b>	<b>86</b>	<b>78.90%</b>

**Table No: 4.23 Food Handling Inspection in Jaffna District - 2022**

S/N	Industries	Registered	Grade A (Good)	Grade B (Satisfactory)	Grade C (Unsatisfactory)	Grade D (Very Unsatisfactory)
1	Factories	145	6	128	11	-
2	Bakeries	113	5	99	9	-
3	Hotel & Restaurants	466	8	404	53	1
4	Tea & Coffee Boutiques	266	2	238	26	-
5	Super Market	200	9	187	4	-
6	Grocery Stores	2,148	16	1,539	589	4
7	Others	253	-	247	6	-
	<b>Total</b>	<b>3,591</b>	<b>46</b>	<b>2,842</b>	<b>698</b>	<b>5</b>

Source: RDHS Office, Jaffna

# COVID -19

**Covid - 19 Cases Report in Jaffna by MOH Areas - 2020, 2021 & 2022**

	MOH Area	2020	2021	2022												Total		
				January	February	March	April	May	June	July	August	September	October	November	December			
1	Velanai	5	661	22	27	5	1	-	-	-	-	-	-	-	-	-	-	55
2	Kayts	1	323	13	26	4	-	-	-	-	-	-	5	3	-	-	-	51
3	Karainagar	1	472	9	21	-	-	-	-	-	-	-	1	1	-	-	-	32
4	Jaffna MC	16	3,371	136	174	17	-	-	-	-	-	-	7	2	-	-	-	336
5	Nallur	10	1,581	92	105	4	-	-	-	-	-	1	2	1	-	-	-	205
6	Sandilipay	23	1,831	21	118	8	1	-	-	-	-	-	-	-	-	-	-	148
7	Chankanai	4	1,050	20	59	8	-	-	-	-	-	-	5	-	-	-	-	92
8	Tellippalai	35	923	21	79	4	2	-	-	-	-	-	7	-	-	-	-	113
9	Uduvil	64	1,641	32	59	3	-	-	-	-	-	-	-	-	-	-	-	94
10	Kopay	4	1,389	57	113	5	-	-	-	-	-	-	5	2	-	-	-	182
11	Chavakachcheri	1	2,142	70	222	23	-	-	-	-	-	7	9	1	-	-	-	332
12	Karaveddy	4	1,363	11	74	10	-	-	-	-	-	1	-	-	-	-	-	96
13	Point Pedro	7	1,819	38	98	8	-	-	-	-	-	2	-	1	-	-	-	147
14	Maruthankerny	-	229	8	9	-	-	-	-	-	-	1	-	-	-	-	-	18
	<b>Sub Total</b>	<b>175</b>	<b>18,795</b>	<b>550</b>	<b>1,184</b>	<b>99</b>	<b>4</b>	<b>-</b>	<b>-</b>	<b>-</b>	<b>-</b>	<b>12</b>	<b>41</b>	<b>11</b>	<b>-</b>	<b>-</b>	<b>-</b>	<b>1,901</b>
	Road Block - Other District	-	12	-	-	-	-	-	-	-	-	-	-	-	-	-	-	-
	<b>Total</b>	<b>175</b>	<b>18,807</b>	<b>550</b>	<b>1,184</b>	<b>99</b>	<b>4</b>	<b>-</b>	<b>-</b>	<b>-</b>	<b>-</b>	<b>12</b>	<b>41</b>	<b>11</b>	<b>-</b>	<b>-</b>	<b>-</b>	<b>1,901</b>



## Health Status and Health Services Provision Indicators in Jaffna District 2020- 2022

S.No.	Indicators	2020	2021	2022
	<b>Estimated Population of year as report of Medical Statistical Unit, Ministry of Health, Colombo</b>	<b>622,625</b>	<b>624,950</b>	<b>631,218</b>
1.1	No. of Live Births	8,534	8,790	8,329
1.2	<b>Crude Birth Rate (No. of live births per 1,000 population)</b>	<b>13.7</b>	<b>14.7</b>	<b>13.2</b>
1.3	No. of Deaths	43,19	5,674	5,916
1.4	<b>Crude Death Rate (No.of Deaths per 1,000 population)</b>	<b>6.9</b>	<b>9.1</b>	<b>9.8</b>
1.5	No. of Infant Deaths	78	71	71
1.6	<b>Infant Mortality Rate (No.of infant deaths per 1,000 live births)</b>	<b>9.1</b>	<b>8.1</b>	<b>8.5</b>
1.7	No. of deaths of children (1-5) years	12	30	26
1.8	<b>Child Mortality Rate (No. of deaths of children (1-5 yrs) (Per 1000 children of the same age)</b>	<b>0.4</b>	<b>1.0</b>	<b>0.9</b>
1.9	No. of Maternal Deaths	4	14	8
1:10	<b>Maternal Mortality Rate (No.of Maternl deaths 100,000 live births)</b>	<b>46.9</b>	<b>159.3</b>	<b>96.1</b>
	<b>HEALTH MANPOWER</b>			
2.1	No.of Medical Officers	503	510	599
	No.per 100,000 Population	<b>80.8</b>	<b>81.6</b>	<b>94.9</b>
2.2	No.of Dental Surgeon -	45	50	51
	No.per 100,000 Population	<b>7.2</b>	<b>8.0</b>	<b>8.1</b>
2.2	No.of Nurses -	830	868	942
	No.per 100,000 Population	<b>133.3</b>	<b>138.9</b>	<b>149.2</b>
2.3	No.of Pharmacists-	59	66	64
	No.per 100,000 Population	<b>9.5</b>	<b>10.6</b>	<b>10.1</b>
2.4	No.of M.L.T.-	58	57	62
	No.per 100,000 Population	<b>9.3</b>	<b>9.1</b>	<b>9.8</b>
2.5	No.of Public Health Midwives	228	245	245
	No.per 100,000 Population	<b>36.6</b>	<b>39.2</b>	<b>38.8</b>
2.6	No.of Public Health Inspectors	64	62	74
	No.per 100,000 Population	<b>10.9</b>	<b>9.9</b>	<b>11.7</b>
2.7	No.of Public Health Nursing Sisters	2	3	3
	No.per 100,000 Population	<b>0.3</b>	<b>0.5</b>	<b>0.5</b>

S.No.	Indicators	2020	2021	2022
<b>HEALTH FACILITIES</b>				
3.1	<b>No.of Hospital Beds</b>	2,903	2,992	2,919
	No.per 1,000 Population	4.7	4.8	4.6
3.2	<b>No.of Maternity Beds</b>	404	399	392
	No.per 1,000 Population	0.7	0.6	0.6
3.3	<b>Inpatients total No of discharges</b>	191,861	172,573	236,884
	No.of discharges per bed	66.1	57.7	81.2
3.4	<b>Bed Occupancy Rate</b>	46.6	41.7	53.3
3.5	<b>No.of Hospital Deaths -</b>	1,693	2,115	2,248
	No.per 1,000 inpatient discharges	8.82	12.20	9.50
<b>COMMUNITY HEALTH</b>				
4.1	<b>Percentage of Notified cases investigated</b>			
	No. notified	3,732	1,363	5,165
	No.of Investigated	3,727	1,322	5,027
	% of Investigated	99.9	97.0	
4.2	<b>Percentage of Households with adequate latrine facilities</b>			
	Rural	88.0	91.0	94.0
	Urban	91.3	92.0	91.0
	Estate	-	-	-
4.3	<b>Percentage of Households with availability of safe water</b>			
	Rural	37.0	36.0	40.0
	Urban	60.7	61.0	61.0
	Estate	-	-	-
4.4	<b>Food Establishments -</b>			
	Total Number	3,284	3,706	3,591
	Number inspected	3,284	3,472	3,591
	% of total	100	93	100
<b>Performance of MCH Indicator</b>				
5.1	<b>Preg. women protect. with tetanus toxoid</b>			
	No.of Delivered women	7,878	7,987	7,578
	Total no of Pregnant mothers protected TT at the time of delivery	7,861	7,940	7,578
	<b>% Protected</b>	<b>99.7</b>	<b>99.4</b>	<b>99.8</b>

S.No.	Indicators	2020	2021	2022
<b>5.2</b>	<b>Pregnant Women Registered :</b>			
	Pregnant Mothers Registered by PHMM	9,470	9,372	8,968
	Estimated Total Pregnancies	10,041	11,267	9,790
	<b>% registered</b>	<b>94.3</b>	<b>88.5</b>	<b>99.8</b>
	Pregnant Mothers Registered at			
	< 8 weeks	8,351	8,325	7,797
	8 - 12 weeks	726	684	753
	> 12 weeks	393	363	420
	No of Teenage Pregnant Mothers (< 20 years)	357	311	308
	<b>% of Teenage Pregnancies</b>	<b>3.8</b>	<b>3.3</b>	<b>3.4</b>
	No of Prime Mothers	3,429	3,436	3,493
	<b>% of Prime Mothers</b>	<b>36.2</b>	<b>36.7</b>	<b>38.9</b>
<b>5.3</b>	<b>Pregnant women receiving clinic care</b>			
	Number of first visits	9,078	8,668	8,233
	Total no of registered pregnancies	9,470	9,372	8,968
	<b>% attending clinic</b>	<b>95.86</b>	<b>92.5</b>	<b>91.8</b>
	Pregnant mothers protected with Rubella	9,435	9,299	8,898
	Total no of Pregnant mothers tested for VDRL ( at the time of delivery)	7,837	7,915	7,505
	Total no of Pregnant mothers blood group tested ( at the time of delivery)	7,867	7,944	7,560
<b>5.4</b>	<b>Ante Natal Care</b>			
	No of Pregnant mothers with BMI < 18.5	1,148	1,089	1,097
	<b>% of Pregnant mothers with BMI&lt;18.5 at first list</b>	<b>14.2</b>	<b>13.4</b>	<b>14.2</b>
	No of mothers tested for haemoglobin	7,802	7,802	7,379
	No of pregnant mothers with moderate anaemia (Hb< 11g/dl)	2,749	2,302	1,755
	No. of pregnant mothers with severe anaemia (Hb< 7g/dl)	12	9	25
<b>5.5</b>	<b>Deliveries</b>			
	All deliveries reported by PHM (field & Institution)	7,887	7,993	7,578
	No of Home Deliveries	5	6	7
	No.of home deliveries conducted by trained personnel	5	2	1
	No.of deliveries conducted by trained personalas	7,887	7,993	7,572
	<b>% conducted by trained personnel</b>	<b>100</b>	<b>99.9</b>	<b>99.9</b>
<b>5.6</b>	<b>Postnatal care</b>			
	No. of mothers receving Post Natal care (1st visit) within 10days	7,668	7,737	7,279
	No. of delivery (registered by PHM)	7,878	7,987	7,578
	<b>% of mothers Postnatal care atleast one postpartam with in 10 days</b>	<b>97.3</b>	<b>96.8</b>	<b>81.9</b>

S.No.	Indicators	2020	2021	2022
	<b>HEALTH FACILITIES</b>			
<b>5.7</b>	<b>Infant Care</b>			
	No.of Live births in district (reported by PHM )	7,555	7,624	7,392
	No. Neonatal Deaths (Deaths during first 28 days of birth)	50	48	45
	Neonatal Mortality rate	<b>6.6</b>	<b>5.9</b>	<b>6.1</b>
	No of Post Neonatal deaths reported	28	23	36
	No of Perinatal deaths reported	82	101	78
	Infants receiving care at clinics at least once (1st visit)	4,393	6,054	6,895
	Infants under weight (< - 2 SD)	360	373	473
	<b>% of under weight</b>	<b>5.8</b>	<b>5.7</b>	<b>6.3</b>
	Infants under weight (< - 3 SD)	70	62	117
	<b>% of under weight</b>	<b>1.1</b>	<b>0.95</b>	<b>1.6</b>
<b>5.8</b>	<b>Pre School care</b>			
	<b>1 - 2 Years</b>			
	Number weighted	6,413	6,409	7,754
	Pre school with under weight (< - 2 SD)	627	636	791
	<b>% of Pre School with under weight</b>	<b>9.77</b>	<b>9.9</b>	<b>10.2</b>
	Pre school with under weight (< - 3 SD)	79	77	100
	<b>% of Pre School with under weight</b>	<b>1.2</b>	<b>1.2</b>	<b>1.3</b>
	<b>2 - 5 Years</b>			
	Number weighted	20,577	27,443	13,241
	Pre school with under weight (< -2 SD)	2,015	2,181	2,856
	<b>% of Pre School with under weight</b>	<b>9.8</b>	<b>23.8</b>	<b>21.6</b>
	Pre school with under weight (< - 3 SD)	243	258	3,397
	<b>% of Pre School with under weight</b>	<b>1.2</b>	<b>2.8</b>	<b>25.6</b>
<b>5.9</b>	<b>Family Planning - New Acceptors</b>			
	No.of new acceptors of permanent methods	1,205	560	686
	No. of current users of modern methods of F.P.	6,477	54,336	55,469
	No. of eligible couples	102,960	100,251	100,696
	<b>% of eligible couple using family planning Modern Method</b>	<b>51.7</b>	<b>54.2</b>	<b>55.1</b>
<b>6.0</b>	<b>School Health -</b>			
	School taken up for SMI.	456	348	456
	Total No. of schools	456	459	459
	<b>% of total taken up for SMI.</b>	<b>100.0</b>	<b>76.0</b>	<b>99.9</b>
<b>6.1</b>	<b>School Dental Health -</b>			
	No. of school children	39,196	36,944	37,643
	Screened by School Dental Therapist	9,470	15,190	18,212
	<b>% of Total No. to be screened</b>	<b>24.2</b>	<b>41.1</b>	<b>48.4</b>
<b>7</b>	<b>SPECIALISED CAMPAIGNS</b>			
<b>7.1</b>	<b>Malaria</b>			
	No. of slides examined	43,704	23,461	28,801
	No. of slides positive for Malaria	0	2	7
	No. of slides positive for Pf.	0	2	6
	No. of slides positive for Pv.	0	0	1
	No. of houses sprayed	0	95	110
	No. of cases of Malaria	0	2	7
	No. of deaths	0	0	0

S.No.	Indicators	2020	2021	2022
<b>7.2</b>	<b>TUBERCULOSIS</b>			
	No.of Sputum Examined	7,649	2,266	10,433
	No.of New positive cases	90	55	93
	No. of new cases registered	201	55	204
	Total cases under treatment	218	201	221
	Sputum pulmmonary possitive cases	100	86	104
	Sputum pulmmonary negative cases	28	39	45
	Extrapulmonary	90	76	72
	No. of deaths	1	4	5
	No.of completed treatment ( last six month)	73	138	60
	No.of defaulters	2	0	4
	Defaulter rate	0.0091	-	0.0180
<b>7.3</b>	<b>FILARIASIS</b>			
	No. of persons examined	0	0	0
	No. of positive	0	0	0
	Total attendance at Clinic	0	0	0
<b>7.4</b>	<b>LEPROSY</b>			
	No. of new cases detected	18	11	20
	No. of new cases registered	17	11	20
	Total cases under treatment	17	26	20
	No.of death due to Leprosy	0	0	0
	No of cases completed treatment	27	17	25
<b>7.5</b>	<b>S.T.D.</b>			
	No of VDRL test conducted	15,348	11,912	10,190
	No of VDRL positive	38	55	42
	No of TPPA positive	32	51	29
	No. of HIV screening test conducted	16,013	11,293	8,717
	No of cases ELISA positive	9	7	4
	No. of HIV cases confirmed positive	7	7	3
	No. of HIV positive deaths (AIDS)	0	1	0
	No of syphilis cases	28	26	29
	No of Gonorrhoea case	12	13	38
	No of non Gonococcal cases	8	13	11
	No of cases with Chlamydia infection	1	0	0
	No of cases with Genital herpes	19	16	43
	No of cases with Genital warts	38	44	38
	No of cases with Chancroid	0	0	0
	No of cases with other venereal diseases	7	8	10
	No of cases with venereal diseases	147	28	204
	No of cases with non venereal diseases	85	57	60
	Total No of Cases for the Year		204	268

## Achievements - 2022

### **Source of Fund: - PSSP**

1. Construction of OPD Block PMCU Inuvil- Stage 2
2. Construction of Mortuary Body management BH Pointpedro- Stage 2
3. Construction of Ambulance Garage BH Kayts Stage 2
4. Construction of Ambulance Garage BH Chavakachcheri Stage 2
5. Construction of OPD for PMCU, KKS PMCU Kankesanthurai- Stage 2
6. Construction of Male & Female Ward DH Varany - Stage 2
7. Construction of Labour room with tube well & pipe lining DH Varany - Stage 2
8. Construction of on Call Duty Room DH Tellippalai Stage 2
9. Provision, Installation, Commissioning & Maintenance of Lift BH Pointpedro
10. Cancer Clinic Improvements Works BH Tellippalai - Stage 2
11. Improvement Work to A& E Unit BH Chavakachcheri Stage 2
12. Water Supply Connection for A&E BH Pointpedro
13. Construction of Transformer Room DH Ilavalai
14. Construction of Thiriposha Store Myliddy
15. Construction of Staff Quarters DH Atchuvely
16. Advocacy & Awareness training Programme for public health staff and Stakeholders RDHS
17. Conducting Review Meeting RDHS Jaffna
18. Conducting Friendly Monthly Community Meeting PMCIs
19. Provision of Medical equipment All PMCIs, BHs
20. Provision of Furniture & Equipment PMCIs
21. Providing Computers & Hardware System for E - Health Facilities Selected PMCU
22. Construction of Security Hut at MOH Pointpedro
23. Construction of Generator Room at DH Gurunagar
24. Construction of Generator Room at DH Pandatharippu
25. Purchas of Generators (25 KVA) - DH Gurunagar, DH Pandatharippu
26. Provisions of Hospital Name Boards (Light/Plane) Selected PMCIs, MOHs
27. Completion of Study Hall for medical officers with library facilities - BH Tellippalai
28. Renovation of Psychiatric ward - BH Tellippalai
29. Renovation of Covid ward - BH Chavakachcheri
30. Purchase of Fork Lift at RMSD, Pannai
31. Kitchen Improvement Works - Gurunagar
32. Sputum Booth for Base Hospitals and DH Chankanai
33. Improvement work of Identified Sewerage Lines - BH Pointpedro
34. Purchase 50KVA Generators for MOH Uduvil, MOH Maruthankerny
35. Purchase of Fuel for RDHS Division, Jaffna
36. Vehicle Repair for RDHS Division, Jaffna
37. Purchase of Essential Medicine at RDHS Division, Jaffna
38. Maintenance of Medical Equipment for RDHS Division, Jaffna
39. Purchase of Infrastructure Equipment at RDHS Division, Jaffna
40. Printing Annual Health Statistical Handbook of RDHS Jaffna
41. Construction of Generator Room at BH Chavakachcheri
42. Renovation of Covid Ward at BH Tellippalai
43. Improvement Work for Lap at Chest Clinic, Jaffna
44. Construction of 140mm Tube Well at GHC Thumbalai
45. Purchase of Generator 15KVA at DH Kodikamam
46. Urgent Improvement Work at A&E Unit at BH Chavakachcheri
47. Repair and Renovation of GHC Buildings at GHC Kudathanai, GHC Sempiyappattu
48. Purchase of Reagent for NCD Screening of all PMCIs, RDHS Division, Jaffna

**STAFF IN POSITION AS ON 31.12.2022 - Jaffna**

S.No	Category of Staff	Jaffna					Vacancies
		Approved Cadre	Permanent	Acting	Contract	Casual	
<b>Sri Lanka Medical Service</b>							
1	Reg. Director of Health Services	1	1	-	-	-	0
2	Deputy RDHS	1	1	-	-	-	0
3	Medical Superintendent (Administrator)	4	2	1	-	-	2
4	Medical Consultant	45	15	-	-	-	30
5	Medical Consultant (Psychiatrist)	2	0	-	-	-	2
<b>Sub Total</b>		<b>53</b>	<b>19</b>	<b>-</b>	<b>-</b>	<b>-</b>	<b>34</b>
6	Medical Officer - Relief	2	-	-	-	-	2
7	Medical Officer - Planning	2	1	1	-	-	1
8	Medical Officer - RE	2	1	-	-	-	1
9	Medical Officer - MCH	2	0	1	-	-	2
10	Medical Officer - NCD	1	0	1	-	-	1
11	Medical Officer - MH	1	1	-	-	-	0
12	Medical Officer - DTCO	1	1	-	-	-	0
13	Medical Officer - STD	2	2	-	-	-	0
14	Medical Officer - School Medical	1	1	-	-	-	0
15	Medical Officer - RTC	1	1	-	-	-	0
16	Medical Officer - AMC	1	1	1	-	-	0
17	Medical Officer - MOH /AMOH	25	22	-	-	-	3
18	Medical Officer	242	244	-	-	-	-2
<b>Sub Total</b>		<b>283</b>	<b>275</b>	<b>4</b>	<b>0</b>	<b>0</b>	<b>8</b>
<b>Sri Lanka Dental Service</b>							
19	Consultant Dental Surgeon	1	0	-	-	-	1
20	Regional Dental Surgeon	1	1	-	-	-	0
21	Dental Surgeon	36	34	-	-	-	2
22	Dental Surgeon - Relief	2	2	-	-	-	0
<b>Sri Lanka Accountant Services</b>							
23	Accountant	1	1	-	-	-	0
<b>Bio Medical Engineering Service</b>							
24	Bio Medical Engineer	2	1	-	-	-	1
<b>Sri Lanka Scientific Service</b>							
25	Entomologist	1	1	-	-	-	0
26	Physicist	2	0	-	-	-	2
27	Regional Malaria Officer	1	0	-	-	-	1
<b>Assistant Medical Service</b>							
28	RMO/AMO	12	6	-	-	-	6
<b>Sub Total</b>		<b>59</b>	<b>46</b>	<b>0</b>	<b>0</b>	<b>0</b>	<b>13</b>

S.No	Category of Staff	Jaffna					
		Approved Cadre	Permanent	Acting	Contract	Casual	Vacancies
<b>Nursing Service</b>							
29	Matron	10	8	-	-	-	2
30	Ward Sister	38	31	-	-	-	7
31	Nursing Officer	366	305	-	-	-	61
32	RSPHNO	1	0	-	-	-	1
33	Public Health Nursing Tutor	1	0	-	-	-	1
34	Public Health Nursing Sister	11	3	-	-	-	8
<b>Sub Total</b>		<b>427</b>	<b>347</b>	<b>0</b>	<b>0</b>	<b>0</b>	<b>80</b>
<b>Professional Supplementary to Medicine</b>							
35	Divisional Pharmacist	1	1	-	-	-	0
36	Pharmacist (Special)	1	0	-	-	-	1
37	Pharmacist	34	30	-	-	-	4
38	Medical Lab Technologist	19	16	-	-	-	3
39	Physiotherapist	9	9	-	-	-	0
40	Radiographer	10	6	-	-	-	4
41	Radiotherapist	3	0	-	-	-	3
42	Ophthalmic Technologist	0	0	-	-	-	0
43	Occupational Therapist	5	2	-	-	-	3
<b>Sub Total</b>		<b>82</b>	<b>64</b>	<b>0</b>	<b>0</b>	<b>0</b>	<b>18</b>
<b>Para Medical Service</b>							
44	Public Health Inspector - Special	1	1	-	-	-	0
45	SPHI	11	11	-	-	-	0
46	Public Health Inspector	71	65	-	-	-	6
47	Tutor PHI	2	2	-	-	-	0
48	SPHM	15	7	-	-	-	8
49	Midwife-Field	191	201	-	-	-	59
50	Midwife-Hospital	69		-	-	-	
51	School Dental Therapist - Special	1	1	-	-	-	0
52	School Dental Therapist	12	7	-	-	-	5
53	Entomological Assistant	5	4	-	-	-	1
54	Ophthalmic Assistant	2	2	-	-	-	0
55	Food & Drug Inspector	2	2	-	-	-	0
56	ECG Recordist	4	1	-	-	-	3
57	PHLT	8	8	-	-	-	0
<b>Sub Total</b>		<b>394</b>	<b>312</b>	<b>0</b>	<b>0</b>	<b>0</b>	<b>82</b>

S.No	Category of Staff	Jaffna					Vacancies
		Approved Cadre	Permanent	Acting	Contract	Casual	
<b>Sri Lankan Technical Service</b>							
58	Forman (Bio Medical)	1	0	-	-	-	1
59	Bio Medical Technician	4	4	-	-	-	0
60	Dispenser	76	65	-	-	-	11
61	Public Health Field Officer	14	12	-	-	-	2
62	Technical Officer (Civil)	3	3	-	-	-	0
<b>Sub Total</b>		<b>98</b>	<b>84</b>	<b>0</b>	<b>0</b>	<b>0</b>	<b>14</b>
<b>Sri Lankan ICT Service</b>							
63	ICT Officer	1	0	-	-	-	1
64	ICT Assisant	1	1	-	-	-	0
<b>Sub Total</b>		<b>2</b>	<b>1</b>	<b>0</b>	<b>0</b>	<b>0</b>	<b>1</b>
<b>Development Officer Service</b>							
65	Development Officer	89	122	-	-	-	-33
<b>Sub Total</b>		<b>89</b>	<b>122</b>	<b>0</b>	<b>0</b>	<b>0</b>	<b>-33</b>
<b>Departmental Service</b>							
66	Health Education Officer	2	1	-	-	-	1
67	Psychologist	1	0	-	-	-	1
68	Nutritionist	1	0	-	-	-	1
69	Psychiatric Social Worker	3	1	-	-	-	2
70	Medical Supplies Assistant	2	1	-	-	-	1
71	Vaccinator	3	2	-	-	-	1
72	Plant Supervisor	2	2	-	-	-	0
73	Diet Stewards	4	3	-	-	-	1
74	Clinical Psychologist	2	0	-	-	-	2
75	House Warden	3	1	-	-	-	2
76	Ward Clerk	6	3	-	-	-	3
<b>Sub Total</b>		<b>29</b>	<b>14</b>	<b>0</b>	<b>0</b>	<b>0</b>	<b>15</b>
<b>Provincial PMSO Service</b>							
77	Administrative Officer	5	4	-	-	-	1
78	PMSO	64	56	-	-	-	8
<b>Sub Total</b>		<b>69</b>	<b>60</b>	<b>0</b>	<b>0</b>	<b>0</b>	<b>9</b>
<b>Provincial Driver Service</b>							
79	Driver	74	73	-	-	-	1
<b>Sub Total</b>		<b>74</b>	<b>73</b>	<b>0</b>	<b>0</b>	<b>0</b>	<b>1</b>

S.No	Category of Staff	Jaffna					Vacancies
		Approved Cadre	Permanent	Acting	Contract	Casual	
<b>Minor Staff</b>							
80	Cinema Operator	1	0	-	-	-	1
81	Electrician	3	0	-	-	-	3
82	Boat man	2	3	-	-	-	-1
83	Carpenter	2	2	-	-	-	0
84	Mason	1	0	-	-	-	1
85	Cook	17	8	-	-	-	9
86	Hospital Overseer	13	2	-	-	-	11
87	Attendant	388	308	-	-	-	80
88	Community Health Worker	225	225	-	-	-	0
89	Lab Orderly	6	3	-	-	-	3
90	Plumber/Pump Machine Operator	4	2	-	-	-	2
91	Pump Operator	4	6	-	-	-	-2
92	Seamstress	4	2	-	-	-	2
93	Telephone Operator	13	14	-	-	-	-1
94	KKS	11	5	-	-	-	6
95	Lift Operator	1	2	-	-	-	-1
96	Spray Machine Operator	25	12	-	-	-	13
97	Watcher	52	17	-	-	-	35
98	Saukyaya Karyaya Sahayaka (Ordinary)	265	88	-	-	-	177
99	Saukyaya Karyaya Sahayaka (Junior)	396	93	-	-	-	303
100	School Dental Labourer	0	7	-	-	-	-7
101	Spray Machine Operator (Personal to Holder)	10	10	-	-	-	0
<b>Sub Total</b>		<b>1443</b>	<b>809</b>	<b>0</b>	<b>0</b>	<b>0</b>	<b>634</b>
<b>GRAND TOTAL</b>		<b>3102</b>	<b>2226</b>	<b>4</b>	<b>0</b>	<b>0</b>	<b>876</b>

* Re-employment + Casual + Contract + Temporary	
---	--

## PSSP Screening Activities (NCD) in Jaffna District -as at 31 Dec 2022

NO	Hospitals (PMCI)s	Variable Year	Total Population	Age Over 35 Population	Minimum Target (25%)	Screening No at 31 Dec 2022	Regist on Online (Hims) at 31 Dec 2022
1	DH Kopay	2019	16,080	8,499	2,125	4,580	1,722
2	DH Atchuvvely	2019	18,932	9,178	2,295	4,801	3,990
3	DH Varany	2020	9,183	4,270	1,068	2,549	2,538
4	DH Chankanai	2020	16,872	8,221	2,056	2,490	2,490
5	DH Manipay	2020	27,628	13,623	3,406	5,022	5,131
6	DH Karaveddy	2020	22,093	11,389	2,848	6,787	4,704
7	DH Vaddukoddai	2021	12,748	5,619	1,405	2,185	433
8	DH Gurunagar	2021	52,094	27,045	6,762	2,594	2,551
9	DH Maruthankerny	2021	6,473	4,402	1,101	767	638
10	DH Pandatharippu	2021	18,034	8,767	2,192	4,374	4,831
11	PMCU Chunnakam	2021	10,301	6,121	1,531	585	538
12	PMCU Punnalaikadduvan	2021	11,424	6,037	1,510	178	244
13	PMCU Vaddukoddai	2021	11,815	5,860	1,465	866	756
14	PMCU Urumpirai	2021	15,491	7,620	1,905	2,146	272
15	PMCU Uduvil	2022	13,675	8,017	2,005	485	395
16	DH Valvettithurai	2022	24,952	11,698	2,925	1,810	1,494
17	DH Alaveddy	2022	18,680	9,622	2,406	835	207
18	DH Velanai	2022	8,570	3,779	945	825	122
19	DH Mandaitivu	2022	1,599	735	750	206	24
20	DH Ilavalai	2022	5,672	2,904	750	1,132	735
21	DH Kondavil	2022	19,120	9,746	2,437	900	5
22	PMCU Inuvil	2022	10,918	6,345	1,587	440	61
23	PMCU Puttur	2022	19,107	7,615	1,904	628	0
24	PMCU Tholpuram	2022	16,680	7,342	1,836	279	0
25	PMCU Kokuvil	2022	23,322	12,685	3,172	881	96
26	PMCU Kurumpaciddy	2022	4,376	2,067	750	93	0

## Progress Report up to 31.12.2022

**Sector: Health -RDHS**  
**District: Jaffna**

S.No	Name of Project	Allocation (Rs.)	Expenditure (Rs.)
1	PSDG	-	-
2	CBG	-	-
3	PSSP	-	
4	Line Ministry	165,000,000.00	163,258,280.81
5	MSD	-	-
	other	-	-
<b>Grant Total</b>		<b>165,000,000.00</b>	<b>163,258,280.81</b>

Source: FRM Unit, RDHS Office, Jaffna

**SUMMARY RECURRENT EXPENDITURE-2022**

**RDHS OFFICE JAFFNA**

HEAD	PROGRAMME	PROJECT	PROGRAMME TITLE	ALLOCATION		EXPENDITURE		%	
				2021	2022	2021	2022	2021	2022
450	70	4	Regional Administration & Staff	136,806,830.00	189,315,940.00	121,724,838.20	177,583,705.10	89.0	93.8
450	71	5	Patient Care Service	1,749,187,898.00	2,107,240,680.00	1,551,097,236.70	2,082,614,768.58	88.7	98.8
450	72	8	Community Health Service	362,553,679.00	439,105,946.00	319,536,306.61	436,872,551.19	88.1	99.5
450	71	6	Cancer Unit	101,148,070.00	131,020,850.00	78,071,232.55	130,437,947.43	77.2	99.6
450	9	3	RTC	7,954,280.00	8,442,500.00	5,934,924.36	8,442,500.00	74.6	100.0
Grand Total				2,357,650,757.00	2,875,125,916.00	2,076,364,538.42	2,835,951,472.30	88.1	98.6

Source: FRM Unit, RDHS Office , Jaffna

**RDHS OFFICE - JAFFNA - 2022**

**ALLOCATION**

Object Code	1001-1006	1101- 1102	1201-1206	1301-1303	1401-1405	1506	1701-1703
Programme	Personal Emoluments	Travelling Expenses	Supplies	Maintenance Expenditure	Contractual Services	Other Expenditure	Subsides & Other Expenditure
	2022	2022	2022	2022	2022	2022	2022
ALL ALLOCATION	2,497,188,870.00	15,468,000.00	160,870,046.00	58,754,200.00	135,854,600.00	6,453,700.00	536,500.00

**RDHS OFFICE JAFFNA - 2022**

**EXPENDITURE**

Object Code	1001-1003	1101- 1102	1201-1206	1301-1303	1401-1405	1506	1701-1703
Programme	Personal Emoluments	Travelling Expenses	Supplies	Maintenance Expenditure	Contractual Services	Other Expenditure	Subsides & Other Expenditure
	2022	2022	2022	2022	2022	2022	2022
RDHS [70-4]	131,640,945.46	3,868,000.00	17,813,210.55	13,067,119.20	10,331,568.89	726,500.00	136,361.00
All Hospitals [71-5]	1,833,976,520.93	5,649,007.07	104,484,684.68	31,730,351.52	102,993,632.28	3,771,200.00	9,372.00
MOHH [72-8]	404,552,058.77	4,499,999.99	17,250,798.89	4,492,560.69	4,285,132.75	1,740,000.00	50,000.00
Cancer [71-6]	118,619,921.33	250,000.00	6,848,691.25	1,519,637.23	2,800,000.00	199,697.62	200,000.00
RTC [9-3]	6,070,000.00	250,000.00	932,500.00	349,999.97	749,999.00	-	89,948.90
<b>Total Expenditure</b>	<b>2,494,859,446.49</b>	<b>14,517,007.06</b>	<b>147,329,885.37</b>	<b>51,159,668.61</b>	<b>121,160,332.92</b>	<b>6,437,397.62</b>	<b>485,681.90</b>

Source: FRM Unit, RDHS Office , Jaffna

## Telephone Directory - 2023 RDHS Division - Jaffna

Name of the Institution: -

Address: -

DS Division: -

Regional Directorate of Health Services, Jaffna

572 / 3, Hospital Road, Jaffna.

Jaffna

GN Division: - J/81 (Fort)

Telephone No. General:- 021-222 2278, 021 222 4557, Fax:- 021-222 9971, email :- rdhsjaffna15@gmail.com

Designation & Name	Direct Phone	General & Fax	Mobile Phone	email Address
Regional Director of Health Services <b>Dr.A.Ketheswaran</b>	021 222 3725	General No:- 021-2222278 Fax:- 021-2229971 email :- rdhsjaffna15@gmail.com	077 6043848	rdhsjaffna15@gmail.com
Deputy Regional Director of Health Services <b>Dr.M.Umashankar</b>	021 222 1815		077 7286188	iysuma@yahoo.com
Consultant Community Physician - Regional Epidemiologist	021 221 7278		-	rejaffna@yahoo.com
Regional Epidemiologist I <b>Dr.Mrs.G.Tharany</b>	021 221 7278		077 7348676	rejaffna@yahoo.com
Regional Epidemiologist II <b>Dr.J.Emil Sugirtharaj</b>	021 221 7278		077 2223132	rejaffna@yahoo.com
MO / Planning, Planning Unit <b>Dr.Mrs.Y.Anusha</b>	021 222 8968		077 6263826	jaffnaplanning@gmail.com
MO / Non-Communicable Disease (NCD) I <b>Dr.T.Kunathasan</b>	021 221 7278		077 7570287	moncdjaffna@gmail.com
MO / Non-Communicable Disease (NCD) II <b>Dr.K.Ilangoanaiar</b>	021 221 7278		077 8474751	moncdjaffna@gmail.com
MO / Mother and Child Health (MCH) <b>Dr.V.Inthujjan</b>	021 222 3662		077 2419783	momchjaffna@gmail.com
MO/Health Informatics <b>Dr.T.Shayshananth</b>	021 221 7278		077 6106603	hiujaffna@jaffna.com
MO / Environmental & Occupational Health <b>Dr.N.N.Kamalaranjan</b>	021 221 7278		077 3906790	moncdjaffna@gmail.com
MO / Mental Health <b>Dr.Mr.A.Vinotha</b>	021 222 3911		077 7283757	mhujaaffna@gmail.com
MO / Quality <b>Dr.S.A.Surenutha</b>	021 222 8968		077 5566783	jaffnaplanning@gmail.com

Designation & Name	Direct Phone	General & Fax	Mobile Phone	email Address
Regional Dental Surgeon <b>Dr.S.Kirubakaran</b>	021 222 3911		077 3417528	kirupusella@gmail.com
Accountant <b>Mrs.S.Sripriya</b>	021 222 6253		077 4335586	accountant_rdhs@yahoo.com
Accountant II <b>Mr.S.Srivimalakanthan</b>	021 221 4966		077 2856425	accountant_rdhs@yahoo.com
District Entomologist -	-		-	entomologistjaffna@gmail.com
Administrative Officer <b>Mrs.J.Ahilan</b>	021 222 9972		077 1258022	rdhshrm06@gmail.com
Divisional Pharmacist <b>Mrs.S.Thevananthini</b>	021 221 3939		077 4650679	dpjaffna@gmail.com
Supervising Public Health Inspector - District <b>Mr.T.Clintus</b>	-	General No:- 021-2222278 Fax:- 021-2229971 email :- rdhsjaffna15@gmail.com	077 6168775	tcintus@gmail.com
Supervising School Dental Therapist <b>Mrs.U.Nanthini</b>	-		077 6020890	nanthiniuthayan2020@gmail.com
RSPHNO -	021 222 3662			momchjaffna@gmail.com
Health Educational Officer <b>Mrs.S.Sivakumary</b>	-		077 4118934	sivakumaryheo@gmail.com
Chief Management Service Officer <b>Mrs.R.Robina Udhayanthy</b>	021 221 1378		077 7145188	rdhsgeneralassistant@gmail.com
Food & Drug Inspector <b>Mr.S.Thayaparan</b>	-		077 0459118	thaya1565@gmail.com
Food & Drug Inspector <b>Mr.N.Kajendran</b>	-		077 0782411	nkajendran5@gmail.com
PHI - Rabies Control <b>Mr.T.Thavaneerajan</b>	-		077 3630104	neerajan93@gmail.com

## Other Institutes - RDHS Division, Jaffna

Designation & Name	Phone	Fax	Mobile Phone	email Address
RMO / Anti Malaria Campaign <b>Dr.K.Sathiyendran</b>	021 222 7924		077 7873240	rmoamcjaffna@yahoo.com
School Medical Officer <b>Dr.M.Janahan</b>	021 222 4930		077 3601428	smojaffna1@gmail.com
MO / Sexual Transmitt Disease (SDT Clinic) <b>Dr.A.Rohan</b>	021 221 7756		071 4449133	sdtjaffna@gmail.com
MO / Chest Clinic <b>Dr.R.Manivasakan</b>	021 222 2494		077 4933976	dtcojfa@gmail.com
Bio Medical Engineer <b>Mr.M.Thanugaian</b>	021 222 1136		076 5341373	bmeu.jaffna@gmail.com
MO / Regional Training Centre, Jaffna <b>Dr.A.aritharan</b>	021 222 9976		070 4076285	rtcjaffna2016@gmail.com
Incharge / Regional Medical Supply Division <b>Mr.S.Vimalraj</b>	021 222 9617		077 4552208	rmsdjaffna@yahoo.com
Incharge / Mathavam (Centre for Neuro-Developmental Disorders) <b>Dr.(Ms).Tharmila</b>	021 221 2662		077 2516337	mathavam.jfn@gmail.com Web:- www.mathavam.org
Incharge / Kuruntham (Alcohol rehabilitation Centre) <b>Dr.(Mrs).A.Vinotha</b>	021 227 1150		077 7283757	
Incharge / Kudil (Mental Health Intermediary Care Unit or Residential Rehabilitation Facility for the Mentally Ill) <b>Dr.T.Vahini</b>	021 222 4822 021 321 1250		077 7066989	
Dental Surgeon / Adolescent Dental Clinic, J/Hindu College <b>Dr.M.Kumaralogini</b>	-		077 6685090	
Dental Surgeon / Adolescent Dental Clinic, J/St.Jonhs College <b>Dr.K.Kavithambiga</b>	-		077 6226091	

### Base Hospitals - RDHS Division, Jaffna

Designation & Name	Telephone	General & Fax	Mobile Phone	email Address
Medical Superintend - Base Hospital, Tellippalai <b>Dr.E.Devanesan</b>	021 205 9228	021 205 9227 Fax - 021 205 9228	077 3608833	b.h.tellippalai@gmail.com
Cancer Unit, BH Tellippalai <b>Dr.E.Devanesan</b>	021 205 9228	021 205 9290	077 3608833	
Medical Superintend - Base Hospital, Point Pedro <b>Dr.(Mrs).M.Dayalini</b>	021 226 3262	021 226 3261 021 226 3262 Fax - 021 226 3262	077 3053236	bhpointpedroplanningunit@gmail.com
Medical Superintend - Base Hospital, Chavakachcheri <b>Dr.S.Kumaravel</b>	021 227 0032	021 227 0661 021 227 0662 Fax - 021 227 0032	077 6508517	bhchava24@yahoo.com
Medical Superintend - Base Hospital, Kayts <b>Dr.(Mrs).S.Tishany</b>	021 221 1662	021 221 1666 Fax - 021 221 1662	077 1300442	kaytshospital@gmail.com

### Divisional Hospitals - RDHS Division, Jaffna

Designation & Name	Telephone	Fax	Mobile Phone	email Address
DMO - DH Ampan <b>Dr.(Mrs).C.Manonmany</b>	021 320 7156		077 8460047	dhc.ampan@gmail.com
DMO - DH Alaveddy <b>Dr.N.Raveendran</b>	021 224 2060		077 6983790	dhalaveddy@gmail.com
DMO - DH Analaitivu <b>Dr.T.Methulan</b>	021 321 3584		077 2190661	dh.analaitivu@gmail.com
DMO - DH Atchuvvely <b>Dr.B.Thinaharan</b>	021 205 8047		077 3946557	dhatchuvvely@gmail.com
DMO - DH Chankanai <b>Dr.T.Gayathri</b>	021 225 0079		077 2336208	dhchankanai@gmail.com
DMO - DH Delft <b>Dr.Thajishayan</b>	021 221 5220		077 9261522	divisionalhospital.delft@gmail.com

Designation & Name	Telephone	Fax	Mobile Phone	email Address
DMO - DH Gurunagar <b>Dr.K.Kulanayagam</b>	021 222 0678		077 8052520	dhgurunagar@gmail.com
DMO - DH Karainagar <b>Dr.K.Senthooran</b>	021 221 1745		077 2265387	dhkarainagar@gmail.com
DMO - DH Karaveddy <b>Dr.(Mrs).S.Sooriga</b>	021 226 4608		077 3590057	divisionalhospitalkvd@gmail.com
DMO - DH Kodikamam <b>Dr.S.Prasanna</b>	021 205 0121		077 4439487	dhkodikamam1@gmail.com
DMO - DH Kopay <b>Dr.S.Sivakonesan</b>	021 223 0070		077 1128218	jdhkopay@gmail.com
DMO - DH Kondavil <b>Dr.S.Thilakrajkumar</b>	021 205 3701		077 7804865	dh.kondavil@gmail.com
DMO - DH Manipay <b>Dr.A.Kanhanesan</b>	021 225 5960		077 7448679	dhmanipay@gmail.com
DMO - DH Maruthankerny <b>Dr.E.W.R.S.S.B.Udupamunuwa</b>	021 320 5796		070 2602888	dhmaruthankerny@gmail.com
DMO - DH Mandaithivu <b>Dr.V.Luxman</b>	021 300 1231		077 7448294	dh.mandaitivu@gmail.com
DMO - DH Nainativu <b>Dr.S.M.D.P.A.Senarathne</b>	021 321 3583		077 2931157	dh.nainativu@gmail.com
DMO - DH Pandetharippu <b>Dr.V.Suthakaran</b>	021 321 3585		077 0712340	dh.pandatharippu@gmail.com
DMO - DH Pungudutivu <b>Dr.Gomida Jayasingghe</b>	021 320 5759		077 8081118	dhpungudutivu2020@gmail.com
DMO - DH Ilavalai <b>Dr.(Ms).B.Jeyanthini</b>	021 221 1937		076 6536394	dhilavalaijaffna@gmail.com
DMO - DH Vaddukoddai <b>Dr.S.Senthooran</b>	021 225 1572		077 3039428	vaddukoddai.dh@gmail.com
DMO - DH Valvettithurai <b>Dr.V.Kamalanathan</b>	021 226 3530		077 3754368	divisionalhospitalvvt@gmail.com
DMO - DH Varany <b>Dr.P.Atchuthan</b>	021 205 0804		077 3715915	varny.dh@gmail.com
DMO - DH Velanai <b>Dr.M.Kabilan</b>	021 221 1556		076 2929938	velanai.dh@gmail.com

### Primary Medical Care Unit - RDHS Division, Jaffna

Designation & Name	Direct Phone	Fax	Mobile Phone	email Address
MO (Incharge) - PMCU Chunnakam <b>Dr.B.A.T.B.Chandrasiri</b>	021 224 2061		070 3135609	pmcu.chunnakam@gmail.com
MO (Incharge) - PMCU Eluwaitivu <b>Dr.S.Tishany</b>	021 300 1228		077 1300442	pmcu.eluwaitivu@gmail.com
MO (Incharge) - PMCU Erlalai <b>Dr.S.Sivakumar</b>	021 205 9129		070 6775251	pmcu.erlalai@gmail.com
MO (Incharge) - PMCU Inuvil <b>Dr.(Mrs).K.Nadarajan</b>	021 224 1839		077 6601875	inuvil.pmcu@gmail.com
MO (Incharge) - PMCU Kaithady <b>Dr.(Ms).Banureka</b>	021 205 7107		076 1922221	pmcu.kaithady@gmail.com
MO (Incharge) - PMCU Kokuvil <b>Dr.N.J.Gnanasuthan</b>	021 221 2344		077 9491181	pmcu.kokuvil@gmail.com
MO (Incharge) - PMCU Kurumpasiddy <b>Dr.G.A.B.Jayarathne</b>	021 321 6572		071 5522585	pmcu.kurumpasiddy@gmail.com
MO (Incharge) - PMCU Mullian <b>Dr.E.W.R.S.S.B.Udupamunuwa</b>	021 320 3796		070 2602888	pmcu.mullian@gmail.com
MO (Incharge) - PMCU Point Pedro <b>Dr.(Mrs).T.Jeyasanthi</b>	021 226 1075		077 1973262	pmcu.pointpedro@gmail.com
MO (Incharge) - PMCU Punnalaikadduvan <b>Dr.Sarmila</b>	021 221 3703		076 7389345	pmcu.punnalaikadduvan@gmail.com
MO (Incharge) - PMCU Puttur <b>Dr.(Ms).R.Sobika</b>	021 205 8841		077 2216180	pmcu.puttur@gmail.com
MO (Incharge) - PMCU Thirunelvely <b>Dr.S.Varatharajah</b>	021 205 2204		075 6518695	pmcu.thirunelvely@gmail.com
MO (Incharge) - PMCU Tholpuram <b>Dr.V.Guruparan</b>	021 225 0733		077 0563046	pmcu.tholpuram@gmail.com
MO (Incharge) - PMCU Uduvil <b>Dr.Umapathisivan</b>	021 225 5247		077 0711499	pmcu.uduvil@gmail.com
MO (Incharge) - PMCU Urumpirai <b>Dr.S.Jenani</b>	021 223 1061		077 9699240	pmcu.urumpirai@gmail.com
MO (Incharge) - PMCU Vaddukoddai <b>Dr.R.Arinsikai</b>	021 225 0808		077 4598460	pmcu.vaddukoddai@gmail.com

**MOH Offices - RDHS Division, Jaffna**

Designation & Name	Direct Phone	Mobile Phone	email Address
MOH - Chankanai <b>Dr.Y.Yathunathanan</b>	021 225 0732	077 3164617	mohchankanai@gmail.com
MOH - Chavakachcheri <b>Dr.S.Suthokumar</b>	021 227 0014	077 7066035	mohchava@gmail.com
MOH - Jaffna <b>Dr.T.Balamurali</b>	021 222 2645	077 2920280	jaffnamohmc@gmail.com
MOH - Karaveddy <b>Dr.G.Senthoran</b>	021 226 1006	077 7286100	mohkvd@gmail.com
MOH - Karainagar <b>Dr.S.Mohanakumar</b>	021 225 1944	077 3604934	mohkarainagar@gmail.com
MOH - Kayts <b>Dr.T.Susitharan</b>	021 221 1660	077 3506526	mohkayts18@yahoo.com
MOH - Kopay <b>Dr.S.Sivasangari</b>	021 223 1060	077 6486923	kopmoh2012@gmail.com
MOH - Maruthankerny <b>Dr.N.Narenthiran</b>	021 226 5578	076 6261023	mohmaruthankerny@gmail.com
MOH - Nallur <b>Dr.S.Jebaratnam</b>	021 205 3702	077 2077806	mohnallur@gmail.com
MOH - Point Pedro <b>Dr.(Mrs).S.Printhika</b>	021 226 4482	077 7286001	mohpointpedro@gmail.com
MOH - Sandilipay <b>Dr.T.Poonkothai</b>	021 225 5248	077 8864398	mohsandilipay@gmail.com
MOH - Tellippalai <b>Dr.P.Nanthakumar</b>	021 224 1182	077 2208467	mohtelle@gmail.com
MOH - Uduvil <b>Dr.K.Indramohan</b>	021 224 1183	077 5701177	mohuduvil@gmail.com
MOH - Velanai <b>Dr.A.Jeyakumar</b>	021 221 1555	077 3715955	mohvelanai@gmail.com

**Teaching Hospital, Jaffna**

Designation	General Phone	Direct Phone	e-mail /Website Address
Director	Tel:	021 222 2260	email - <a href="mailto:thjaffna@gmail.com">thjaffna@gmail.com</a> web - <a href="http://thjaffna.lk">thjaffna.lk</a>
Deputy Director	021 222 2261	021 222 2921	
Deputy Director	021 222 3348	021 221 5661	
Accountant 1	021 222 2301	021 222 3149	
Accountant 1	021 222 2302	021 221 2482	
Secretary	021 222 2303	021 222 7351	
Administrative Officer	Fax:	021 222 7764	
	021 222 2262		

**Ministry of Health & IM , Northern Province, Health Village, Pannai, Jaffna**

Designation & Name	General Phone	Direct Phone	e-mail /Website Address	
Secretary	021 222 0807	021 222 0800	<a href="mailto:mhealthnpc@gmail.com">mhealthnpc@gmail.com</a>	
Assistant Secretary		021 222 0809		
Assistant Secretary		021 222 0804		
Director Planning		021 222 0802		
Chief Accountant		021 222 0801		
Administrative Officer		Fax:	021 222 0803	
Planning & Programme Officer		021 222 0806	021 222 0802	
Chief Clerk			021 222 0807	

**Provincial Directorate of Health Services, Northern Province, Health Village, Pannai, Jaffna**

Designation	General Phone	Direct Phone	e-mail /Website Address	
Provincial Director	021 222 0819	021 222 0811	<a href="mailto:pdhsnp@gmail.com">pdhsnp@gmail.com</a>	
Deputy Provincial Director		021 222 0813		
Consultant Community Physician		021 221 7982		
Chief Accountant		021 222 0812		
DPD(Adm)		021 222 0816		
Accountant		021 222 0839		
Administrative Officer		Fax -	021 222 0814	
Mechanical Engineer		021 222 0818	021 221 6397	
Civil Engineer			021 222 0838	
Electrical Engineer			021 222 0819	
Planning Unit / PPO			021 222 0815	<a href="mailto:healthplanningnp@gmail.com">healthplanningnp@gmail.com</a>

**Other RDHS Divisions in Northern Province**

RDHS / Vavuniya	024 222 2893 [Gen] 024 222 2323 [RDHS] 024 222 2108 [AO] 024 222 2140 [Accountant]	Fax - 024 222 2892	<a href="mailto:dpdhsv1@sltnet.lk">dpdhsv1@sltnet.lk</a>
RDHS / Mannar	023 222 2916 [Gen] 023 222 2753 [RDHS] 023 222 2752 [D/RDHS] 023 222 3346 [MO Planning] 023 222 3114 [Accountant] 023 222 2752 [AO]	Fax - 023 225 1101	

RDHS / Kilinochchi	021 228 5719 [RDHS] 021 228 5933 [AO] 021 228 5932 [Accountant]	Fax - 021 228 5933	<a href="mailto:rdhskoc@gmail.com">rdhskoc@gmail.com</a>
RDHS / Mullaitivu	021 229 0105 [Gen] 021 229 0100 [RDHS] 021 229 0105 [AO] 021 229 0111 [Accountant]	Fax - 021 229 0105	<a href="mailto:rdhsmtv@gmail.com">rdhsmtv@gmail.com</a>

**Ministry of Health, 385, Ven. Baddegama Wimalawansa Thero Mawatha, Colombo 10.**

Institution	General Phone	Direct Phone	e-mail /Website Address
Director General of Health Services	011 2698511 011 2698517	011 2694860	<a href="mailto:dghs@health.gov.lk">dghs@health.gov.lk</a>
Deputy Director/ Medical Statistics Unit	011 2695734	011 2695734	<a href="mailto:medicalsstatisticsunit@gmail.com">medicalsstatisticsunit@gmail.com</a>
Director/ Medical Supplies Division	011 2686529 011 2636528	011 2694111	<a href="mailto:msddir@slt.lk">msddir@slt.lk</a>
Director/ Medical Technology & Supplies	011 2687744 011 2687743	011 2695173	
Director/ National Blood Transfusion Service	011 2368070 011 2368070	011 2369936	
Director/ National Institute of Health Sciences	034 2222264 034 2222001	034 2226319	
Director/ National Programme for TB Control & Chest Diseases	011 2368386	011 2368276	<a href="mailto:dnptccd@gmail.com">dnptccd@gmail.com</a>
Director / Public Health Veterinary Service	011 2368524	011 2501709	<a href="mailto:pubvet@gmail.com">pubvet@gmail.com</a>
Director /STD/AIDS Control Programme	011 2667163 011 2667029	011 2690655	<a href="mailto:info@aidscontrol.gov.lk">info@aidscontrol.gov.lk</a>
DDG / Bio Medical Engineering Services	011 2691916 011 2694479	011 2697174	
Director / Cancer Control Programme	011 2368627	011 2368627	
National Coordinator / Dengue Control Unit	011 2368416	011 2368417	
Chief Epidemiologist / Epidemiology unit	011 2695112 011 4740491 011 4334841	011 4740492	<a href="mailto:chepid@sltnet.lk">chepid@sltnet.lk</a>
Director/ Family Health Bureau	011 2696677 011 2699332	011 2696508	<a href="mailto:fhb_dir@slt.lk">fhb_dir@slt.lk</a>
Director/ Health Education Bureau	011 2696606 011 2696142		<a href="mailto:healthedu@sltnet.lk">healthedu@sltnet.lk</a>
Director / Malaria Control Programme	011 2588408 011 2368173	011 2588947	<a href="mailto:antimal@sltnet.lk">antimal@sltnet.lk</a>
Director/ Medical Research Institute	011 2693532	011 2691495	<a href="mailto:director@mri.gov.lk">director@mri.gov.lk</a>

பொதுசன நூலகம்  
மார்ப்பாணம்



0 4.5 9

28 Kilometers  
 Digitized by Noolaham Foundation.  
 noolaham.org | noolaham.media