



Bio Medical Engineering Unit
RDHS Office Jaffna



Office of the MOH
Uduvil



pl

STATISTICAL HAND BOOK - 2010

RDHS DIVISION - JAFFNA



Medical officer Quarters
Divisional Hospital Valvettithurai



Mobile Dental Vehicle
RDHS Office Jaffna



Maternity Home
Divisional Hospital Kodikamam



Paediatric Ward,
Base Hospital Chavakachcheri

JAFNA
PUBLIC LIBRARY

1872



Preface

Office of the RDHS,
Jaffna.
01.03.2011.

It is a great pleasure for me and my staff to share with you this document **“Statistical hand book – 2010”** This hand book will provide you a clear picture of the health services in Jaffna District. It will help you to understand the constrains faced in the health service delivery in Jaffna District.

This handbook will provide necessary information to plan the re-construction, rehabilitation and developmental activities in the health sector for governmental, non- governmental organizations and UN agencies. We hope that this document will serve as a tool for health sector development in Jaffna District.

We expect the support from various agencies to improve the Health Services in Jaffna District. We hope that this document will help these agencies as a useful guide.

I would like to express my sincere gratitude to the statistical and planning units of RDHS office, Jaffna, who worked hard to publish this document.

We expect constructive suggestions from the users for improvement of this handbook.

Thanking you,

Dr.A. Ketheeswaran
Regional Director of Health services,
Jaffna.



6292 CC

Office of the RCHS
Tampa
01 02 2011

It is a great pleasure to be able to share with you the information
contained in the report. The report will provide you a clear picture of
the health services in the District. It will help you to understand the
status of the health services delivery in the District.

This handbook will provide necessary information to plan the re-structure
of health services. It will also provide information on the health sector
of the District. The handbook will help you to understand the
status of the health services delivery in the District.

The handbook will provide necessary information to plan the re-structure
of health services. It will also provide information on the health sector
of the District. The handbook will help you to understand the
status of the health services delivery in the District.

I would like to express my sincere gratitude to the statistical and planning staff of
RCHS for their assistance in preparing this document.

The report contains sensitive information and the users for preparation of this
handbook.

Dr. A. K. ...
Director of Health Services

Handbook
Tampa

Page 11

CONTENTS

| Detail Tables | Pages |
|--|-------|
| Preface | |
| Contents | |
| 1 Genral Information | |
| Introduction | 01 |
| Administrative Divisions | 01 |
| Health Facilities | 02-03 |
| Organization Chart - RDHS Office, Jaffna | 04 |
| Map of Government Health Institutions in Jaffna District | |
| Map of MOH Divisions & D.S. / A.G.A. Divisions in Jaffna District | |
| 1.1 Land area, Population GN divisions, PHI, PHM ranges by D.S & MOH Divisions | 05 |
| 1.2 Population change by DS/AGA Division 1981& 2002- 2010 | 06-07 |
| 1.3 Demographic & Health Indicators, 2006 - 2010 | 08-11 |
| 2 Organization of Health Services | |
| 2.1 Distribution of Curative Institutions by MOH Area in Jaffna District | 12-13 |
| 2.2 MOH area by PHI, PHM ranges GN division & Population | 14-27 |
| 3 Patient care Services | |
| 3.1 Ambulatory Care (OPD) by Hospital - 2010 | 28-31 |
| 3.2 Availability of Clinic Facilities by Hospital - 2010 | 32-33 |
| 3.3 Clinic Visits by Hospital - 2010 | 34-35 |
| 3.4 Indoor Patients Care by Hospital - 2010 | 36-38 |
| 3.5 Govt. Hospital Birth, Private Hospital Birth & Home deliveries - 2010 | 39 |
| 3.6 Type of delivery & Mode of delivery - 2010 | 40-43 |
| 3.7 Surgery Particulars by Hospital - 2010 | 44 |
| 3.8 Road Traffic Accident by Hospital - 2010 | 45 |
| 3.9 Performance of Dental Surgeons by Hospital - 2010 | 46-47 |
| 3.10 Incidence of Notifiable Diseases, 2008 - 2010 | 48 |
| 3.11 Leading Causes of Hospitalization in Jaffna District - 2010 | 49-50 |
| 3.12 Leading Causes of Hospital Deaths in Jaffna District - 2010 | 51-52 |
| 3.13 Trends in Hospital Morbidity & Mortality by Broad Disease Groups - 2010 | 53 |
| 3.14 Indoor Cancer Patients, 2007 - 2010 | 54-55 |
| 3.15 Performance of Indoor Facilities by Hospital - 2010 | 56-57 |
| 3.16 Availability of Ambulances by Hospital - 2010 | 58 |
| 3.17 Transfer of Patients to other Hospitals by Hospital - 2010 | 59 |
| 3.18 Performance of Emergency Ambulance Services - "110" - 2010 | 60 |

| | |
|--|----------------|
| 4 Public Health Services | 61 |
| 4.1 Maternal Deaths - 2010 | 62-63 |
| 4.2 Expanded Programme on Immunization (EPI) - 2010 | 64-71 |
| 4.3 Particulars of Maternal & Child Clinic Locations by MOH area - 2010 | 72 |
| 4.4 Family Planning new Acceptors by Method, 2008 - 2010 | 73 |
| 4.5 Family Planning Particulars - 2010 | 73 |
| 4.6 Antenatal Care by MOH area - 2010 | 74 |
| 4.7 Thripasha Supply by MOH area - 2010 | 75 |
| 4.8 Corn Soya Supply by MOH area - 2010 | 76 |
| 4.9 Building Application Inspections by MOH area - 2010 | 77 |
| 4.10 School Sanitation Survey by MOH area - 2010 | 78 |
| 4.11 Particulars of Notifications by MOH area - 2010 | 79 |
| 4.12 Availability of Vehicles for Preventive Sector Staff by MOH area - 2010 | 80 |
| 4.13 Latrine constructions by MOH area - 2010 | 81-86 |
| 4.14 Accessibility to Safe Latrines by MOH area - 2010 | 87 |
| 4.15 Rabies control activities by MOH area - 2010 | 88 |
| 4.16 Incidence of Notifiable Disease - 2010 | 89 |
| 4.17 Dengue Notifications, Confirmed cases & Deaths by Month - 2010 | 89 |
| 4.18 Dengue Notifications, Confirmed cases & Deaths by MOH Area - 2010 | 90 |
| 4.19 Incidence of Malaria in Jaffna District , 1988 - 2010 | 91 |
| 4.20 Malaria Case by Month in Jaffna District , 1988 - 2010 | 92 |
| 4.21 Registered Private Hospitals by MOH area - 2010 | 93 |
| 4.22 Registered Private Pharmacies by DS/AGA Division - 2010 | 93 |
| 4.23 Food Handling Investigation in Jaffna District - 2010 | 94-98 |
| Health status & Health services provision indicators, 2008 - 2010 | 99-111 |
| Mental Health Services, RDHS Division Jaffna - 2010 | 112-114 |
| Achievements in the Year - 2010 | 115-118 |
| Telephone Directory | |

Introduction

Jaffna District is situated in the Northern most part of Sri Lanka and is 410 Km away from Colombo. The extent of the district is 1,025.6 sq.km (including inland water sources). It comprises the major part of the peninsula together with small Islands on the Western side. It is surrounded by the Indian Ocean on the Northern and Western side. On the east it is bounded by Bay of Bengal and on the south by Jaffna lagoon and Kilinochchi District.

Jaffna District fall under dry zone and high rainfall is experienced from October to December by North East monsoon, with a mean annual rainfall of 13.29 cm. The average temperature ranges from 22° C to 33.8° C. The main source of water is the natural underground spring tapped by drilling wells.

The last census was done in 1981 and the population was enumerated as 738,788. No census has been carried out since then. The actual population as at 31.12.2010 as reported by the G.A. is 614,662.

Administrative Divisions

For purpose of administration Jaffna District is divided into 15 Divisional Secretary areas. Due to resources and other constrains, Jaffna District is divided into 11 MOH Divisions for health administration. (Including MOH Municipal Council, Jaffna).

Health Facilities

When considering health facilities in Jaffna District, Teaching Hospital, Jaffna is the only tertiary care institution which comes under the administration of Central Ministry of Health. All other curative institutions come under the administration of Regional Director of Health Services, Jaffna. These institutions are forming a net work in three levels, such as:

| S/N | Category of Institutions | Nos. |
|-----|----------------------------|------|
| 01 | Base Hospital (Type A & B) | 04 |
| 02 | Divisional Hospital | 22 |
| 03 | Primary Medical Care Unit | 16 |

In addition to the above hospitals, Cancer Unit, Tellipalai and Chest Clinic, Jaffna are functioning under the administration of Regional Director of Health Services.

In the preventive sector under each MOH there are clinic centres, which provide mainly Maternal and Child Health care services.

In addition to the Western system of medicine, Ayurvedic system is also functioning in Jaffna District under supervision of Regional Director of Health Services.

Under Ayurvedic system there is 01 District Ayurvedic Hospital, 02 Rural Ayurvedic Hospitals and 10 Ayurvedic Central Dispensaries. In addition, there are 40 Free Ayurvedic Dispensaries under Local Governments.

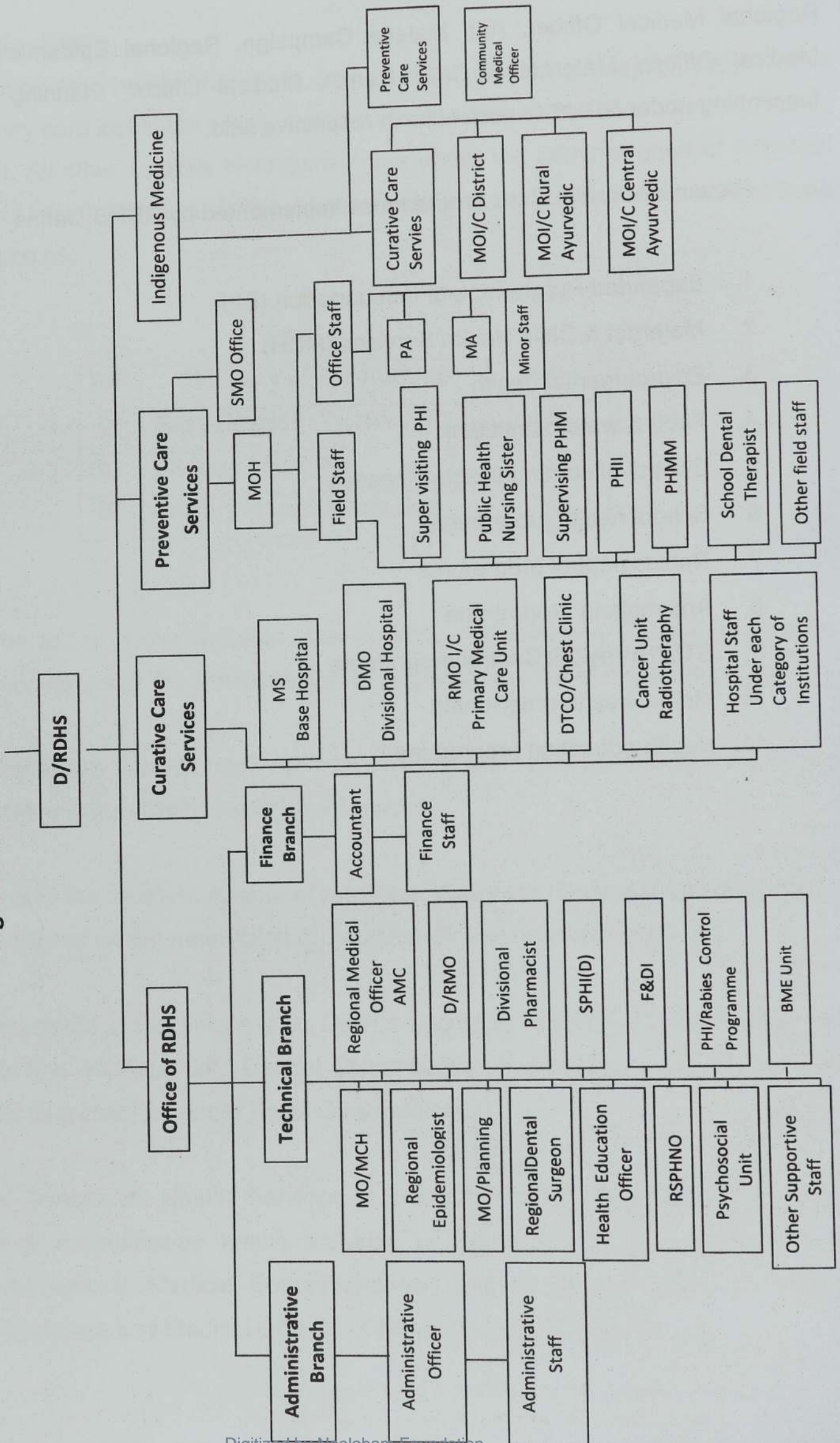
Regional Director of Health Services is in charge for all promotive, Preventive, Curative & Rehabilitative health activities in the district. Under him Heads of Institutions namely Medical Superintendents, District Medical Officers, Medical Officers in charge and Medical Officers of Health are functioning

Regional Medical Officer, Anti Malaria Campaign, Regional Epidemiologist and Medical Officer/ Maternal & Child Health, Medical Officer, Planning are also functioning under RDHS to assist him in respective field.

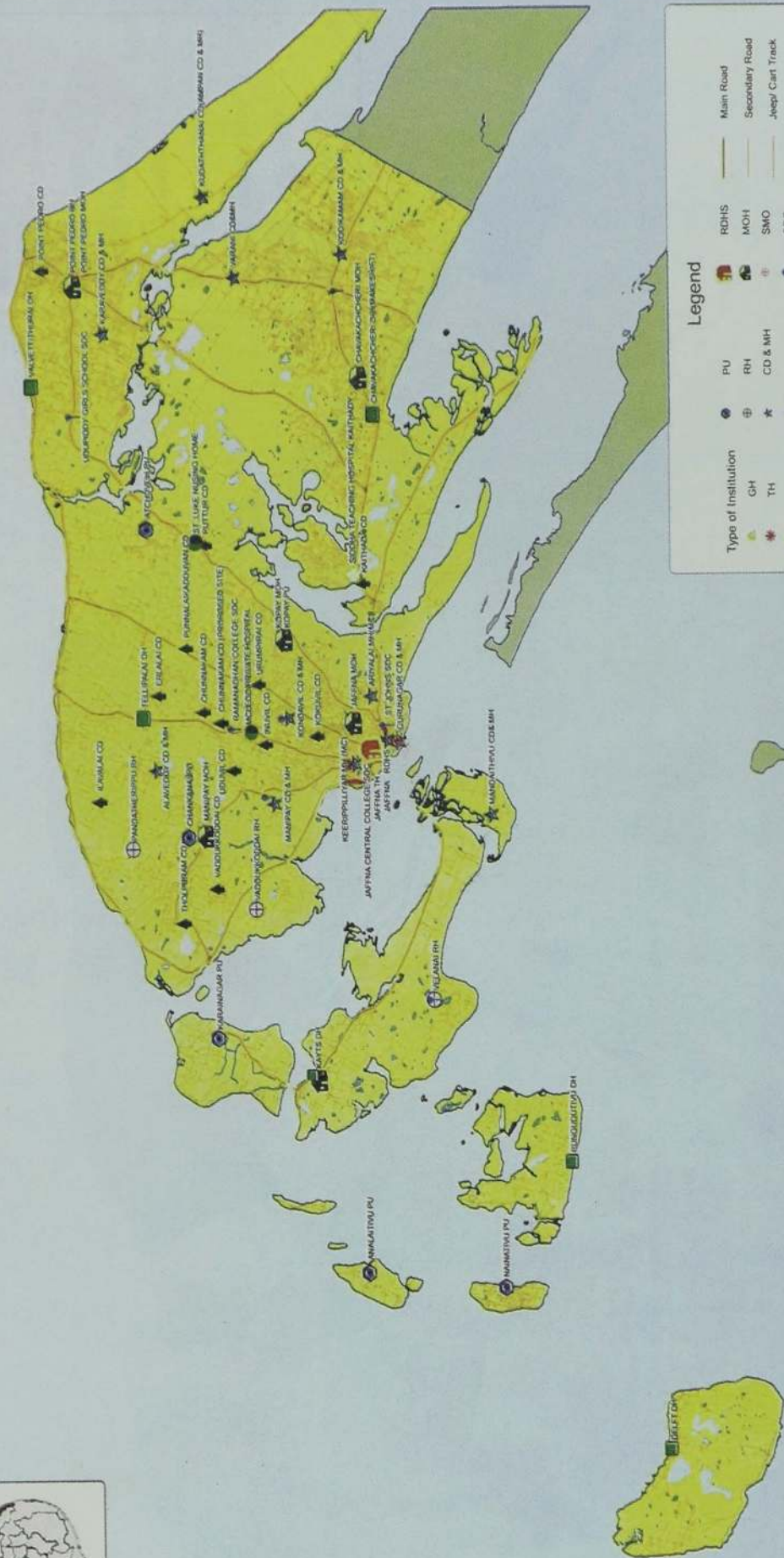
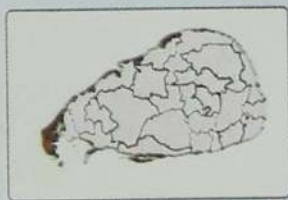
- Preventive Health Care Programmes implemented by RDHS, Jaffna
 1. Expanded Programme of Immunization (EPI)
 2. Maternal & Child Health Services (MCH)
 3. Environmental health
 4. Food & water sanitation
 5. Control of communicable diseases
 6. School health programme
 7. Rabies control programme
 8. Anti malaria programme
 9. STD/HIV/AIDS/Control programme
 10. Mental health programme
 11. Health education programme.

ORGANIZATIONAL CHART OF REGIONAL DIRECTORATE OF HEALTH SERVICES

Regional Director Of Health Services



Government Health Institutions in Jaffna District



Legend












| Type of Institution | Symbol | Code |
|---------------------|-------------------------|-----------|
| GH | Green circle | RDHS |
| TH | Red star | MOH |
| BH | Blue star | SMO |
| DH | Green star | SDC |
| | Green circle with cross | PH |
| | Green circle with cross | AYURVEDIC |
| | Green circle with cross | CD |
| | Green circle with cross | CD & MH |
| | Green circle with cross | RH |
| | Green circle with cross | PU |


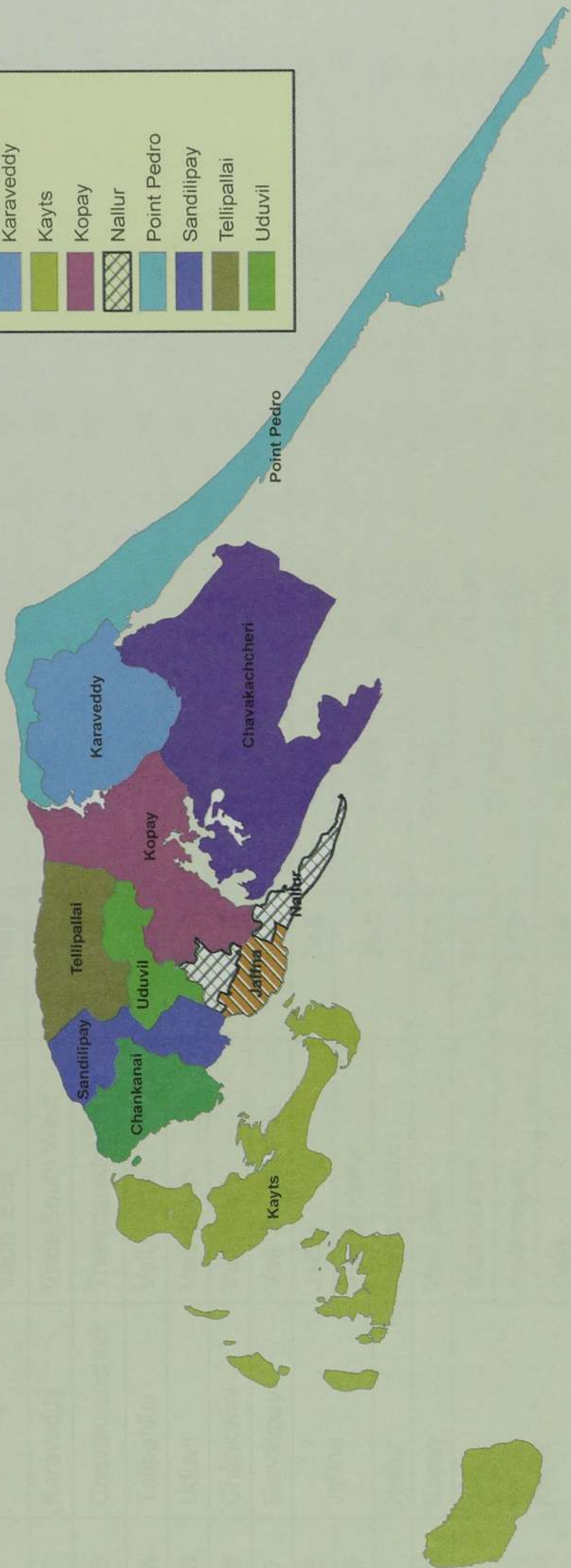
| | |
|--------------------|-------------------|
| Main Road | Thick black line |
| Secondary Road | Thin black line |
| Jeep/ Cart Track | Dashed black line |
| Tank/ Lake/ Stream | Blue outline |



சென்னை நகராட்சி நிர்வாகப் பேரவை

MAP OF MOH DIVISIONS IN JAFFNA DISTRICT

| MOH | MOH_Area |
|----------------|---|
| Chankanai |  |
| Chavakachcheri |  |
| Jaffna |  |
| Karaveddy |  |
| Kayts |  |
| Kopay |  |
| Nallur |  |
| Point Pedro |  |
| Sandilipay |  |
| Tellipallai |  |
| Uduvil |  |





**Table No : 1.1 Land area, Population, G.N. Divisions, PHI & PHM Ranges
by D.S. & MOH Divisions**

| S/N | MOH. Division | Div. Secretary's Area | Land area (sq.km.) | Population 1981 Census | Population 2010 | No. of G.N. divisions | No. of functioning PHI. Areas | No. of functioning PHM. Areas |
|--------------|----------------|-----------------------|--------------------|------------------------|-----------------|-----------------------|-------------------------------|-------------------------------|
| 1 | Point pedro | Vada. North | 50.2 | 45,256 | 49,053 | 35 | 06 | 15 |
| | | Vada. East | 114.9 | 13,673 | 11,701 | 18 | 03 | 04 |
| 2 | Karaveddy | Vada. South West | 63.7 | 62,484 | 47,319 | 35 | 05 | 15 |
| 3 | Chavakachcheri | Thenmaradchchi | 217.1 | 71,543 | 71,671 | 60 | 11 | 28 |
| 4 | Telippallai | Vali. North | 58.5 | 72,448 | 28,019 | 45 | 03 | 09 |
| 5 | Uduvil | Vali. South | 31.2 | 54,762 | 52,614 | 30 | 06 | 15 |
| 6 | Chankanai | Vali. West | 47.3 | 47,620 | 49,822 | 25 | 06 | 18 |
| 7 | Sandilipay | Vali. South West | 48.0 | 56,657 | 60,202 | 28 | 07 | 16 |
| 8 | Jaffna | Jaffna | 20.8 | 78,128 | 56,029 | 28 | 06 | 28 |
| 9 | Nallur | Part of Nallur | 26.0 | 81,472 | 30,105 | 17 | 03 | 17 |
| | | Part of Nallur | | | 35,726 | 23 | 04 | 12 |
| 10 | Kopay | Vali. East | 101.1 | 73,143 | 74,777 | 31 | 08 | 25 |
| 11 | Kayts | Island North | 41.4 | 37,583 | 14,660 | 15 | 02 | 05 |
| | | Karainagar | 21.3 | | 10,343 | 09 | 01 | 03 |
| | | Delft | 47.5 | 5,608 | 4,720 | 06 | 01 | 02 |
| | | Island South | 94.6 | 38,411 | 17,901 | 30 | 04 | 08 |
| Total | | | 983.6 | 738,788 | 614,662 | 435 | 76 | 220 |


Source: District Secretariat, Jaffna & RDHS Office, Jaffna.

Table No :1. 2 Population Change by DS/AGA Division (1981 & 2002 - 2010)

| S/N | DS/AGA Division | 1981 Census | 2002 | 2003 | 2004 | 2005 | 2006 | 2007 Special Enumeration | 2008 | 2009 | 2010 |
|-----|------------------------------------|----------------|----------------|----------------|----------------|----------------|----------------|--------------------------|----------------|----------------|----------------|
| 1 | Jaffna | 78,128 | 48,067 | 53,090 | 51,737 | 51,539 | 64,270 | 48,889 | 49,702 | 55,469 | 56,029 |
| 2 | Nallur | 81,472 | 62,661 | 63,345 | 58,852 | 61,845 | 72,236 | 60,066 | 61,471 | 66,487 | 65,831 |
| 3 | Valikamam East (Kopay) | 73,143 | 65,906 | 68,812 | 70,386 | 71,508 | 78,440 | 71,095 | 70,605 | 77,652 | 74,777 |
| 4 | Valikamam South West (Sandilipay) | 56,657 | 58,102 | 54,481 | 48,321 | 54,092 | 62,201 | 56,911 | 56,528 | 61,922 | 60,202 |
| 5 | Valikamam North (Tellipalai) | 72,448 | 20,559 | 22,849 | 23,381 | 24,061 | 27,808 | 24,010 | 24,010 | 26,678 | 28,019 |
| 6 | Valikamam West (Chankanai) | 47,620 | 43,408 | 46,169 | 47,041 | 46,687 | 50,207 | 47,011 | 46,474 | 50,776 | 49,822 |
| 7 | Vada. South West (Karaveddy) | 62,484 | 49,687 | 46,342 | 47,129 | 46,106 | 53,541 | 46,328 | 45,335 | 48,169 | 47,319 |
| 8 | Vadamarachchi North (Point Pedro) | 45,256 | 46,345 | 50,098 | 47,919 | 51,289 | 54,954 | 43,525 | 43,490 | 53,358 | 49,053 |
| 9 | Vadamarachchi East (Maruthankerny) | 13,673 | 15,773 | 16,363 | 16,594 | 16,469 | 16,395 | 16,326 | 3,637 | 8,394 | 11,701 |
| 10 | Valikamam South (Uduvil) | 54,762 | 52,362 | 51,436 | 51,884 | 52,349 | 57,619 | 51,009 | 50,220 | 53,824 | 52,614 |
| 11 | Thenmaradchchi (Chavakachcheri) | 71,543 | 63,001 | 70,940 | 72,325 | 73,049 | 67,804 | 55,478 | 56,551 | 70,887 | 71,671 |
| 12 | Island South (Velanai) | 38,411 | 15,164 | 17,020 | 17,546 | 17,588 | 16,174 | 12,247 | 12,687 | 18,983 | 17,901 |
| 13 | Island North (Kayts) | 37,583 | 20,807 | 14,695 | 15,162 | 14,638 | 13,975 | 13,740 | 13,740 | 16,257 | 14,660 |
| 14 | Karainagar | | | 10,449 | 10,661 | 10,622 | 10,873 | 8,860 | 8,592 | 10,729 | 10,343 |
| 15 | Delft | 5,608 | 6,322 | 5,739 | 5,729 | 5,658 | 5,687 | 4,124 | 4,129 | 5,059 | 4,720 |
| | Total | 738,788 | 568,164 | 591,828 | 584,667 | 597,500 | 652,184 | 559,619 | 547,171 | 624,644 | 614,662 |

Source : District Secretariat, Jaffna

Population in Jaffna District, 1981 & 2002 - 2010



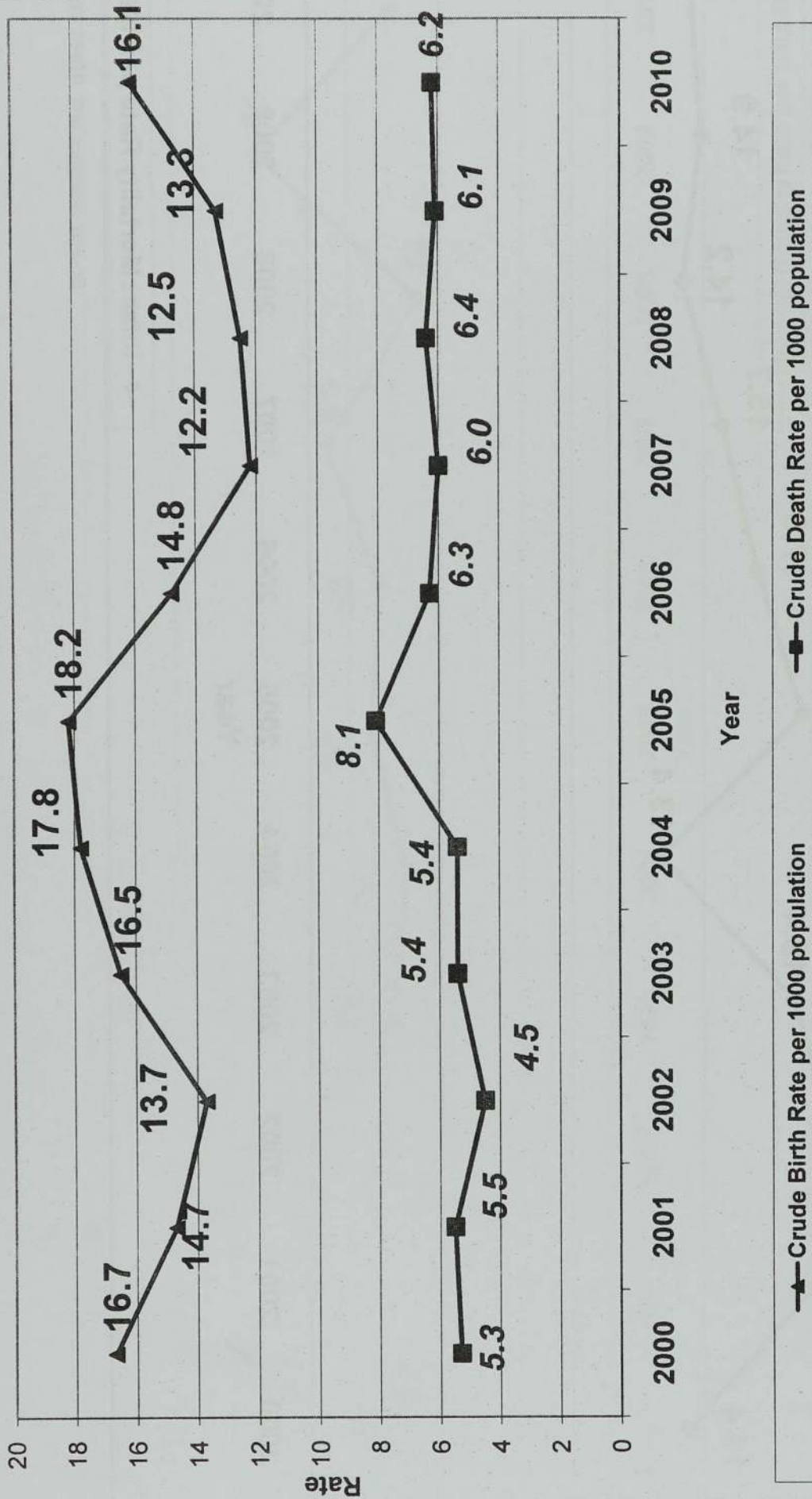
Source : District Secretariat, Jaffna.

Table No : 1.3 Demographic & Health Indicators (2005 – 2010)

| S/N | Details | 2005 | 2006 | 2007 | 2008 | 2009 | 2010 |
|-----|--|---------|---------|---------|---------|---------|---------|
| 1 | Actual Population | 597,500 | 652,184 | 559,619 | 547,171 | 624,644 | 614,622 |
| 2 | Population Density (Actual population per sq. km) | 607.4 | 663.0 | 568.9 | 556.2 | 635.5 | 625.0 |
| 3 | Crude Birth Rate (LB / 1,000 Population) | 18.2 | 14.8 | 12.2 | 12.5 | 13.3 | 16.1 |
| 4 | Crude Death Rate (per 1,000 Population) | 8.1 | 6.3 | 6.0 | 6.4 | 6.1 | 6.2 |
| 5 | Infant Mortality Rate (per 1,000 Live Births) | 18.7 | 17.0 | 15.7 | 14.2 | 14.9 | 14.5 |
| 6 | Maternal Mortality Rate (per 100,000 Live Births) | 55.0 | 53.0 | 65.0 | 44.0 | 80.6 | 50.1 |

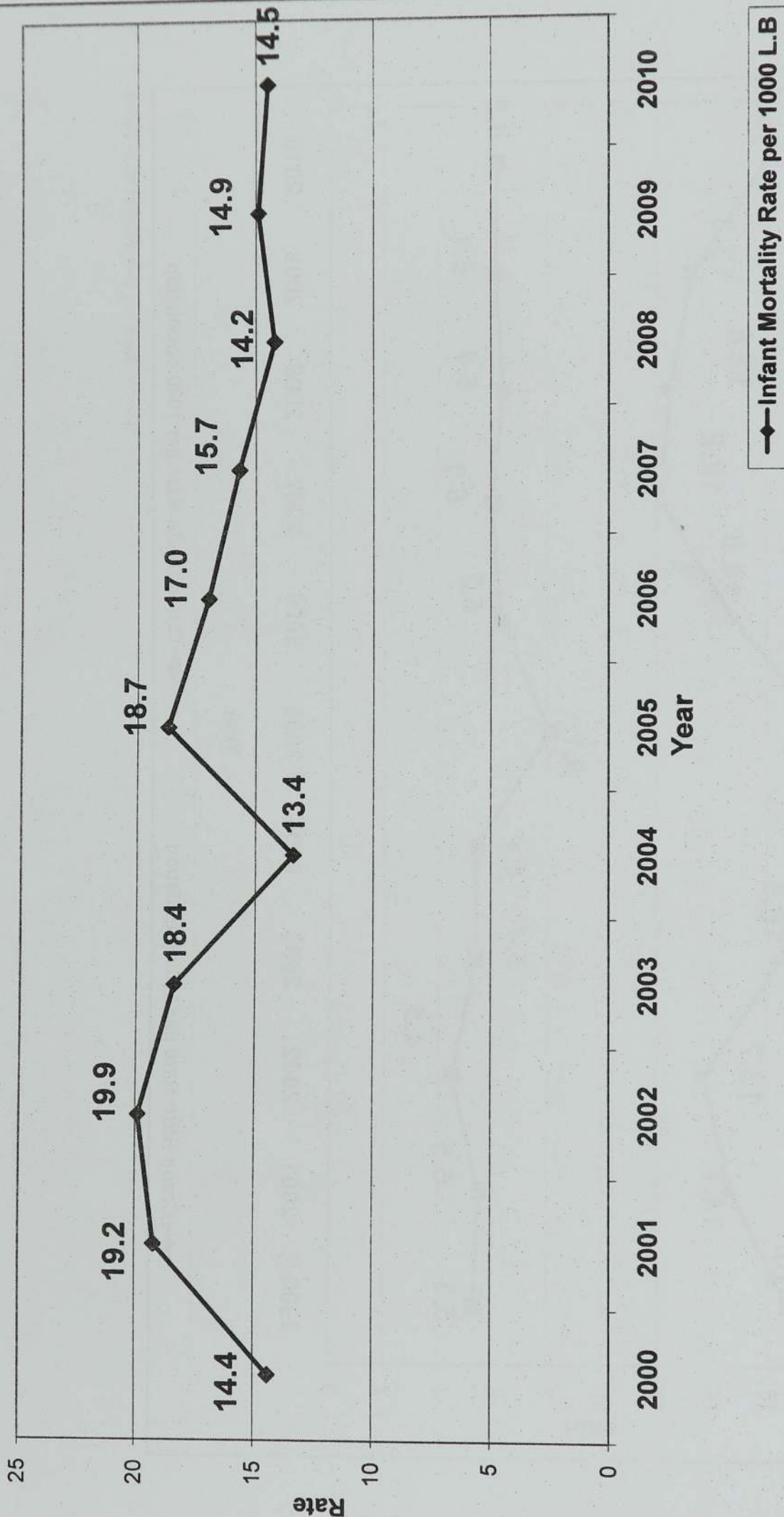
Source: Statistical Unit, RDHS Office, Jaffna.

Crude Birth Rate & Crude Death Rate in Jaffna District, 2000 - 2010



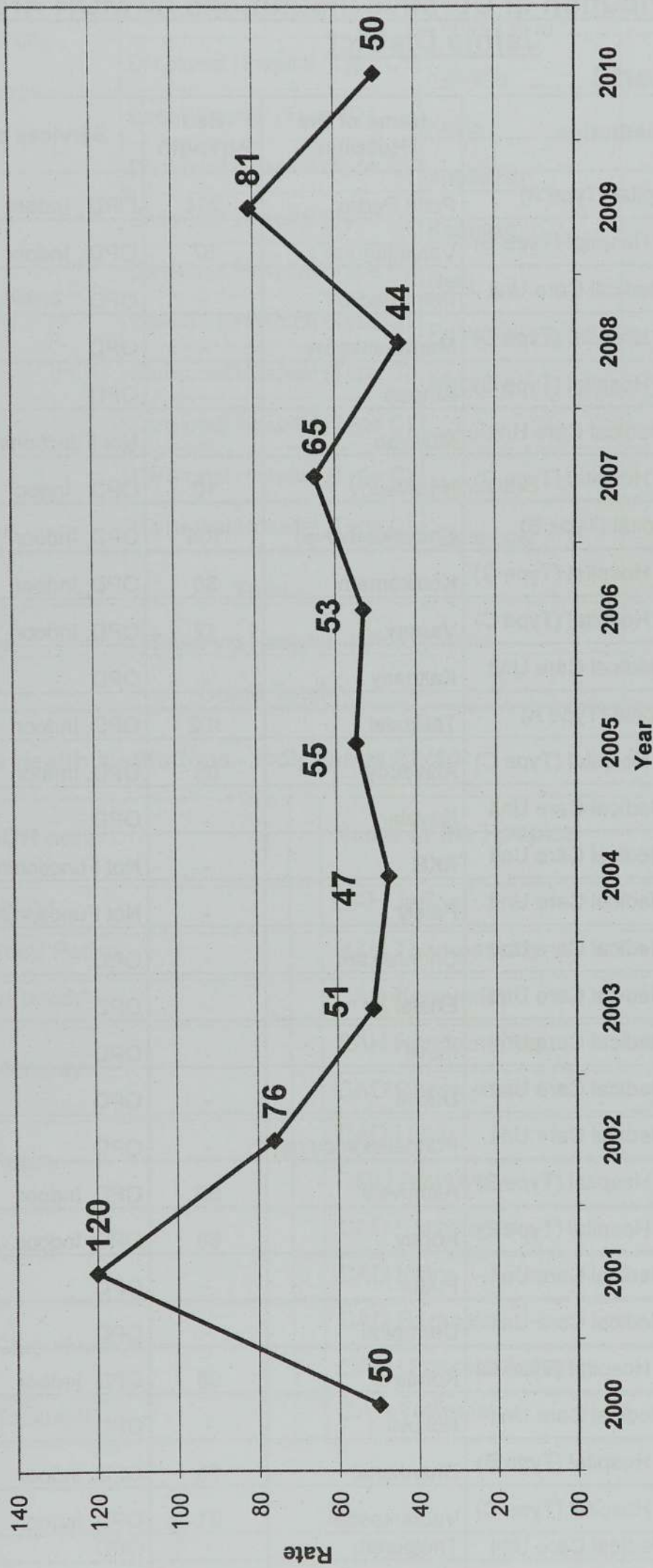
Source: Statistical Unit, RDHS Office, Jaffna.

Infant Mortality Rate (IMR) in Jaffna District, 2000 - 2010



Source: Statistics unit, RDHS, Office, Jaffna

Maternal Mortality Rate (MMR) in Jaffna District, 2000 - 2010



—◆— Maternal Mortality Rate per 100,000 L.B

Source: Statistics unit, RDHS, Office, Jaffna

Table No: 2.1 Distribution of Curative Institutions by MOH Area in Jaffna District

Curative Sector (Western)

| S/N | MOH area | Type of Institution | Name of the Hospital | Bed strength | Services provided |
|-----|----------------|------------------------------|----------------------|--------------|-------------------|
| 1 | Point Pedro | Base Hospital (Type A) | Point Pedro | 264 | OPD , Indoor |
| | | Divisional Hospital (Type B) | Valvettithurai | 87 | OPD , Indoor |
| | | Primary Medical Care Unit | Point Pedro | - | OPD |
| | | Divisional Hospital (Type C) | Maruthankerny | - | OPD |
| | | Divisional Hospital (Type C) | Ampan | - | OPD |
| | | Primary Medical Care Unit | Mulliyian | - | Not Functioning |
| 2 | Karaveddy | Divisional Hospital (Type C) | Karaveddy | 10 | OPD , Indoor |
| 3 | Chavakachcheri | Base Hospital (Type B) | Chavakachcheri | 104 | OPD, Indoor |
| | | Divisional Hospital (Type C) | Kodikamam | 30 | OPD, Indoor |
| | | Divisional Hospital (Type C) | Varany | 12 | OPD, Indoor |
| | | Primary Medical Care Unit | Kaithady | - | OPD |
| 4 | Tellipalai | Base Hospital (Type A) | Tellipalai | 102 | OPD, Indoor |
| | | Divisional Hospital (Type C) | Alaveddy | 05 | OPD, Indoor |
| | | Primary Medical Care Unit | Illavalai | - | OPD |
| | | Primary Medical Care Unit | KKS | - | Not Functioning |
| | | Primary Medical Care Unit | Palaly | - | Not Functioning |
| 5 | Uduvil | Primary Medical Care Unit | Chunnakam | - | OPD |
| | | Primary Medical Care Unit | Erlalai | - | OPD |
| | | Primary Medical Care Unit | Inuvil | - | OPD |
| | | Primary Medical Care Unit | Uduvil | - | OPD |
| | | Primary Medical Care Unit | Punnalaikadduvan | - | OPD |
| 6 | Kopay | Divisional Hospital (Type B) | Atchuvely | 60 | OPD, Indoor |
| | | Divisional Hospital (Type B) | Kopay | 68 | OPD, Indoor |
| | | Primary Medical Care Unit | Puttur | - | OPD |
| | | Primary Medical Care Unit | Urumpirai | - | OPD |
| 7 | Nallur | Divisional Hospital (Type C) | Kondavil | 08 | OPD, Indoor |
| | | Primary Medical Care Unit | Kokuvil | - | OPD |
| 8 | Chankanai | Divisional Hospital (Type B) | Chankanai | 75 | OPD, Indoor |
| | | Divisional Hospital (Type C) | Vaddukoddai | 21 | OPD, Indoor |
| | | Primary Medical Care Unit | Tholpuram | - | OPD |
| | | Primary Medical Care Unit | Vaddukoddai | - | OPD |

| | | | | | |
|--------------------|------------|------------------------------|---------------|--------------|-----------------|
| 9 | Sandilipay | Divisional Hospital (Type C) | Pandatharippu | 39 | OPD, Indoor |
| | | Divisional Hospital (Type C) | Manipay | 08 | OPD, Indoor |
| 10 | Kayts | Base Hospital (Type B) | Kayts | 59 | OPD, Indoor |
| | | Divisional Hospital (Type C) | Analaitivu | 14 | OPD, Indoor |
| | | Divisional Hospital (Type C) | Karainagar | 33 | OPD, Indoor |
| | | Divisional Hospital (Type C) | Delft | 29 | OPD, Indoor |
| | | Divisional Hospital (Type C) | Pungudutivu | - | OPD |
| | | Divisional Hospital (Type C) | Nainativu | 34 | OPD, Indoor |
| | | Divisional Hospital (Type C) | Velanai | 26 | OPD, Indoor |
| | | Divisional Hospital (Type C) | Mandaitivu | - | Not Functioning |
| 11 | Jaffna | Divisional Hospital (Type C) | Gurunagar | 06 | OPD, Indoor |
| Total | | | | 1,094 | |
| | Jaffna | Teaching Hospital, Jaffna. | Jaffna | 1,228 | OPD, Indoor |
| Grand Total | | | | 2,322 | |

Curative Health Institutions - Indigenous Sector

| S/N | MOH area | Name of the Hospital | Bed Strength | Services Provided |
|-----|----------------|----------------------|--------------|-------------------|
| 1 | Jaffna | DAH Jaffna | - | OPD |
| 2 | Point Pedro | RAH Thampasiddy | - | OPD |
| 3 | Karaveddy | CAD Karaveddy | - | OPD |
| 4 | Manipay | RAH Pandatharippu | - | OPD, Indoor |
| 5 | | CAD Chankanai | - | OPD |
| 6 | Kopay | CAD Urelu | - | OPD |
| 7 | | DMU Atchuvvely | | OPD |
| 8 | Kayts | CAD Karainagar | - | OPD |
| 9 | | CAD Kayts | - | OPD |
| 10 | Chavakachcheri | CAD Sarasalai | - | OPD |
| 11 | | CAD Chavakachcheri | - | OPD |
| 12 | Tellipalai | CAD Tellipalai | - | OPD |

Source:- Statistics unit, RDHS. Office, Jaffna.

Table 2.2 MOH - CHAVAKACHCHERI AREA PHII & PHMM RANGES BY D.S & G.S DIVISIONS

| S/No | MOH area | D.S Division | Name of functioning PHII Range | Name of functioning PHMM Range | G.S Division | G.S No. | Pop. | | |
|------|----------------|--------------|--------------------------------|--------------------------------|-------------------|---------------------|----------------------|-------|-------|
| 1 | | | 1 Kaithady | 1 | Kaithaddy North | J/288 | 1,007 | | |
| 2 | | | | 2 | Kaithaddy East | J/289 | 1,768 | | |
| 3 | | | | 3 | Kaithaddy Centre | J/290 | 1,050 | | |
| 4 | | | 2 Navatkuly | | 3 Kaithaddy South | 4 | Kaithaddy South | J/291 | 1,637 |
| 5 | | | | | | 5 | Kaithaddy South East | J/292 | 896 |
| 6 | | | | | | 6 | Kaithady west | J/293 | 1,362 |
| 7 | Chavakachcheri | | | 4 Navatkuly | 7 | Navatkuly West | J/294 | 1,400 | |
| 8 | | | | | 8 | Navakuly East | J/295 | 1,564 | |
| 9 | | | | | 9 | Kovillakany | J/296 | 680 | |
| 10 | | | | | 10 | Kaithady Navatkuly | J/297 | 784 | |
| 11 | | | | | 11 | Maravanpullo | J/298 | 1,098 | |
| 12 | | | | | 12 | Thankkillapu | J/299 | - | |
| 13 | Chavakachcheri | | 3 UC I | 5 UC Town | 13 | Chavakachcheri Town | J/300 | 845 | |
| 14 | | | | | 14 | Kovilkudigirpu | J/301 | 2,686 | |
| 15 | | | | | 15 | Changaththanai | J/302 | 1,813 | |
| 16 | | | | | 16 | Chvakachchri North | J/303 | 773 | |
| 17 | | | | | 17 | Manthuvil | J/304 | 1,342 | |
| 18 | | | | | 18 | Kalvayal | J/305 | 1,579 | |
| 19 | Chavakachcheri | | 4 UC 2 | | 19 | Nunavil East | J/306 | 1,012 | |
| 20 | | | | | 20 | Nunavil Centre | J/307 | 610 | |
| 21 | | | | | 21 | Nuanavil West | J/308 | 1,857 | |
| 22 | | | | | 22 | Kaithady Nunavil | J/309 | 853 | |
| 23 | | | | | 23 | Madduvil South | J/310 | 649 | |
| 24 | | | | | 24 | Madduvil Nunavil | J/311 | 802 | |
| 25 | Chavakachcheri | | 5 Madduvil | 10 Madduvil South | 25 | Madduvil Centre | J/312 | 1,084 | |
| 26 | | | | | 26 | Madduvil North | J/313 | 1,527 | |
| 27 | | | | | 27 | Madduvil East | J/314 | 1,041 | |
| 28 | | | | | 28 | Chandrapuram | J/315 | 1,607 | |
| 29 | | | | | 29 | Sarasalai South | J/316 | 1,392 | |
| 30 | | | | | 30 | Sarasalai North | J/317 | 880 | |
| 28 | Chavakachcheri | | 6 Sarasalai | 11 Madduvil North | 28 | Sarasalai South | J/316 | 1,392 | |
| 29 | | | | | 29 | Sarasalai North | J/317 | 880 | |

MOH - KAYTS AREA PHII & PHMM RANGES BY D.S & G.S DIVISIONS

| S/No | MOH area | D.S Division | Name of functioning PHII Range | Name of functioning PHMM Range | G.S Division | G.S No. | Pop. |
|------|------------|-----------------|--------------------------------|--------------------------------|----------------------|---------|-------|
| 1 | KAYTS | Kayts | 1 Kayts | 1 Kayts | 1 Kayts | J/49 | 815 |
| 2 | | | | | 2 Paruthiyadaippu | J/50 | 986 |
| 3 | | | | | 3 Karampon | J/51 | 960 |
| 4 | | | | | 4 Karampon East | J/52 | 555 |
| 5 | | | | | 5 Karampon S.E | J/53 | 243 |
| 6 | | | | | 6 Karampon West | J/54 | 1,846 |
| 7 | | | | | 7 Naranthanai North | J/55 | 595 |
| 8 | | | | | 8 Naranthanai N.W | J/56 | 1,414 |
| 9 | | | | | 9 Naranthanai | J/57 | 720 |
| 10 | | | | | 10 Naranthanai South | J/58 | 1,153 |
| 11 | | | | | 11 Puiyankoodal | J/60 | 1,814 |
| 12 | | | | | 12 Suruvil | J/59 | 550 |
| 13 | | | | | 13 Analaitivu North | J/37 | 1,029 |
| 14 | | | | | 14 Analaitivu South | J/38 | 1,193 |
| 15 | | | | | 15 Eluvaitivu | J/39 | 787 |
| 16 | KARAINAGAR | Karainagar West | 6 Karainagar West | 1 Karainagar West | 1 Karainagar West | J/40 | 1,172 |
| 17 | | | | | 2 Karainagar N.W | J/41 | 342 |
| 18 | | | | | 3 Karainagar S.W | J/45 | 1,457 |
| 19 | | | | | 4 Karainagar East | J/42 | 1,547 |
| 20 | | | | | 5 Karainagar | J/43 | 438 |
| 21 | | | | | 6 Karainagar South | J/44 | 1,705 |
| 22 | | | | | 7 Karainagar North | J/46 | 630 |
| 23 | | | | | 8 Karainagar N.E | J/47 | 1,706 |
| 24 | | | | | 9 Karainagar Centre | J/48 | 1,346 |

| S/No | MOH area | D.S Division | Name of functioning PHII Range | Name of functioning PHMM Range | G.S No. | Pop. | | | |
|-------|----------|---------------|--------------------------------|--------------------------------|---------|-------------|---------------|------|-------|
| 25 | Velanai | Velanai | Nainativu | Nainativu | 9 | 1,212 | | | |
| 26 | | | | | 4 | Nainativu | J/34 | 667 | |
| 27 | | | | | 5 | Pungudutivu | Pungudutivu 1 | J/35 | 1,159 |
| 28 | | | | | | | | J/36 | 1,313 |
| 29 | | | | | | | | J/22 | 294 |
| 30 | | | | | | | | J/23 | 185 |
| 31 | | | | | | | | J/24 | 197 |
| 32 | | | | | | | | J/25 | 1,136 |
| 33 | | | | | | | | J/26 | 417 |
| 34 | | | | | | | | J/27 | 549 |
| 35 | 11 | Pungudutivu 2 | J/28 | 395 | | | | | |
| 36 | KAYTS | Allaippiddy | Allaippiddy | Allaippiddy | J/30 | 106 | | | |
| 37 | | | | | 6 | Allaippiddy | J/31 | 257 | |
| 38 | | | | | 7 | Velanai | Velanai | J/32 | 215 |
| 39 | | | | | | | | J/33 | 662 |
| 40 | | | | | | | | J/10 | 1,453 |
| 41 | | | | | | | | J/11 | 773 |
| 42 | | | | | | | | J/07 | 442 |
| 43 | | | | | | | | J/08 | 340 |
| 44 | | | | | | | | J/09 | 837 |
| 45 | | | | | | | | J/12 | 502 |
| 46 | 14 | Velanai East | J/13 | 585 | | | | | |
| 47 | 8 | Delft | Delft | Delft | J/14 | 1,055 | | | |
| 48 | | | | | J/15 | 404 | | | |
| 49 | | | | | J/16 | 469 | | | |
| 50 | | | | | J/17 | 1,186 | | | |
| 51 | | | | | J/18 | 360 | | | |
| 52 | | | | | J/19 | 852 | | | |
| 53 | | | | | 16 | Saravanai | J/20 | 393 | |
| 54 | | | | | J/21 | 486 | | | |
| 55 | | | | | J/06 | 717 | | | |
| 56 | | | | | 17 | Delft 1 | J/05 | 696 | |
| 57 | 18 | Delft 2 | Delft 2 | J/04 | 697 | | | | |
| 58 | | | | J/02 | 521 | | | | |
| 59 | | | | J/01 | 827 | | | | |
| 60 | | | | J/03 | 1,072 | | | | |
| Total | | | | | | 47,434 | | | |

MOH - NALLUR AREA PHII & PHMM RANGES BY D.S & G.S DIVISIONS

| S/No | MOH area | D.S.Div | PHI Area | PHM Area | GS DIVISION | G.S No. | Pop | | | | | | | | | | | | |
|------|---------------|----------------|-------------|------------|----------------------|-----------|----------------------|----------------|------------------------|----------------|-------------------------|----------------|------------------------|-------------------|----------------------------|----------------------|----------------------------|---------------|-------|
| 1 | Nallur | Part of Nallur | 1 Kokuvil 1 | Kulappiddy | 1 Kokuvil North East | J/121 | 1,530 | | | | | | | | | | | | |
| 2 | | | | | 2 Kokuvil Noth west | J/124 | 810 | | | | | | | | | | | | |
| 3 | | | | | 2 Kokuvil 2 | Konavalai | 3 Kokuvil East | J/122 | 2,093 | | | | | | | | | | |
| 4 | | | | | | | 4 Kokuvil Cen. East | J/126 | 1,815 | | | | | | | | | | |
| 5 | | | | | | | 5 Kokuvil South East | J/123 | 1,331 | | | | | | | | | | |
| 6 | | | | | | | 3 Kondavil | Manchavanapthy | 6 Kokuvil South West | J/127 | 1,522 | | | | | | | | |
| 7 | | | | | | | | | 7 Kokuvil Cen. West | J/128 | 1,887 | | | | | | | | |
| 8 | | | | | | | | | 8 Kokuvil West | J/125 | 1,459 | | | | | | | | |
| 9 | | | | | | | | | 9 Kondavil Centre East | J/118 | 2,194 | | | | | | | | |
| 10 | | | | | | | | | 10 Kondavil East | J/119 | 2,609 | | | | | | | | |
| 11 | | | | | | | | | 4 Nallur | Kondavil South | 11 Kondavil South-West | J/116 | 1,905 | | | | | | |
| 12 | | | | | | | | | | | 12 Kondavil South-East | J/120 | 1,242 | | | | | | |
| 13 | | | | | | | | | | | 13 Kondavil North -West | J/115 | 1,746 | | | | | | |
| 14 | | | | | | | | | | | 14 Kondavil Center West | J/117 | 1,032 | | | | | | |
| 15 | | | | | | | | | | | Part of Nallur | Kondavil North | 15 Ariyalai South West | J/89 | 684 | | | | |
| 16 | | | | | | | | | | | | | 16 Ariyalai South East | J/90 | 228 | | | | |
| 17 | | | | | | | | | | | | | 10 Thirunelvely East | Thirunelvely East | 17 Ariyalai Centre North | J/94 | 809 | | |
| 18 | | | | | | | | | | | | | | | 18 Ariyalai Cen.South | J/96 | 1,052 | | |
| 19 | | | | | | | | | | | | | | | 19 Thirunelvely South | J/112 | 1,279 | | |
| 20 | | | | | | | | | | | | | | | 20 Thirunelvely North East | J/113 | 1,502 | | |
| 21 | | | | | | | | | | | | | | | Total | 11 Thrunelvely South | 21 Thrunelvely West | J/110 | 2,535 |
| 22 | | | | | | | | | | | | | | | | | 22 Thrunelvely Cen. South | J/111 | 861 |
| 23 | | | | | | | | | | | | | | | | | 23 Thirunelvely Cen. North | J/114 | 3,601 |
| | | | | | | | | | | | | | | | | | | 35,726 | |

MOH - UDUVIL AREA PHII & PHMM RANGES BY D.S & G.S DIVISIONS

| S/No | MOH OFFICE | D.S Div. | PHI RANGE | PHM RANGE | GS DIVISION | G.S No. | Pop | | |
|--------------|------------|-------------------|------------------|-------------------|------------------------|---------------------|-------------------|-------|-------|
| 1 | Uduvil | Uduvil | Uduvil | 1 | Uduvil South West | J/182 | 1,219 | | |
| 2 | | | | Uduvil South East | J/183 | 2,031 | | | |
| 3 | | | Uduvil West | 3 | Uduvil Centre | J/184 | 2,036 | | |
| 4 | | | | 4 | Sanguveli | J/187 | 2,833 | | |
| 5 | | | | 5 | Chunnakam South | J/196 | 3,991 | | |
| 6 | | | Chunnakam 1 | Chunnakam South | 6 | Chunnakam Centre | J/198 | 1,714 | |
| 7 | | | | | 7 | Chunnakam North | J/195 | 1,234 | |
| 8 | | | Chunnakam 2 | Chunnakam North | 8 | Chunnakam East | J/197 | 1,617 | |
| 9 | | | | | 9 | Uduvil Centre North | J/185 | 3,021 | |
| 10 | | | | | 10 | Uduvil North | J/186 | 2,046 | |
| 11 | | | Uduvil | Uduvil | Kandarodai | 11 | Chunnakam West | J/199 | 1,655 |
| 12 | | | | | | 12 | Kandarodai | J/200 | 2,176 |
| 13 | | | | | | 13 | Inuvil South West | J/188 | 1,549 |
| 14 | | | | | | 14 | Inuvil West | J/191 | 1,476 |
| 15 | | | Uduvil | Uduvil | Inuvil North | 15 | Inuvil East | J/189 | 874 |
| 16 | 16 | Inuvil North West | | | | J/190 | 1,903 | | |
| 17 | Uduvil | Uduvil | Thavady | 17 | Thavady South | J/192 | 2,182 | | |
| 18 | | | | 18 | Thavady East | J/193 | 1,425 | | |
| 19 | | | | 19 | Thavady North | J/194 | 1,588 | | |
| 20 | Uduvil | Uduvil | Erlalai South | 20 | Erlalai South West | J/202 | 1,827 | | |
| 21 | | | | 21 | Erlalai South | J/203 | 3,158 | | |
| 22 | | | | 22 | Erlalai East | J/204 | 1,199 | | |
| 23 | | | | 23 | Erlalai North | J/205 | 1,560 | | |
| 24 | Uduvil | Uduvil | Erlalai Centre | 24 | Erlalai Centre | J/206 | 1,075 | | |
| 25 | | | | 25 | Erlalai West | J/201 | 1,078 | | |
| 26 | | | | 26 | Punnalaikadduvan South | J/207 | 1,012 | | |
| 27 | Uduvil | Uduvil | Punnalaikadduvan | 27 | Punnalaikadduvan North | J/208 | 885 | | |
| 28 | | | | 28 | Evenai | J/209 | 1,859 | | |
| 29 | Uduvil | Uduvil | Kuppilan | 29 | Kuppilan South | J/210 | 1,826 | | |
| 30 | | | | 30 | Kuppilan North | J/211 | 565 | | |
| Total | | | | | | | 52,614 | | |

MOH - Tellippalai Area PHII & PHMM Ranges by D.S & G.S Divisions

| S/No | MOH Division | D.S Division | PHII Range | | PHMM Range | | G.S Div. | | G.S No. | Pop |
|---------------|--------------|--------------|-------------------|-------------------|-------------------|---------------------------|-------------------|-----------------|------------|-------|
| | | | | | | | | | | |
| 1 | Tellippalai | Tellippalai | 1 | Mallakam | Mallakam Centre | Mallakam Centre | 1 | Mallakam Centre | J/213 | 2,199 |
| 2 | | | | | | | Mallakam North | J/214 | 2,596 | |
| 3 | | | | | | | Mallakam South | J/212 | 1,991 | |
| 4 | | | | | | | Alaveddy North | J/215 | 1,905 | |
| 5 | | | | | | | Alaveddy Centre | J/216 | 1,145 | |
| 6 | | | | | | | Alaveddy East | J/217 | 1,992 | |
| 7 | | | | | | | Alaveddy South | J/218 | 1,272 | |
| 8 | | | | | | | Alaveddy West | J/219 | 2,254 | |
| 9 | | | | | | | Keerimalai | J/220 | 2,348 | |
| 10 | | | | | | | Keerimalai | Keerimalai | Keerimalai | 10 |
| 11 | | | Ilavai North West | J/222 | 1,080 | | | | | |
| 12 | | | Vithakapuram | J/223 | 310 | | | | | |
| 13 | | | Pannalai | J/224 | 913 | | | | | |
| 14 | | | Kollankaladdy * | J/225 | - | | | | | |
| 15 | | | Naguleswaram * | J/226 | - | | | | | |
| 16 | | | Tellipalai | Tellipalai | Tellipalai East 1 | 16 | Tellipalai East | J/227 | 1,639 | |
| 17 | | | | | | Thurgapuram | J/228 | 200 | | |
| 18 | | | | | | Tellipalai | J/229 | 1,879 | | |
| 19 | | | | | | Thanthai Selvapuram * | J/230 | - | | |
| 20 | | | | | | Maviddapuram | J/231 | - | | |
| 21 | | | | | | Maviddapuram South | J/232 | - | | |
| 22 | | | | | | Palai Veemankamam | J/236 | - | | |
| 23 | | | | | | Palai Veemankamam South * | J/237 | - | | |
| 24 | | | | | | K.K.S 1 | J/233 | - | | |
| 25 | | | | | | K.K.S 2 | J/234 | - | | |
| 26 | | | K.K.S 3 | J/235 | - | | | | | |
| 27 | | | Kankesanthurai I | Kankesanthurai I | Kankesanthurai I | 27 | Thyiddy South * | J/250 | - | |
| 28 | | | | | | Thyiddy North * | J/249 | - | | |
| 29 | | | | | | Thyiddy East * | J/247 | - | | |
| 30 | | | | | | Kadduvan | J/238 | 116 | | |
| 31 | | | | | | Kadduvan West | J/239 | 1,456 | | |
| 32 | | | Kankesanthurai II | Kankesanthurai II | Kadduvan | 32 | Kurumpasiddy * | J/242 | - | |
| 33 | | | | | | Kurumpasiddy East * | J/243 | - | | |
| 34 | | | | | | Vasavilan | J/244 | 1,514 | | |
| 35 | | | | | | Vasavilan West | J/245 | 45 | | |
| 36 | | | | | | Thenmulai * | J/240 | - | | |
| 37 | | | Vasavilan | Vasavilan | Vasavilan | 37 | Varuthalaivilan * | J/241 | - | |
| 38 | | | | | | Myliddy Town | J/248 | - | | |
| 39 | | | | | | Myliddy coastal | J/246 | - | | |
| 40 | | | | | | Myliddy North * | J/251 | - | | |
| 41 | | | | | | Myliddy South * | J/252 | - | | |
| 42 | | | Palaly | Palaly | Palaly | 42 | Palaly East * | J/253 | - | |
| 43 | | | | | | Palaly North * | J/254 | - | | |
| 44 | | | | | | Palaly North West * | J/255 | - | | |
| 45 | | | | | | Palaly West * | J/256 | - | | |
| Total | | | | | | | | | | |
| 28,239 | | | | | | | | | | |

MOH - Kopay Area PHII & PHMM Ranges by D.S & G.S Divisions

| S/No | MOH Division | D.S Division | PHII Range | PHMM Range | G.S Div. | G.S No. | Population | |
|------|--------------|--------------|------------|--------------|----------------|-----------------------|---------------|-------|
| 1 | Kopay | Kopay | 1 | 1 | Kalviyankadu | J/259 | 2,126 | |
| 2 | | | | 2 | Irupalai South | J/257 | 2,610 | |
| 3 | | | 2 | Kopay | 3 | Irupalai | J/258 | 1,820 |
| 4 | | | | | 4 | Kopay South | J/260 | 4,136 |
| 5 | | | 3 | Puttur | 5 | Kopay Centre | J/261 | 3,231 |
| 6 | | | | | 6 | Kopay North | J/262 | 2,392 |
| 7 | | | 4 | Siruppity | 7 | Puttur North | J/274 | 1,722 |
| 8 | | | | | 8 | Navatkiri | J/275 | 1,496 |
| 9 | | | 5 | Neervely | 9 | Puttur East | J/278 | 3,620 |
| 10 | | | | | 10 | Vatharawattai | J/280 | 1,069 |
| 11 | | | 6 | Urumpirai | 11 | Avarangal | J/276 | 1,300 |
| 12 | | | | | 12 | Siruppity East | J/271 | 1,862 |
| 13 | | | 7 | Atchuvvely 1 | 13 | Siruppity | J/272 | 2,022 |
| 14 | | | | | 14 | Atchelu | J/279 | 3,115 |
| 15 | | | 8 | Atchuvvely 2 | 15 | Puttur West | J/273 | 3,107 |
| 16 | | | | | 16 | Neervely South | J/268 | 2,272 |
| 17 | | | 9 | Avarangal | 17 | Neervely west | J/270 | 1,107 |
| 18 | | | | | 18 | Neervely North | J/269 | 2,790 |
| 19 | | | 10 | Total | 19 | Urelu | J/267 | 3,391 |
| 20 | | | | | 20 | Urumpirai East | J/266 | 2,802 |
| 21 | | | 11 | Total | 21 | Urumpirai North | J/264 | 2,755 |
| 22 | | | | | 22 | Urumpirai West | J/263 | 2,486 |
| 23 | | | 12 | Total | 23 | Urumpirai South | J/265 | 4,313 |
| 24 | | | | | 24 | Thambalai- Kathiripai | J/282 | 1,729 |
| 25 | | | 13 | Total | 25 | Idaikkadu | J/283 | 958 |
| 26 | | | | | 26 | Valalai | J/284 | 850 |
| 27 | | | 14 | Total | 27 | Pathaimaney | J/281 | 2,370 |
| 28 | | | | | 28 | Atchuvvely North | J/285 | 2,468 |
| 29 | | | 15 | Total | 29 | Atchuvvely South | J/286 | 3,820 |
| 30 | | | | | 30 | Atchuvvely West | J/287 | 2,434 |
| 31 | | | 31 | Avarangal | J/277 | 2,604 | | |
| | | | | Total | | | 74,777 | |

MOH - KARAVEDDY AREA PHII & PHMM RANGES BY D.S & G.S DIVISIONS

| S/No | MOH OFFICE | D.S Div. | PHI RANGE | PHM RANGE | GS DIVISION | G.S No. | Population |
|--------------|------------------|---------------------|-----------|----------------|----------------|---------|---------------|
| 1 | Karaveddy | 1 | Karनावai | Karनावai South | Karनावai East | J/351 | 1,322 |
| 2 | | | | | Karनावai South | J/348 | 1,827 |
| 3 | | | | | Karनावai West | J/349 | 2,180 |
| 4 | | | | | Katpputhu | J/382 | 506 |
| 5 | | | | | Karनावai North | J/360 | 1,645 |
| 6 | | Karनावai North West | J/361 | 1,539 | | | |
| 7 | | Karनावai Centre | J/362 | 1,106 | | | |
| 8 | | Karनावai | J/350 | 1,868 | | | |
| 9 | | Uduppidy | J/352 | 1,352 | | | |
| 10 | | Uduppidy North | J/353 | 2,101 | | | |
| 11 | | Uduppidy South | J/354 | 1,021 | | | |
| 12 | | Valvetty | J/355 | 930 | | | |
| 13 | | Valvetty Centre | J/356 | 1,096 | | | |
| 14 | | Samarapaku | J/357 | 1,610 | | | |
| 15 | | Imaianan | J/358 | 1,912 | | | |
| 16 | Imaianan West | J/359 | 2,308 | | | | |
| 17 | Thunnalai South | J/370 | 1,729 | | | | |
| 18 | Thunnalai East | J/371 | 1,314 | | | | |
| 19 | Thunnalai West | J/374 | 1,205 | | | | |
| 20 | Thunnalai | J/372 | 668 | | | | |
| 21 | Thunnalai Centre | J/373 | 686 | | | | |
| 22 | Aththi | J/381 | 699 | | | | |
| 23 | Karaveddy East | J/368 | 1,435 | | | | |
| 24 | Kaddaively | J/369 | 1,274 | | | | |
| 25 | Alvai | J/378 | 1,406 | | | | |
| 26 | Nelliady North | J/375 | 1,230 | | | | |
| 27 | Alvai South | J/379 | 1,394 | | | | |
| 28 | Alvai East | J/380 | 1,522 | | | | |
| 29 | Nelliady | J/376 | 1,157 | | | | |
| 30 | Nelliady East | J/377 | 1,313 | | | | |
| 31 | Karaveddy West | J/363 | 2,043 | | | | |
| 32 | Karaveddy North | J/364 | 1,028 | | | | |
| 33 | Karaveddy Centre | J/367 | 1,290 | | | | |
| 34 | Mathony | J/366 | 908 | | | | |
| 35 | Karaveddy South | J/365 | 691 | | | | |
| Total | | | | | | | 47,315 |

MOH - POINTPEDRO AREA PHII & PHMM RANGES BY D.S & G.S DIVISIONS

| S/No | MOH OFFICE | D.S Div. | PHI RANGE | PHM RANGE | GS DIVISION | G.S No. | Pop |
|------|------------|------------|------------------|---------------------|-----------------------|---------|-------|
| 1 | PointPedro | PointPedro | 1 Point Pedro 1 | 1 Point Pedro South | 1 Point Pedro | J/401 | 2,067 |
| 2 | | | | | 2 Point Pedro South | J/402 | 1,555 |
| 3 | | | 2 Point Pedro 11 | 2 Point Pedro East | 3 Point Pedro East | J/403 | 3,140 |
| 4 | | | | | 4 Point Pedro | J/401 | |
| 5 | | | | | 5 Puloly Center | J/409 | 1,839 |
| 6 | | | | | 6 Puloly South west | J/411 | 1,862 |
| 7 | | | 3 Puloly | 4 Thumpalai East | 7 Thumpalai | J/404 | 1,508 |
| 8 | | | | | 8 Thumpalai East | J/405 | 1,127 |
| 9 | | | | | 9 Puloly North | J/407 | 1,491 |
| 10 | | | 3 Puloly | 6 Katkovalam | 10 Puloly North East | J/408 | 1,221 |
| 11 | | | | | 11 Katkovalam | J/406 | 2,762 |
| 12 | | | 4 Alvai 11 | 7 Puloly East | 12 Puloly North West | J/412 | 1,470 |
| 13 | | | | | 13 Puloly East | J/413 | 1,592 |
| 14 | | | | | 14 Manthikai | J/415 | 544 |
| 15 | | | 5 Valvettithurai | 8 Puloly South | 15 Puloly South | J/414 | 984 |
| 16 | | | | | 16 Vallipuram | J/416 | 457 |
| 17 | | | 5 Valvettithurai | 9 Alvai North | 17 Thunnalai North | J/417 | 1,212 |
| 18 | | | | | 18 Alvai North | J/400 | 1,950 |
| 19 | | | | | 19 Puloly West | J/410 | 1,514 |
| 20 | | | 5 Valvettithurai | 10 Viyaparimoolai | 20 Alvai North Center | J/398 | 2,059 |
| 21 | | | | | 21 Viyaparimoolai | J/399 | 1,596 |
| 22 | | | 5 Valvettithurai | 11 Alvai West | 22 Alvai West | J/396 | 1,338 |
| 23 | | | | | 23 Alvai North West | J/397 | 2,066 |
| 24 | | | | | 24 Polikandy West | J/393 | 2,004 |
| 25 | | | 5 Valvettithurai | 12 Polikandy | 25 Polikandy East | J/394 | 2,255 |
| 26 | | | | | 26 Polikandy South | J/395 | 825 |
| 27 | | | 5 Valvettithurai | 13 Valvettithurai | 27 WVT North Center | J/389 | 655 |
| 28 | | | | | 28 WVT North East | J/390 | 627 |
| 29 | | | | | 29 WVT South East | J/392 | 663 |

| S/No | MOH OFFICE | D.S Div. | PHI RANGE | PHM RANGE | GS DIVISION | G.S No. | Pop |
|--------------|------------|----------|--------------|-----------|--------------------|---------|---------------|
| 30 | | | | | VVT North West | J/388 | 1,181 |
| 31 | | | | | VVT South West | J/391 | 744 |
| 32 | | 6 | Thondamanaru | 14 | Kerudavil South | J/385 | 2,201 |
| 33 | | | | | Kerudavil North | J/386 | 572 |
| 34 | | | | | Kerudavil East | J/387 | 436 |
| 35 | | | | 15 | Thondamanaru South | J/383 | 715 |
| 36 | | | | | Thondamanaru North | J/384 | 821 |
| 1 | | | | | MANATKADU | J/418 | 1,082 |
| 2 | | | | | KUDATHANAI | J/419 | 2,017 |
| 3 | | | | | KUDATHANAI NORTH | J/420 | 727 |
| 4 | | 7 | AMPAN | | POTPATHY | J/421 | 532 |
| 5 | | | | | AMPAN | J/422 | 684 |
| 6 | | | | | NAGARKOVIL EAST | J/423 | - |
| 7 | | | | | NAGARKOVIL WEST | J/424 | - |
| 8 | | | | | NAGARKOVIL SOUTH | J/425 | - |
| 9 | | | | | CHEM. NORTH | J/426 | 1,141 |
| 10 | | | | 17 | CHEM. SOUTH | J/427 | 627 |
| 11 | | | 8 | | ARUTHANKERNY | J/428 | 1,158 |
| 12 | | | | 18 | VATHHARAYAN | J/429 | 1,114 |
| 13 | | | 9 | | UDUTHURAI | J/430 | 1,606 |
| 14 | | | | | ARLIYAVALAI | J/431 | 1,117 |
| 15 | | | | 19 | VETILAIKERNY | J/432 | - |
| 16 | | | 10 | | MULLIYAN | J/433 | - |
| 17 | | | | | POKKARUPPU | J/434 | - |
| 18 | | | | | CHUNDIKULAM | J/435 | - |
| Total | | | | | | | 60,858 |

MOH - JAFFNA AREA PHII & PHMM RANGES BY D.S & G.S DIVISIONS

| S/No | MOH area | D.S.Div | PHII Range | PHMM Range | | G.S Div. | | G.S No. | Pop | | |
|------|----------|----------------|---------------|------------|---------------------------|----------|---------------------------|---------|-------|--|--|
| | | | | 1 | 2 | 1 | 2 | | | | |
| 1 | JAFFNA | JAFFNA | Colombothurai | 1 | Nedunkulam | 1 | Nedunkulam | J/61 | 560 | | |
| 2 | | | | 2 | Colombothurai East | 2 | Colombothurai East | J/62 | 3,553 | | |
| 3 | | | | 3 | Colombothurai West | 3 | Colombothurai West | J/63 | 629 | | |
| 4 | | | | 4 | Passaiyoor East | 4 | Passaiyoor East | J/64 | 1,289 | | |
| 5 | | | | 5 | Passaiyoor West | 5 | Passaiyoor West | J/65 | 1,365 | | |
| 6 | | | | 6 | Echaimoddai | 6 | Echaimoddai | J/66 | 3,353 | | |
| 7 | | | | 7 | Reclamation East | 7 | Reclamation East | J/68 | 4,512 | | |
| 8 | | | | 8 | Reclamation West | 8 | Reclamation West | J/69 | 3,953 | | |
| 9 | | | | 9 | GurunagarWest | 9 | GurunagarWest | J/71 | 1,642 | | |
| 10 | | | | 10 | Small Bazaar | 10 | Small Bazaar | J/72 | 913 | | |
| 11 | JAFFNA | JAFFNA | Gurunagar 1 | 11 | Gurunagar | 11 | Thirunagar | J/67 | 1,854 | | |
| 12 | | | | 12 | Gurunagar East | 12 | Gurunagar East | J/70 | 2,129 | | |
| 13 | | | | 13 | Chundikul South | 13 | Chundikul South | J/75 | 2,126 | | |
| 14 | | | | 14 | Chundikul North | 14 | Chundikul North | J/76 | 1,459 | | |
| 15 | | | | 15 | Jaffna Town West | 15 | Jaffna Town West | J/73 | 2,087 | | |
| 16 | | | | 16 | Jaffna Town East | 16 | Jaffna Town East | J/74 | 2,463 | | |
| 17 | | | | 17 | Maruthady | 17 | Maruthady | J/77 | 1,644 | | |
| 18 | | | | 18 | Athiady | 18 | Athiady | J/78 | 2,174 | | |
| 19 | | | | 19 | Serampiyady | 19 | Serampiyady | J/79 | 1,398 | | |
| 20 | | | | 20 | Grand Bazaar | 20 | Grand Bazaar | J/80 | 1,591 | | |
| 21 | JAFFNA | JAFFNA | Bazaar 2 | 21 | Fort | 21 | Fort | J/81 | 2,039 | | |
| 22 | | | | 22 | Vannarpannai | 22 | Vannarpannai | J/82 | 1,515 | | |
| 23 | | | | 23 | Koddadi | 23 | Koddadi | J/83 | 2,032 | | |
| 24 | | | | 24 | Navanthurai South | 24 | Navanthurai South | J/84 | 2,501 | | |
| 25 | | | | 25 | Navanthurai North | 25 | Navanthurai North | J/85 | 2,372 | | |
| 26 | | | | 26 | Moor Street South | 26 | Moor Street South | J/86 | 1,519 | | |
| 27 | | | | 27 | Moor Street North | 27 | Moor Street North | J/87 | 2,235 | | |
| 28 | | | | 28 | New Moor Street | 28 | New Moor Street | J/88 | 1,122 | | |
| 29 | | | | 29 | Ariyalai North West | 1 | Ariyalai North West | J/91 | 1,683 | | |
| 30 | | | | 30 | Ariyalai Cen. West | 2 | Ariyalai Cen. West | J/92 | 1,528 | | |
| 31 | JAFFNA | JAFFNA | Bazaar 1 | 31 | Ariyalai South west | 3 | Ariyalai South west | J/93 | 1,031 | | |
| 32 | | | | 32 | Ariyalai Centre | 4 | Ariyalai Centre | J/95 | 1,818 | | |
| 33 | | | | 33 | Iyanar Kovilady | 5 | Iyanar Kovilady | J/97 | 1,528 | | |
| 34 | | | | 34 | Vannarpannai North | 6 | Vannarpannai North | J/98 | 2,079 | | |
| 35 | | | | 35 | Vannarpannai North West | 7 | Vannarpannai North West | J/99 | 2,613 | | |
| 36 | | | | 36 | Vannarpannai North East | 8 | Vannarpannai North East | J/100 | 2,287 | | |
| 37 | | | | 37 | Niraviyaddy | 9 | Niraviyaddy | J/101 | 1,312 | | |
| 38 | | | | 38 | Kandarmadam North.& West. | 10 | Kandarmadam North.& West. | J/102 | 1,784 | | |
| 39 | | | | 39 | Kandarmadam Nor. East | 11 | Kandarmadam Nor. East | J/103 | 2,361 | | |
| 40 | | | | 40 | Kandarmadam South West | 12 | Kandarmadam South West | J/104 | 1,416 | | |
| 41 | JAFFNA | Part of Nallur | Nallur | 41 | Kandarmadam Sou. East | 13 | Kandarmadam Sou. East | J/105 | 1,103 | | |
| 42 | | | | 42 | Nallur North | 14 | Nallur North | J/106 | 1,624 | | |
| 43 | | | | 43 | Nallur Rajathani | 15 | Nallur Rajathani | J/107 | 624 | | |
| 44 | | | | 44 | Nallur South | 16 | Nallur South | J/108 | 1,605 | | |
| 45 | | | | 45 | Sankiliyan Thoppu | 17 | Sankiliyan Thoppu | J/109 | 3,709 | | |
| | | | | Total | | | | 86,134 | | | |

MOH - SANDILIPAY AREA PHII & PHMM RANGES BY D.S & G.S DIVISIONS

| S.N | MOH area | D.S. Division | PHI Area | PHM Area | Name of G.N. Div | G.N.No | Pop. | |
|--------------|------------------|---------------|---------------|----------------|-------------------|-------------------|---------------|-------|
| 1 | Sandilipay | Sandilipay | 1 Suthumalai | 1 Suthumalai | Suthumalai North | J/129 | 1,862 | |
| 2 | | | | 2 Chavaikaddu | Suthumalai South | J/130 | 2,111 | |
| 3 | | | 2 Anaikoddai | Navaly | 3 Ujarappulam | Chavaikaddu | J/131 | 3,123 |
| 4 | | | | | 4 Anaikoddai | Uyarapulam | J/132 | 2,800 |
| 5 | | | | | 5 Navaly-North | Anaikoddai | J/133 | 4,638 |
| 6 | | | | | 6 Naval-East | Navali North | J/134 | 3,620 |
| 7 | | | 3 Naval | Navaly | 6 Naval-East | Navali East | J/135 | 1,569 |
| 8 | | | | | | Navali South | J/136 | 1,580 |
| 9 | | | 4 Manipay | Manipay | 7 Manipay | Manipay East | J/138 | 2,538 |
| 10 | | | | | | Manipay South | J/139 | 1,621 |
| 11 | | | 5 Sandilipay | Sandilipay | 8 Kaddudai | Manipay North | J/137 | 1,447 |
| 12 | | | | | | Manipay West | J/140 | 2,326 |
| 13 | | | | | | Sandilipay Centre | J/142 | 2,235 |
| 14 | | | | | | Sandilipay West | J/143 | 1,494 |
| 15 | | | 6 Illavalai | Illavalai | 10 Sandilii-North | Mahiyapiddy | J/144 | 2,034 |
| 16 | | | | | | Sandilipay North | J/141 | 2,244 |
| 17 | 7 Pandatharippu | Pandatharippu | 11 Mathagal | Mathagal North | J/150 | 2,782 | | |
| 18 | | | | Mathagal South | J/151 | 1,674 | | |
| 19 | | | | Mathagal West | J/152 | 1,115 | | |
| 20 | 12 Villan | Illavalai | 12 Villan | Periyavilan | J/153 | 1,546 | | |
| 21 | | | | Mullanai | J/156 | 748 | | |
| 22 | 13 Illavalai | Illavalai | 13 Illavalai | Marisankoodal | J/154 | 1,388 | | |
| 23 | | | | Illavalai | J/155 | 2,862 | | |
| 24 | 14 Piranpattu | Pandatharippu | 14 Piranpattu | Vadaliyadaippu | J/145 | 2,400 | | |
| 25 | | | | Piranpattu | J/147 | 2,284 | | |
| 26 | 15 Sillalai | Pandatharippu | 15 Sillalai | Sillalai North | J/148 | 2,081 | | |
| 27 | | | | Sillalai South | J/149 | 850 | | |
| 28 | 16 Pandatharippu | Pandatharippu | J/146 | 2,936 | | | | |
| Total | | | | | | | 59,908 | |

MOH -CHANKANAI AREA PHII & PHMM RANGES BY D.S & G.S DIVISIONS

| s.n | MOH Division | D.S Division | PHII Range | PHMM Range | G.S Div. | G.S No. | Pop. | | |
|--------------|--------------|--------------|------------|--------------|-------------------|---------|---------------|-------|-------|
| 1 | Chankanai | Chankanai | 1 | 1 | Chankanai Center | J/181 | 2,220 | | |
| 2 | | | | 2 | Chankanai South | J/180 | 2,018 | | |
| 3 | | | | 3 | Chankanai East | J/178 | 2,026 | | |
| 4 | | | | 4 | Chankanai West | J/179 | 1,985 | | |
| 5 | | | | Sithankerney | 2 | 5 | Pannagam | J/175 | 1,664 |
| 6 | | | | | | 6 | Sithankerney | J/177 | 1,325 |
| 7 | | | | | | 7 | Panipulam | J/176 | 1,599 |
| 8 | | | | | | 8 | Araly East | J/163 | 2,290 |
| 9 | | | | | | 9 | Araly West | J/160 | 1,388 |
| 10 | | | | | | 10 | Araly Centre | J/161 | 2,688 |
| 11 | | Araly | 3 | 11 | Araly North | J/164 | 1,893 | | |
| 12 | | | | 12 | Araly Soyth | J/162 | 2,306 | | |
| 13 | | | | 13 | Vaddu East | J/157 | 1,527 | | |
| 14 | | | | 14 | Sankarathai | J/159 | 2,052 | | |
| 15 | | | | 15 | Vaddu West | J/167 | 1,287 | | |
| 16 | | Vaddukoddai | 4 | 16 | Vaddu North | J/158 | 1,282 | | |
| 17 | | | | 17 | Vaddu South | J/165 | 2,844 | | |
| 18 | | | | 18 | Vaddu South West | J/166 | 1,135 | | |
| 19 | | Chulipuram | 5 | 19 | Chulipuram East | J/174 | 2,853 | | |
| 20 | | | | 20 | Chulipuram West | J/172 | 2,504 | | |
| 21 | | | | 21 | Chulipuram Centre | J/173 | 2,024 | | |
| 22 | | Moolai | 6 | 22 | Tholpuram East | J/168 | 1,322 | | |
| 23 | | | | 23 | Tholpuram West | J/169 | 3,050 | | |
| 24 | | | | 24 | Ponnalai | J/170 | 1,225 | | |
| 25 | | | | 25 | Moolai | J/171 | 3,403 | | |
| TOTAL | | | | | | | 49,910 | | |

Table No : 3.1 Ambulatory Care (OPD) by Hospital - 2010

| S/N. | Name of DS division | Hospital | OPD Attendance (Total Visits) | Clinic | Total (OPD + Clinic) | Average No. of OPD patients per day | No. of working days |
|------|---------------------|-----------------------|-------------------------------|--------|----------------------|-------------------------------------|---------------------|
| 1 | Vadamaradchi North | BH Point Pedro | 141,939 | 67,111 | 209,050 | 388.9 | 365 |
| | | DH Valvettithurai | 84,931 | 19,993 | 104,924 | 232.7 | 365 |
| 2 | Vada. South West | PMCU Point Pedro | 33,148 | 4,087 | 37,235 | 137.5 | 241 |
| | | DH Karaveddy | 47,851 | 7,683 | 55,534 | 209.9 | 228 |
| 3 | Vadamaradchi East | DH Maruthankerny | 2,724 | - | 2,724 | - | - |
| | | DH Ampan | 10,479 | 3,373 | 13,852 | 60.9 | 172 |
| 4 | Thenmaradchchi | PMCU Mulliyan | - | - | - | - | - |
| | | BH Chavakachcheri | 125,003 | 20,352 | 145,355 | 342.5 | 365 |
| 5 | Valikamam North | DH Kodikamam | 31,404 | 4,648 | 36,052 | 106.5 | 295 |
| | | DH Varany | 14,552 | 1,602 | 16,154 | 50.5 | 288 |
| 6 | Vali. South | PMCU Kaithady | 12,819 | 2,931 | 15,750 | 47.5 | 270 |
| | | BH Tellipallai | 57,202 | 36,613 | 93,815 | 156.7 | 365 |
| 7 | Vali. East | DH Alaveddy | 29,705 | 3,731 | 33,436 | 116.5 | 255 |
| | | PMCU Kankesanthurai | - | - | - | - | - |
| 8 | Vali. South | PMCU Palaly | - | - | - | - | - |
| | | PMCU Chunnakam | 20,212 | 5,348 | 25,560 | 73.0 | 277 |
| 9 | Vali. South | PMCU Erlalai | 11,810 | 4,501 | 16,311 | 48.2 | 245 |
| | | PMCU Inuvil | 17,562 | 5,584 | 23,146 | 85.7 | 205 |
| 10 | Vali. South | PMCU Punnalaikadduvan | 21,367 | 2,361 | 23,728 | 113.1 | 189 |
| | | PMCU Uduvil | 31,541 | 5,273 | 36,814 | 159.3 | 198 |
| 11 | Vali. South | DH Atchuvely | 69,384 | 21,078 | 90,462 | 190.1 | 365 |
| | | DH Kopay | 63,173 | 13,488 | 76,661 | 173.1 | 365 |
| 12 | Vali. East | PMCU Puttur | 19,251 | 8,514 | 27,765 | 85.6 | 225 |
| | | PMCU Urumpirai | 28,566 | 5,304 | 33,870 | 143.5 | 199 |

| S/N. | Name of DS division | Hospital | OPD Attendance (Total Visits) | Clinic | Total (OPD + Clinic) | Average No. of OPD patients per day | No. of working days |
|--------------------|---------------------|------------------|-------------------------------|----------------|----------------------|-------------------------------------|---------------------|
| 8 | Nallur | DH Kondavil | 20,521 | 7,731 | 28,252 | 85.1 | 241 |
| | | PMCU Kokuvil | 13,549 | 1,870 | 15,419 | 49.3 | 275 |
| 9 | Vali. West | DH Chankanai | 63,608 | 25,737 | 89,345 | 174.3 | 365 |
| | | DH Pandatheruppu | 20,121 | 4,036 | 24,157 | 89.8 | 224 |
| | | DH Vaddukoddai | 29,576 | 12,994 | 42,570 | 108.3 | 273 |
| | | PMCU Tholpuram | 23,278 | 11,386 | 34,664 | 85.3 | 273 |
| | | PMCU Vaddukoddai | 10,205 | 3,232 | 13,437 | 64.6 | 158 |
| 10 | Vali. South West | DH Manipay | 26,040 | 5,765 | 31,805 | 140.8 | 185 |
| | | PMCU Ilavalai | 24,004 | 4,756 | 28,760 | 112.7 | 213 |
| 11 | Jaffna | DH Gurunagar | 40,923 | 5,899 | 46,822 | 149.4 | 274 |
| 12 | Island North | BH Kayts | 35,383 | 8,328 | 43,711 | 96.9 | 365 |
| | | DH Analaitivu | 11,516 | 3,380 | 14,896 | 31.6 | 365 |
| 13 | Karainagar | DH Karainagar | 33,337 | 4,291 | 37,628 | 91.3 | 365 |
| 14 | Delft | DH Delft | 21,420 | 5,307 | 26,727 | 58.7 | 365 |
| 15 | Island South | DH Pungudutivu | 10,766 | 5,026 | 15,792 | 31.0 | 347 |
| | | DH Nainativu | 15,543 | 2,384 | 17,927 | 47.8 | 325 |
| | | DH Velanai | 26,138 | 5,696 | 31,834 | 73.0 | 358 |
| | | DH Mandaitivu | - | - | - | - | - |
| Sub Total | | | 1,300,551 | 361,393 | 1,661,944 | 3,563 | 365 |
| Jaffna | | | 268,922 | 476,616 | 745,538 | 736.8 | 365 |
| Grand Total | | | 1,569,473 | 838,009 | 2,407,482 | 4,300 | 365 |

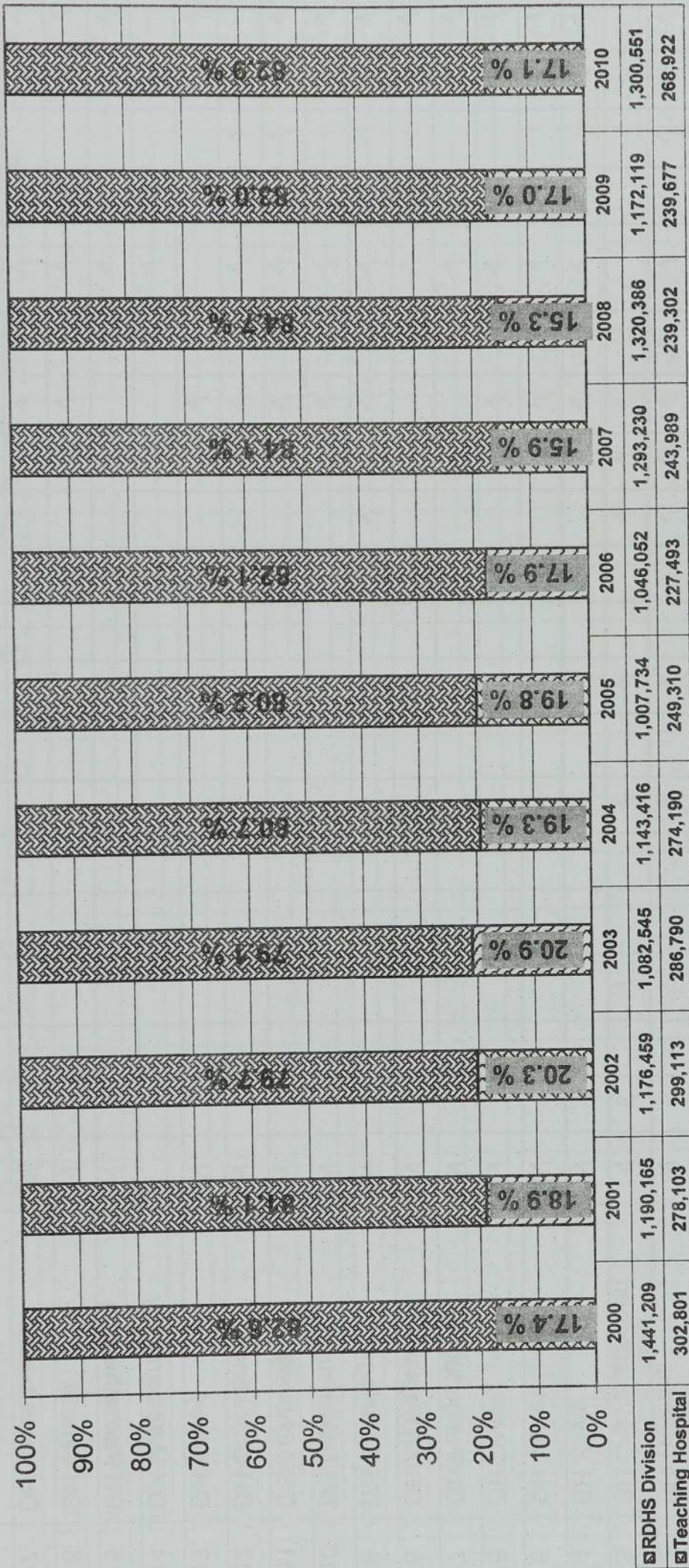
Source : Statistics unit, RDHS, Office, Jaffna

Curative Health Institutions - Indigenous Sector - 2010

| S/N. | Name of DS division | Hospital | OPD Attendance (Total Visits) | Clinic | Total (OPD + Clinic) |
|--------------|---------------------|--------------------|-------------------------------|--------------|----------------------|
| 1 | Jaffna | DAH Jaffna | 6,838 | 947 | 7,785 |
| 2 | Vali. South West | RAH Pandatharippu | 12,392 | 3,906 | 16,298 |
| 3 | Vada. North | RAH Thambasiddy | 7,417 | - | 7,417 |
| 5 | Vada. South West | CAD Karaveddy | 11,638 | 206 | 11,844 |
| 6 | Karainagar | CAD Karainagar | 6,040 | - | 6,040 |
| 7 | Island North | CAD Kayts | 5,320 | - | 5,320 |
| 8 | Vali. East | CAD Urelu | 8,565 | - | 8,565 |
| 9 | | DMU Atchuvvely | 5,141 | - | 5,141 |
| 10 | Thenmaradchchi | CAD Sarasalai | 6,474 | - | 6,474 |
| 11 | | CAD Chavakachcheri | 6,695 | - | 6,695 |
| 12 | Vali. West | CAD Chankanai | 11,211 | - | 11,211 |
| 13 | Vali. North | CAD Tellipalai | 5,486 | - | 5,486 |
| Total | | | 93,217 | 5,059 | 98,276 |

Source :Statistics unit, RDHS. Office, Jaffna

OPD attendance in Govt. Hospitals in Jaffna District, 2000 - 2010



Year

RDHS Division Teaching Hospital

Source : Statistics unit, RDHS, Office, Jaffna

Table No: 3.2 Availability of Clinic Facilities by Hospital – 2010

| S/N | Name of Hospitals | Medical | Surgical | Skin | Eye | ENT | Gyn | Psychiatric | Othopaedic | Paediatric | Cardiology | Neuro | Cancer | TB | Dental | Ante Natal | Well Baby Clinic | F. Planning | Rheumatic | Diabetic | Well Women | |
|-----|-------------------|---------|----------|------|-----|-----|-----|-------------|------------|------------|------------|-------|--------|----|--------|------------|------------------|-------------|-----------|----------|------------|---|
| 1 | BH Point Pedro | ✓ | ✓ | ✓ | ✓ | | ✓ | | | ✓ | | | ✓ | ✓ | ✓ | ✓ | ✓ | ✓ | ✓ | ✓ | ✓ | ✓ |
| 2 | BH Tellipalai | ✓ | | | | | | ✓ | | ✓ | | | ✓ | ✓ | ✓ | ✓ | ✓ | ✓ | ✓ | ✓ | ✓ | ✓ |
| 3 | BH Chavakachcheri | ✓ | ✓ | | ✓ | | | ✓ | | ✓ | | | ✓ | ✓ | ✓ | ✓ | ✓ | ✓ | ✓ | ✓ | ✓ | ✓ |
| 4 | BH Kayts | ✓ | | | | | | | | | | | | | ✓ | ✓ | ✓ | ✓ | ✓ | ✓ | ✓ | ✓ |
| 5 | DH Valvettithurai | ✓ | | | | | | | | | | | | | ✓ | ✓ | ✓ | ✓ | ✓ | ✓ | ✓ | ✓ |
| 6 | DH Delft | ✓ | | | | | | | | | | | | | ✓ | ✓ | ✓ | ✓ | ✓ | ✓ | ✓ | ✓ |
| 7 | DH Pungudutivu | ✓ | | | | | | | | | | | | | | ✓ | ✓ | ✓ | ✓ | ✓ | ✓ | ✓ |
| 8 | DH Analaitivu | ✓ | | | | | | | | | | | | | | ✓ | ✓ | ✓ | ✓ | ✓ | ✓ | ✓ |
| 9 | DH Karainagar | ✓ | | | | | | | | | | | ✓ | | ✓ | ✓ | ✓ | ✓ | ✓ | ✓ | ✓ | ✓ |
| 10 | DH Nainativu | ✓ | | | | | | | | | | | | | ✓ | ✓ | ✓ | ✓ | ✓ | ✓ | ✓ | ✓ |
| 11 | DH Atchuvely | ✓ | | | | | | | | | | | | | ✓ | ✓ | ✓ | ✓ | ✓ | ✓ | ✓ | ✓ |
| 12 | DH Chankanai | ✓ | | | | | | | | | | | | | ✓ | ✓ | ✓ | ✓ | ✓ | ✓ | ✓ | ✓ |
| 13 | DH Kopay | ✓ | | | | | | | | | | | | | ✓ | ✓ | ✓ | ✓ | ✓ | ✓ | ✓ | ✓ |
| 14 | DH Maruthankerny | | | | | | | | | | | | | | | ✓ | ✓ | ✓ | ✓ | ✓ | ✓ | ✓ |
| 15 | DH Pandatharippu | ✓ | | | | | | | | | | | | | | ✓ | ✓ | ✓ | ✓ | ✓ | ✓ | ✓ |
| 16 | DH Velanai | ✓ | | | | | | ✓ | | | | | | | ✓ | ✓ | ✓ | ✓ | ✓ | ✓ | ✓ | ✓ |
| 17 | DH Vaddukoddai | ✓ | | | | | | | | | | | | | ✓ | ✓ | ✓ | ✓ | ✓ | ✓ | ✓ | ✓ |
| 18 | DH Alaveddy | ✓ | | | | | | | | | | | | | | ✓ | ✓ | ✓ | ✓ | ✓ | ✓ | ✓ |
| 19 | DH Ampan | ✓ | | | | | | | | | | | | | | ✓ | ✓ | ✓ | ✓ | ✓ | ✓ | ✓ |
| 20 | DH Gurunagar | ✓ | | | | | | | | | | | | | | ✓ | ✓ | ✓ | ✓ | ✓ | ✓ | ✓ |

| S/N | Name of Hospitals | Medical | Surgical | Skin | Eye | ENT | Gyn | Psychiatric | Othopaedic | Paediatric | Cardiology | Neuro | Cancer | TB | Dental | Ante Natal | Well Baby Clinic | F. Planning | Rheumatic | Diabetic | Well Women | |
|-----|-----------------------|---------|----------|------|-----|-----|-----|-------------|------------|------------|------------|-------|--------|----|--------|------------|------------------|-------------|-----------|----------|------------|---|
| 21 | DH Karaveddy | ✓ | | | | | | | | | | | | | ✓ | ✓ | ✓ | ✓ | | ✓ | ✓ | ✓ |
| 22 | DH Kodikamam | ✓ | | | | | | | | | | | | | | ✓ | ✓ | ✓ | | ✓ | ✓ | ✓ |
| 23 | DH Kondavil | ✓ | | | | | | | | | | | | | | ✓ | ✓ | ✓ | | ✓ | ✓ | ✓ |
| 24 | DH Manipay | ✓ | | | | | | | | | | | | | | ✓ | ✓ | ✓ | | ✓ | ✓ | ✓ |
| 25 | DH Varany | ✓ | | | | | | | | | | | | | | ✓ | ✓ | ✓ | | ✓ | ✓ | ✓ |
| 26 | PMCU Chunnakam | ✓ | | | | | | | | | | | | | | ✓ | ✓ | ✓ | | ✓ | ✓ | ✓ |
| 27 | PMCU Erlalai | ✓ | | | | | | | | | | | | | | ✓ | ✓ | ✓ | | ✓ | ✓ | ✓ |
| 28 | PMCU Inuvil | ✓ | | | | | | | | | | | | | | ✓ | ✓ | ✓ | | ✓ | ✓ | ✓ |
| 29 | PMCU Kaithady | ✓ | | | | | | | | | | | | | | ✓ | ✓ | ✓ | | ✓ | ✓ | ✓ |
| 30 | PMCU Kokuvil | ✓ | | | | | | | | | | | | | | ✓ | ✓ | ✓ | | ✓ | ✓ | ✓ |
| 31 | PMCU Point Pedro | ✓ | | | | | | | | | | | | | | ✓ | ✓ | ✓ | | ✓ | ✓ | ✓ |
| 32 | PMCU Punnalaikadduvan | ✓ | | | | | | | | | | | | | | ✓ | ✓ | ✓ | | ✓ | ✓ | ✓ |
| 33 | PMCU Puttur | ✓ | | | | | | | | | | | | | | ✓ | ✓ | ✓ | | ✓ | ✓ | ✓ |
| 34 | PMCU Tholpuram | ✓ | | | | | | | | | | | | | | ✓ | ✓ | ✓ | | ✓ | ✓ | ✓ |
| 35 | PMCU Uduvil | ✓ | | | | | | | | | | | | | | ✓ | ✓ | ✓ | | ✓ | ✓ | ✓ |
| 36 | PMCU Urumpirai | ✓ | | | | | | | | | | | | | | ✓ | ✓ | ✓ | | ✓ | ✓ | ✓ |
| 37 | PMCU Vaddukoddai | ✓ | | | | | | | | | | | | | | ✓ | ✓ | ✓ | | ✓ | ✓ | ✓ |
| 38 | PMCU Illavalai | ✓ | | | | | | | | | | | | | | ✓ | ✓ | ✓ | | ✓ | ✓ | ✓ |
| | Teaching Hospital | ✓ | ✓ | ✓ | ✓ | ✓ | ✓ | ✓ | ✓ | ✓ | ✓ | ✓ | ✓ | ✓ | ✓ | ✓ | ✓ | ✓ | ✓ | ✓ | ✓ | ✓ |

Source : Statistics unit, RDHS, Office, Jaffna.

Table No 3.3 Clinic Visits by Hospitals – 2010

| S/N | Institutions | Medical | Surgical | Paediatric | Psychiatric | Gyn | Eye | Skin | Orthopaedic | Cardiology | Neuro Surgical | ENT | Cancer | TB | Diabetic | ANC | MBC | MWC | Family Planning | Leprosy |
|-----|-------------------|---------|----------|------------|-------------|-------|-------|------|-------------|------------|----------------|-----|--------|-----|----------|-------|-------|-----|-----------------|---------|
| 1 | BH Point Pedro | 12,454 | 4,007 | 798 | 6,611 | 1,012 | 1,441 | 359 | 0 | 0 | 0 | 0 | 857 | 822 | 14,991 | 3,886 | 795 | 73 | 842 | 0 |
| 2 | BH Tellippalai | 13,239 | 0 | 455 | 7,214 | 0 | 0 | 0 | 0 | 0 | 0 | 0 | 611 | 109 | 8,119 | 518 | 336 | 73 | 578 | 0 |
| 3 | BH Chavakachcheri | 9,068 | 0 | 99 | 3,337 | 0 | 337 | 0 | 0 | 0 | 0 | 0 | 597 | 426 | 6,548 | 0 | 0 | 0 | 0 | 0 |
| 4 | BH Kayts | 2,571 | 0 | 0 | 0 | 0 | 0 | 0 | 0 | 0 | 0 | 0 | 0 | 0 | 952 | 1,312 | 372 | 60 | 889 | 0 |
| 5 | DH Vaivettithurai | 6,501 | 0 | 0 | 0 | 0 | 0 | 0 | 0 | 0 | 0 | 0 | 0 | 0 | 5,231 | 2,245 | 980 | 126 | 0 | 0 |
| 6 | DH Delft | 2,224 | 0 | 0 | 0 | 0 | 0 | 0 | 0 | 0 | 0 | 0 | 0 | 0 | 469 | 519 | 1,379 | 16 | 414 | 0 |
| 7 | DH Pungudutivu | 100 | 0 | 0 | 0 | 0 | 0 | 0 | 0 | 0 | 0 | 0 | 0 | 0 | 0 | 519 | 1,523 | 7 | 278 | 0 |
| 8 | DH Analaitivu | 1,015 | 0 | 0 | 0 | 0 | 0 | 0 | 0 | 0 | 0 | 0 | 0 | 0 | 212 | 195 | 417 | 9 | 95 | 0 |
| 9 | DH Atchuvely | 8,052 | 0 | 0 | 0 | 0 | 0 | 0 | 0 | 0 | 0 | 0 | 0 | 0 | 6,493 | 1,070 | 677 | 63 | 0 | 0 |
| 10 | DH Chankanai | 5,217 | 0 | 0 | 0 | 0 | 0 | 0 | 0 | 0 | 0 | 0 | 262 | 0 | 5,248 | 1,006 | 0 | 0 | 808 | 0 |
| 11 | DH Karainagar | 2,600 | 0 | 0 | 0 | 0 | 0 | 0 | 0 | 0 | 0 | 0 | 109 | 0 | 1,722 | 1,586 | 4,197 | 15 | 595 | 0 |
| 12 | DH Kopay | 3,967 | 0 | 0 | 0 | 0 | 0 | 0 | 0 | 0 | 0 | 0 | 0 | 0 | 3,895 | 691 | 0 | 68 | 931 | 0 |
| 13 | DH Nainaitivu | 2,384 | 0 | 0 | 0 | 0 | 0 | 0 | 0 | 0 | 0 | 0 | 0 | 0 | 0 | 328 | 483 | 13 | 124 | 0 |
| 14 | DH Pandetharippu | 883 | 0 | 0 | 0 | 0 | 0 | 0 | 0 | 0 | 0 | 0 | 0 | 0 | 411 | 917 | 1,743 | 63 | 1,002 | 0 |
| 15 | DH Vaaddukoddai | 2,342 | 0 | 0 | 0 | 0 | 0 | 0 | 0 | 0 | 0 | 0 | 0 | 0 | 1,197 | 1,104 | 5,269 | 46 | 1,227 | 0 |
| 16 | DH Velanai | 1,445 | 0 | 0 | 446 | 0 | 0 | 0 | 0 | 0 | 0 | 0 | 0 | 0 | 85 | 922 | 246 | 27 | 359 | 0 |
| 17 | DH Alaveddy | 842 | 0 | 0 | 0 | 0 | 0 | 0 | 0 | 0 | 0 | 0 | 0 | 0 | 780 | 1,272 | 0 | 42 | 399 | 0 |
| 18 | DH Ampan | 30 | 0 | 0 | 0 | 0 | 0 | 0 | 0 | 0 | 0 | 0 | 0 | 0 | 0 | 324 | 416 | 0 | 773 | 0 |
| 19 | DH Gurunagar | 324 | 0 | 0 | 0 | 0 | 0 | 0 | 0 | 0 | 0 | 0 | 0 | 0 | 302 | 1,195 | 3,330 | 0 | 662 | 0 |
| 20 | DH Karaveddy | 0 | 0 | 0 | 0 | 0 | 0 | 0 | 0 | 0 | 0 | 0 | 0 | 0 | 3,073 | 921 | 583 | 55 | 394 | 0 |
| 21 | DH Kodikamam | 2,142 | 0 | 0 | 0 | 0 | 0 | 0 | 0 | 0 | 0 | 0 | 0 | 0 | 2,338 | 1,472 | 1,968 | 0 | 740 | 0 |
| 22 | DH Kondavil | 1,191 | 0 | 0 | 0 | 0 | 0 | 0 | 0 | 0 | 0 | 0 | 0 | 0 | 930 | 1,319 | 497 | 96 | 311 | 0 |

| S/N | Institutions | Medical | Surgical | Paediatric | Psychiatric | Gyn | Eye | Skin | Orthopaedic | Cadology | Neuro Surgical | ENT | Cancer | TB | Diabetic | ANC | WBC | MWC | Family Planning | Leprosy |
|-----|--------------------------|---------|----------|------------|-------------|--------|--------|--------|-------------|----------|----------------|--------|--------|-------|----------|--------|--------|-------|-----------------|---------|
| 23 | DH Manipay | 407 | 0 | 0 | 0 | 8 | 0 | 0 | 0 | 0 | 0 | 0 | 0 | 0 | 454 | 801 | 1,212 | 102 | 907 | 0 |
| 24 | DH Varany | 0 | 0 | 0 | 0 | 0 | 0 | 0 | 0 | 0 | 0 | 0 | 0 | 0 | 312 | 779 | 712 | 27 | 480 | 0 |
| 25 | PMCU Chunnakam | 1,641 | 0 | 0 | 0 | 0 | 0 | 0 | 0 | 0 | 0 | 0 | 0 | 0 | 751 | 1,004 | 514 | 122 | 565 | 0 |
| 26 | PMCU Erialai | 356 | 0 | 0 | 0 | 0 | 0 | 0 | 0 | 0 | 0 | 0 | 0 | 0 | 571 | 529 | 207 | 131 | 90 | 0 |
| 27 | PMCU Inuvil | 440 | 0 | 0 | 0 | 0 | 0 | 0 | 0 | 0 | 0 | 0 | 0 | 0 | 402 | 765 | 1,889 | 162 | 281 | 0 |
| 28 | PMCU Kaitiady | 288 | 0 | 0 | 0 | 0 | 0 | 0 | 0 | 0 | 0 | 0 | 0 | 0 | 139 | 695 | 766 | 30 | 843 | 0 |
| 29 | PMCU Kokuvil | 105 | 0 | 0 | 0 | 0 | 0 | 0 | 0 | 0 | 0 | 0 | 0 | 0 | 510 | 498 | 374 | 0 | 366 | 0 |
| 30 | PMCU Point Pedro | 489 | 0 | 0 | 0 | 0 | 0 | 0 | 0 | 0 | 0 | 0 | 0 | 0 | 6,341 | 457 | 450 | 283 | 1,659 | 0 |
| 31 | PMCU Pumalaiakadduvan | 650 | 0 | 0 | 0 | 0 | 0 | 0 | 0 | 0 | 0 | 0 | 0 | 0 | 317 | 737 | 1,524 | 10 | 641 | 0 |
| 32 | PMCU Puttur | 328 | 0 | 0 | 0 | 0 | 0 | 0 | 0 | 0 | 0 | 0 | 0 | 0 | 99 | 1,627 | 2,726 | 41 | 921 | 0 |
| 33 | PMCU Thoipuram | 830 | 0 | 0 | 0 | 0 | 0 | 0 | 0 | 0 | 0 | 0 | 0 | 0 | 139 | 1,885 | 2,217 | 27 | 974 | 0 |
| 34 | PMCU Uduvil | 806 | 0 | 0 | 0 | 0 | 0 | 0 | 0 | 0 | 0 | 0 | 0 | 0 | 0 | 982 | 1,649 | 163 | 1,146 | 0 |
| 35 | PMCU Urumpirai | 1,275 | 0 | 0 | 0 | 0 | 0 | 0 | 0 | 0 | 0 | 0 | 0 | 0 | 0 | 1,519 | 1,251 | 220 | 1,016 | 0 |
| 36 | PMCU Vaddukoddi | 125 | 0 | 0 | 0 | 0 | 0 | 0 | 0 | 0 | 0 | 0 | 0 | 0 | 72 | 1,030 | 1,245 | 0 | 424 | 0 |
| 37 | PMCU Ilavilai | 697 | 0 | 0 | 0 | 0 | 0 | 0 | 0 | 0 | 0 | 0 | 0 | 0 | 314 | 1,037 | 626 | 199 | 489 | 0 |
| | Sub Total | 87,028 | 4,007 | 1,352 | 17,608 | 1,020 | 1,778 | 359 | 0 | 0 | 0 | 0 | 2,436 | 1,357 | 73,417 | 37,666 | 42,573 | 2,369 | 22,223 | 0 |
| | TH Jaffna | 215,584 | 42,343 | 11,255 | 27,399 | 10,408 | 42,145 | 19,753 | 25,396 | 11,346 | 2,162 | 12,465 | 8,315 | 0 | 0 | 18,102 | 0 | 0 | 1,482 | 160 |
| | Grant total | 302,612 | 46,350 | 12,607 | 45,007 | 11,428 | 43,923 | 20,112 | 25,396 | 11,346 | 2,162 | 12,465 | 10,751 | 1,357 | 73,417 | 55,768 | 42,573 | 2,369 | 23,705 | 160 |

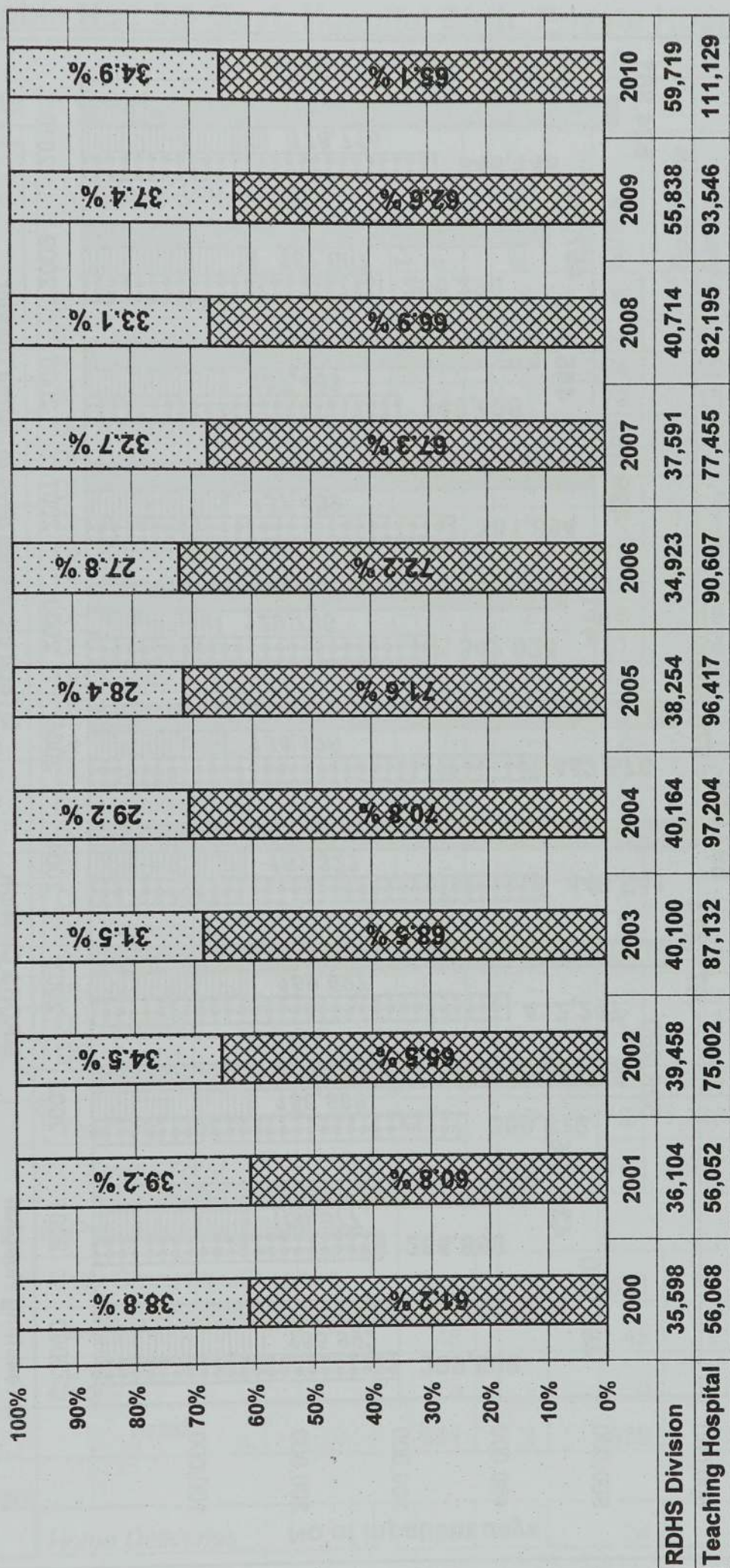
Source :Statistics unit, RDHS, Office, Jaffna.

Table No: 3.4 Indoor Patient Care by Hospital – 2010

| S/N | Name of the Hospital | Total No of admissions | Average admissions per day | No. of bed days | Avg. Length of stay | Bed occupancy rate | No of beds |
|--------------------|--------------------------|------------------------|----------------------------|-----------------|---------------------|--------------------|--------------|
| 1 | BH Point Pedro | 16,979 | 46.5 | 49,644 | 2.9 | 51.5 | 264 |
| 2 | BH Tellipalai | 7,201 | 19.7 | 29,235 | 4.1 | 78.5 | 102 |
| 3 | BH Chavakachcheri | 9,822 | 26.9 | 25,113 | 2.6 | 66.2 | 104 |
| 4 | BH Kayts | 2,963 | 8.1 | 5,701 | 1.9 | 26.5 | 59 |
| 5 | DH Valvettithurai | 3,080 | 8.4 | 21,985 | 7.1 | 69.2 | 87 |
| 6 | DH Delft | 778 | 2.1 | 2,156 | 2.8 | 20.4 | 29 |
| 7 | DH Pungudutivu | - | - | - | - | - | - |
| 8 | DH Analaitivu | 242 | 0.7 | 543 | 2.2 | 10.6 | 14 |
| 9 | DH Atchuvvely | 4,738 | 13.0 | 9,414 | 2.0 | 43.0 | 60 |
| 10 | DH Chankanai | 4,455 | 12.2 | 13,202 | 3.0 | 48.2 | 75 |
| 11 | DH Karainagar | 1,619 | 4.4 | 3,827 | 2.4 | 31.8 | 33 |
| 12 | DH Kopay | 4,047 | 11.1 | 9,569 | 2.4 | 38.6 | 68 |
| 13 | DH Nainativu | 167 | 0.5 | 238 | 1.4 | 1.9 | 34 |
| 14 | DH Maruthankerny | - | - | - | - | - | - |
| 15 | DH Pandatharippu | 391 | 1.1 | 557 | 1.4 | 3.9 | 39 |
| 16 | DH Velanai | 1,627 | 4.5 | 4,070 | 2.5 | 42.9 | 26 |
| 17 | DH Vaddukoddai | 497 | 1.4 | 1,284 | 2.6 | 16.8 | 21 |
| 18 | DH Alaveddy | 13 | 0.0 | 24 | 1.8 | 1.3 | 05 |
| 19 | DH Ampan | - | - | - | - | - | - |
| 20 | DH Gurunagar | 10 | 0.0 | 28 | 2.8 | 1.3 | 06 |
| 21 | DH Karaveddy | 87 | 0.2 | 105 | 1.2 | 2.9 | 10 |
| 22 | DH Kodikamam | 979 | 2.7 | 1,959 | 2.0 | 17.9 | 30 |
| 23 | DH Kondavil | - | - | - | - | - | - |
| 24 | DH Manipay | 24 | 0.1 | 62 | 2.6 | 2.1 | 08 |
| 25 | DH Varany | - | - | - | - | - | - |
| Sub Total | | 59,719 | 163.6 | 178,716 | 3.0 | 45.6 | 1,074 |
| | Teaching Hospital Jaffna | 111,129 | 304.5 | 346,145 | 3.1 | 77.2 | 1,228 |
| Grand Total | | 170,848 | 468.1 | 524,861 | 3.1 | 62.5 | 2,302 |

Source :Statistics unit, RDHS. Office, Jaffna.

Admissions in Govt. Hospitals in Jaffna District, 2000 - 2010




Year

RDHS Division
 Teaching Hospital

Source : Statistics unit, RDHS. Office, Jaffna.

Inpatients days in Govt. Hospitals, Jaffna District, 2000 - 2010



Source : Statistics unit, RDHS. Office, Jaffna.

**Table No : 3.5 Govt. Hospital Birth, Private Hospital Birth &
Home Deliveries - 2010**

Births in Govt. Hospitals

| S.No | Name of Hospital | Total Births | Still Birth | Total Live Births | No. of Low births | % of Low birth weight | Average Deliveries per Month |
|--------------------|-------------------|--------------|-------------|-------------------|-------------------|-----------------------|------------------------------|
| 1 | BH Point Pedro | 1,114 | 8 | 1,106 | 134 | 12.1 | 92.8 |
| 2 | BH Tellipalai | 134 | 1 | 134 | 24 | 17.9 | 11.2 |
| 3 | BH Chavakachcheri | 294 | - | 294 | 19 | 6.5 | 24.5 |
| 4 | BH Kayts | 72 | 1 | 72 | 13 | 18.1 | 6.0 |
| 5 | DH Valvettithurai | 143 | 1 | 143 | 3 | 2.1 | 11.9 |
| 6 | DH Delft | 16 | 1 | 16 | - | - | 1.3 |
| 7 | DH Pungudutivu | - | - | - | - | - | - |
| 8 | DH Analaitivu | 4 | - | 4 | 1 | 25.0 | 0.3 |
| 9 | DH Karainagar | 78 | - | 78 | 10 | 12.8 | 6.5 |
| 10 | DH Nainativu | 12 | - | 12 | 3 | 25.0 | 1.0 |
| 11 | DH Atchuvely | 178 | 2 | 178 | 19 | 10.7 | 14.8 |
| 12 | DH Chankanai | 182 | 1 | 181 | 24 | 13.3 | 15.2 |
| 13 | DH Kopay | 44 | - | 44 | 5 | 11.4 | 3.7 |
| 14 | DH Maruthankerny | - | - | - | - | - | - |
| 15 | DH Pandatharippu | 2 | - | 2 | - | - | 0.2 |
| 16 | DH Velanai | 29 | 1 | 29 | 12 | 41.4 | 2.4 |
| 17 | DH Vaddukoddai | 30 | - | 30 | 7 | 23.3 | 2.5 |
| 18 | DH Alaveddy | 9 | - | 9 | 3 | 33.3 | 0.8 |
| 19 | DH Ampan | - | - | - | - | - | - |
| 20 | DH Gurunagar | 8 | - | 8 | - | - | 0.7 |
| 21 | DH Karaveddy | 5 | - | 5 | - | - | 0.4 |
| 22 | DH Kodikamam | 40 | 1 | 40 | 18 | 45.0 | 3.3 |
| 23 | DH Kondavil | - | - | - | - | - | - |
| 24 | DH Manipay | 17 | - | 17 | 1 | 5.9 | 1.4 |
| 25 | DH Varany | - | - | - | - | - | - |
| Total | | 2,411 | 17 | 2,394 | 296 | 12.4 | 200.9 |
| | Teaching Hospital | 6,972 | 99 | 6,873 | 1,246 | 18.1 | 581.0 |
| Grant Total | | 9,383 | 116 | 9,267 | 1,542 | 16.6 | 781.9 |

Births in Private Hospitals

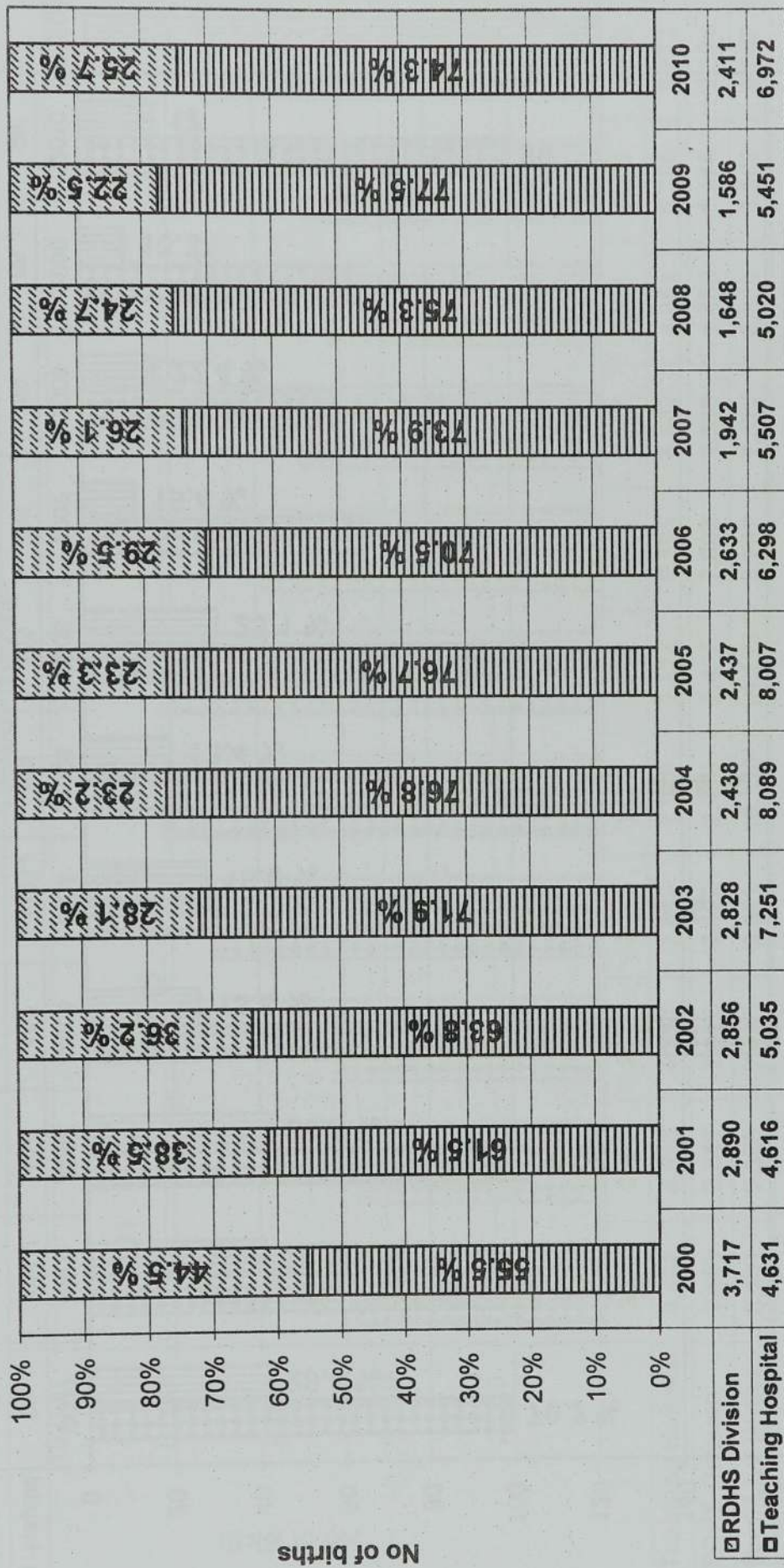
| | | | | | | | |
|--|------------------------------|---------------|------------|--------------|--------------|-------------|--------------|
| 1 | Holly Cross Health centre | 633 | 2 | 631 | 31 | 4.9 | 52.8 |
| 2 | Central Nursing Home | 45 | - | 45 | - | - | 3.8 |
| 4 | Co-operative Hospital Moolai | 3 | - | 3 | - | - | 0.3 |
| Total | | 681 | 2 | 679 | 31 | 4.6 | 56.8 |
| Others | | | | | | | |
| | Home Deliveries | 24 | - | 24 | - | - | 2.0 |
| Total Births in Jaffna District | | 10,088 | 118 | 9,970 | 1,573 | 15.8 | 840.7 |

Source :Hospital maternity statistics


Table No : 3.6 Type of delivery & Mode of delivery – 2010
Deliveries in Govt. Hospitals

| S.No | Name of Hospital | Delivery | | | | Mode of Delivery | | | | |
|--------------------|-------------------|-------------------------|-------------------------|-----------------------|--------------------------|------------------|------------------|------------|----------------------------|-----------|
| | | Total No. of Deliveries | No of Single Deliveries | No of Twin Deliveries | No of Triplet Deliveries | Normal Delivery | Ceascrian (LSCS) | Forceps | Manual removal of Placenta | others |
| 1 | BH Point Pedro | 1,106 | 1,098 | 8 | - | 980 | 98 | - | 11 | 17 |
| 2 | BH Tellipalai | 134 | 134 | - | - | 134 | - | - | - | - |
| 3 | BH Chavakachcheri | 293 | 292 | 1 | - | 289 | - | - | 4 | - |
| 4 | BH Kayts | 72 | 72 | - | - | 70 | - | - | 2 | - |
| 5 | DH Valvettithurai | 142 | 141 | 1 | - | 141 | - | - | 1 | - |
| 6 | DH Delft | 16 | 16 | - | - | 16 | - | - | - | - |
| 7 | DH Pungudutivu | - | - | - | - | - | - | - | - | - |
| 8 | DH Analaitivu | 4 | 4 | - | - | 4 | - | - | - | - |
| 9 | DH Karainagar | 78 | 78 | - | - | 78 | - | - | - | - |
| 10 | DH Nainativu | 12 | 12 | - | - | 12 | - | - | - | - |
| 11 | DH Atchuvely | 178 | 178 | - | - | 177 | - | - | 1 | - |
| 12 | DH Chankanai | 182 | 182 | - | - | 179 | - | - | 3 | - |
| 13 | DH Kopay | 44 | 44 | - | - | 44 | - | - | - | - |
| 14 | DH Maruthankerny | - | - | - | - | - | - | - | - | - |
| 15 | DH Pandatharippu | 2 | 2 | - | - | 2 | - | - | - | - |
| 16 | DH Velanai | 29 | 29 | - | - | 29 | - | - | - | - |
| 17 | DH Vaddukoddai | 30 | 30 | - | - | 30 | - | - | - | - |
| 18 | DH Alaveddy | 9 | 9 | - | - | 9 | - | - | - | - |
| 19 | DH Ampan | - | - | - | - | - | - | - | - | - |
| 20 | DH Gurunagar | 8 | 8 | - | - | 8 | - | - | - | - |
| 21 | DH Karaveddy | 5 | 5 | - | - | 5 | - | - | - | - |
| 22 | DH Kodikamam | 40 | 40 | - | - | 40 | - | - | - | - |
| 23 | DH Kondavil | - | - | - | - | - | - | - | - | - |
| 24 | DH Manipay | 17 | 17 | - | - | 17 | - | - | - | - |
| 25 | DH Varany | - | - | - | - | - | - | - | - | - |
| Total | | 2,401 | 2,391 | 10 | 0 | 2,264 | 98 | 0 | 22 | 17 |
| | Teaching Hospital | 6,889 | 6,809 | 77 | 3 | 4,633 | 2,045 | 133 | 52 | 26 |
| Grant Total | | 9,290 | 9,200 | 87 | 3 | 6,897 | 2,143 | 133 | 74 | 43 |

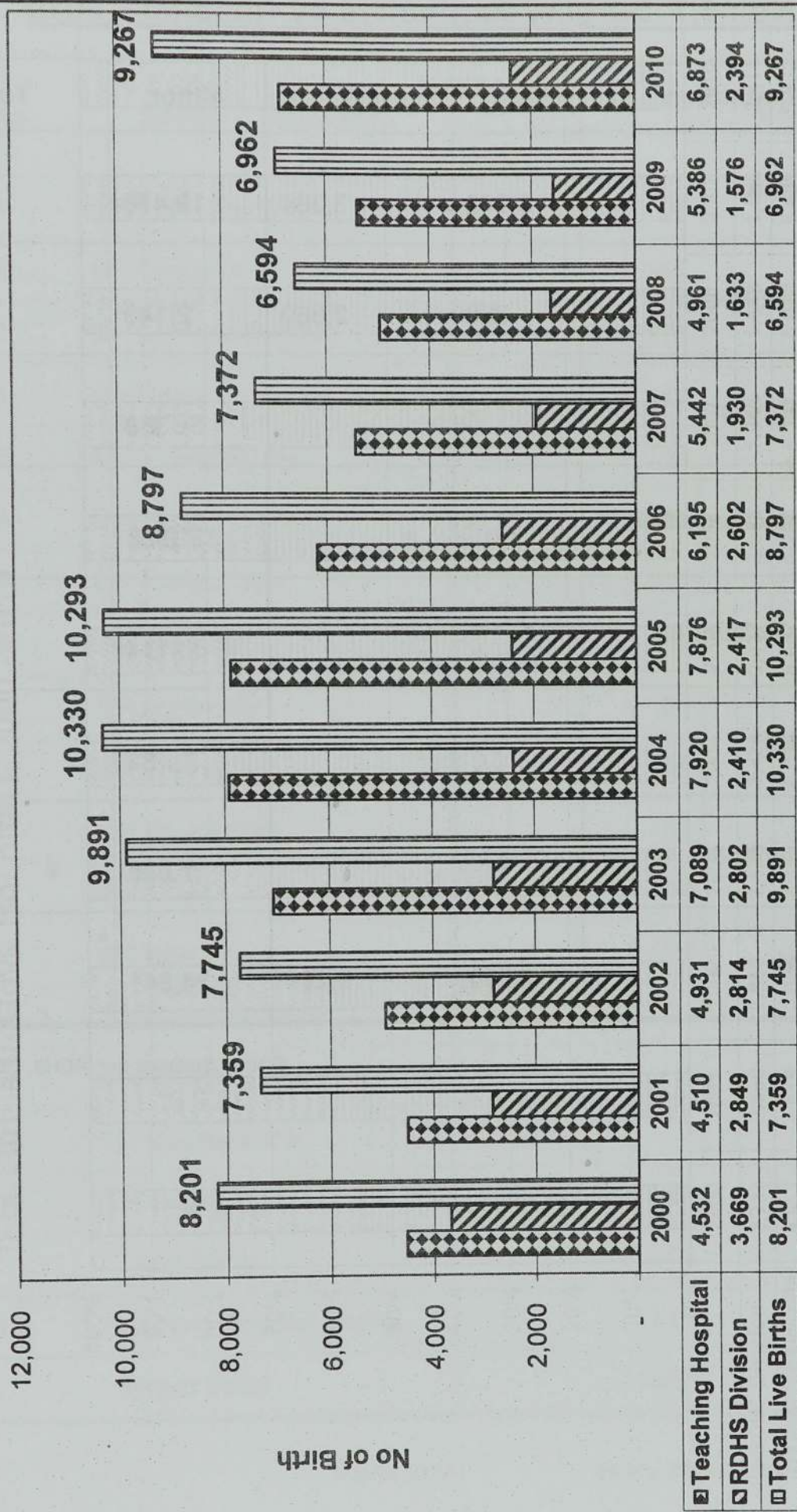
Total Births in Govt. Hospitals, 2000 - 2010



Still Births in Govt. Hospital, 2000 - 2010



Live Births in Govt. Hospital, 2000 - 2010



Year

Teaching Hospital
 RDHS Division
 Total Live Births

Table No : 3.7 Surgery Particulars by Hospital – 2010

| S/N | Institution | Major | Intermediate | Minor | Total |
|--------------|-------------------|--------------|--------------|---------------|---------------|
| 1 | TH Jaffna | 6,762 | 3,384 | 19,476 | 29,622 |
| 2 | BH Point Pedro | 368 | 2,880 | 2,140 | 5,388 |
| 3 | BH Tellipalai | - | - | 388 | 388 |
| 4 | BH Chavakachcheri | - | - | 1,356 | 1,356 |
| 6 | DH Valvettithurai | - | - | 114 | 114 |
| 7 | DH Delft | - | - | 82 | 82 |
| 8 | DH Chankanai | - | - | 1,085 | 1,085 |
| Total | | 7,130 | 6,264 | 24,641 | 38,035 |

Source :Statistics unit, RDHS. Office, Jaffna.

Table No : 3.8 Road Traffic Accident by Hospital – 2010

| S.No. | Name of Institution | No. of cases treated | No. of Deaths |
|--------------------|---------------------------|----------------------|---------------|
| 1 | BH Point Pedro | 57 | 1 |
| 2 | BH Tellipalai | 107 | - |
| 3 | BH Chavakachcheri | 193 | - |
| 4 | BH Kayts | 19 | - |
| 5 | DH Valvettithurai | 44 | - |
| 6 | DH Delft | 11 | - |
| 7 | DH Pungudutivu | - | - |
| 8 | DH Analaitivu | - | - |
| 9 | DH Atchuvvely | 38 | - |
| 10 | DH Changanai | 21 | - |
| 11 | DH Karainagar | 02 | - |
| 12 | DH Kopay | 67 | - |
| 13 | DH Nainativu | 10 | - |
| 14 | DH Maruthankerny | - | - |
| 15 | DH Pandetharippu | - | - |
| 16 | DH Vaddukoddai | - | - |
| 17 | DH Velanai | 45 | - |
| Sub Total | | 614 | 1 |
| 18 | Teaching Hospital, Jaffna | 713 | 21 |
| Grant Total | | 1327 | 22 |

Source :Statistics unit, RDHS. Office, Jaffna.

Table No: 3.9 Performance of Dental Surgeons by Hospitals - 2010

(Hospital Dental Clinics)

| Activity | Name of Institutions | | | | | | | | | | | | | | | Sub Total | T.H Jaffna | Grant Total |
|--------------------------------|----------------------|---------------|-------------------|----------|-------------------|---------------|--------------|----------|---------------|-----------------|--------------|----------------|---------------|----------------|-----------------------|-----------|------------|-------------|
| | BH Point Pedro | BH Tellipalai | BH Chavakachcheri | BH Kayts | DH Valvettithurai | DH Atchuvvely | DH Chankanai | DH Kopay | DH Karainagar | DH Vaddukkottai | DH Velanal * | DH Karaveddy * | DH Kondavil * | DH Kodikamam * | ADC.St.John's College | | | |
| a) Extractions- Deciduous | 180 | 524 | 103 | 39 | 67 | 93 | 180 | 165 | 96 | 52 | 28 | 46 | - | 25 | 95 | 1,693 | 883 | 2,576 |
| Permanent - Caries | 2,673 | 2,632 | 1,550 | 325 | 1,144 | 842 | 1,719 | 1,265 | 335 | 612 | 126 | 377 | 28 | 51 | 52 | 13,731 | 7,034 | 20,765 |
| - Periodontal | 603 | 204 | 435 | 128 | 322 | 309 | 433 | 685 | 202 | 243 | 45 | 165 | 26 | 13 | - | 3,813 | 2,573 | 6,386 |
| - Others | 44 | 142 | 51 | 5 | 22 | 68 | - | - | - | - | 4 | - | 3 | 2 | 7 | 348 | 239 | 587 |
| b) D.A.A. Treated | 343 | 619 | 291 | 67 | 434 | 394 | 2 | 970 | 203 | 132 | 26 | - | 17 | 12 | 61 | 3,571 | 4,896 | 8,467 |
| c) Fractures - Treated | 9 | 81 | 10 | - | 22 | - | - | 99 | - | 15 | - | - | 1 | - | - | 237 | 60 | 297 |
| d) Medico Legal | - | 4 | 3 | - | - | - | - | - | - | - | - | - | 1 | - | - | 8 | 6 | 14 |
| e) Post Op- Haemorrhage | 1 | - | 6 | - | - | 8 | - | 2 | - | - | - | - | - | - | - | 17 | 22 | 39 |
| Inflections | 1 | - | 67 | 13 | 18 | 75 | - | 20 | 4 | 15 | 1 | - | 2 | 5 | - | 221 | 111 | 332 |
| f) Pre malignant - leucoplakia | 1 | 1 | - | - | 4 | 2 | - | 3 | - | 1 | - | - | - | - | - | 12 | 6 | 18 |
| Other | - | 2 | 2 | 1 | 15 | - | - | 1 | - | 307 | 2 | - | - | - | 12 | 342 | 272 | 614 |
| g) Oral Carcinoma | - | 2 | 1 | 1 | 2 | 1 | - | - | - | - | - | 5 | - | - | - | 12 | 16 | 28 |
| h) Candida Albicans | - | 1 | - | - | 6 | - | - | - | - | - | 1 | 90 | - | - | - | 98 | 25 | 123 |
| i) Restorations - Temporary | 887 | 505 | 507 | 105 | 359 | 262 | 654 | 222 | 114 | 114 | 47 | 3 | 6 | 11 | 682 | 4,478 | 1,630 | 6,108 |
| Permanent - Amalgam | 10 | 319 | 766 | 106 | 50 | 26 | 250 | 139 | - | 56 | 33 | 69 | - | 97 | 168 | 2,089 | 770 | 2,859 |
| Permanent - Composite | 145 | 387 | 326 | 31 | 33 | 6 | 517 | 147 | 108 | 161 | 12 | - | - | 59 | 17 | 1,949 | 1,148 | 3,097 |

| Activity | Name of Institutions | | | | | | | | | | | | | | Sub Total | T.H Jaffna | Grant Total | |
|---------------------------------|----------------------|---------------|-------------------|--------------|-------------------|---------------|----------------|--------------|---------------|-----------------|--------------|--------------|---------------|----------------|--------------|---------------|---------------|-------------------------|
| | BH Point Pedro | BH Tellipalai | BH Chavakachcheri | BH Kayts | DH Valvettithurai | DH Atchuveily | DH Chankanalai | DH Kopay | DH Karainagar | DH Vaddukkoddai | DH Velanal * | DH Velanal * | DH Kondavil * | DH Kodikamam * | | | | ADC, St. John's College |
| Advance Conservation | - | 158 | 358 | 208 | - | 66 | 13 | 14 | 271 | - | 104 | - | 21 | 39 | 187 | 1,439 | 334 | 1,773 |
| Periodental Treatment - Scaling | 111 | 447 | 147 | 43 | 419 | 102 | 141 | 199 | 48 | 66 | 21 | - | - | 3 | 356 | 2,103 | 647 | 2,750 |
| Surgery | - | - | 31 | - | 69 | - | - | - | - | - | - | - | - | 2 | - | 102 | 3 | 105 |
| Incision & Drainage | 15 | 16 | 7 | 4 | 34 | 4 | - | 1 | - | - | 1 | 1 | - | - | 1 | 84 | 16 | 100 |
| Impacted | 18 | 22 | - | 5 | 21 | 31 | - | 14 | 1 | - | 1 | 9 | - | - | - | 122 | 211 | 333 |
| Apicoectomy | - | - | - | - | - | - | - | - | - | - | - | - | - | - | - | - | - | - |
| Fractures - Treated | - | 1 | - | - | - | - | - | - | - | - | - | - | - | - | - | 1 | 124 | 125 |
| Biopsies | - | - | - | - | - | - | - | - | - | - | - | - | - | - | - | - | 3 | 3 |
| Other | 11 | 2 | 9 | - | - | - | - | - | - | 1 | - | - | - | - | 10 | 33 | 659 | 692 |
| Indoor | 153 | 23 | 16 | 1 | 9 | - | 8 | - | 1 | 1 | 1 | - | - | - | - | 213 | 594 | 807 |
| All Referrals | 48 | 62 | 22 | 3 | 63 | 48 | 76 | 13 | 3 | 3 | 4 | 7 | - | 1 | - | 353 | 432 | 785 |
| Miscellaneous | 3,445 | 1,247 | 1,266 | 450 | 523 | 915 | 1,790 | 292 | 485 | 198 | 236 | 497 | 60 | 119 | 245 | 11,768 | 6,182 | 17,950 |
| Prevention Individual | 1,205 | 82 | 364 | - | 297 | 320 | 194 | 264 | - | 257 | - | 286 | 7 | 46 | 1,233 | 4,555 | 2,142 | 6,697 |
| Community | - | - | - | - | - | - | - | - | - | - | - | - | 38 | - | 310 | 348 | 13 | 361 |
| FIRST VISIT | 7,243 | 4,006 | 4,366 | 1,127 | 3,126 | 2,503 | 4,839 | 3,910 | 1,474 | 1,862 | 510 | 1,260 | 154 | 294 | 1,423 | 38,097 | 18,823 | 56,920 |
| SECOND VISIT | 2,636 | 2,642 | 539 | 265 | 1,302 | 932 | 722 | 746 | 313 | 406 | 127 | 343 | 22 | 3 | 114 | 11,112 | 9,667 | 20,779 |
| TOTAL VISITS | 9,879 | 6,648 | 4,905 | 1,392 | 4,428 | 3,435 | 5,561 | 4,656 | 1,787 | 2,268 | 637 | 1,603 | 176 | 297 | 1,537 | 49,209 | 28,490 | 77,699 |

* Relief duty station

Source : Statistics unit, RDHS. Office, Jaffna.

Table No: 3.10 Incidence of Notifiable Diseases 2008 – 2010

| S/N | Notifiable Diseases | 2008 | | 2009 | | 2010 | |
|-----|--|--------------|---------------|--------------|---------------|--------------|---------------|
| | | No. of Cases | No. of Deaths | No. of Cases | No. of Deaths | No. of Cases | No. of Deaths |
| 1 | Cholera | - | - | - | - | - | - |
| 2 | Diarrhoea and Dysentery | 2,125 | 03 | 2,768 | 03 | 3,734 | - |
| 3 | Acute Flaccid Paralysis | - | - | - | - | - | - |
| 4 | Diphtheria | - | - | - | - | - | - |
| 5 | Infectious Hepatitis | 53 | - | 240 | - | 85 | - |
| 6 | Tuberculosis | 350 | 15 | 334 | 06 | 378 | 11 |
| 7 | Whooping Cough | 09 | - | - | - | 04 | - |
| 8 | Neo- natal Tetanus | - | - | - | - | - | - |
| 9 | Chicken Pox | 70 | 01 | 203 | 02 | 147 | - |
| 10 | Measles | 01 | - | 07 | - | 10 | - |
| 11 | Mumps | 24 | - | 41 | - | 35 | - |
| 12 | Entric Fever / Typhoid | 483 | - | 619 | - | 1,024 | - |
| 13 | Tetanus | 03 | 01 | - | - | 02 | - |
| 14 | Human Rabies | - | - | - | 02 | - | 01 |
| 15 | Leptospirosis | 06 | 02 | 06 | - | 02 | - |
| 16 | Dengue Fever / Dengue Haemorrhagic Fever | 44 | - | 533 | 06 | 3,599 | 28 |
| 17 | Rubella | - | - | - | - | - | - |
| 18 | Encephalitis | - | - | 01 | 01 | 04 | 01 |
| 19 | Food Poisoning | 69 | 01 | 117 | - | 100 | - |
| 20 | Malaria * | 36 | - | 28 | - | 08 | - |
| 21 | Meningitis | 03 | - | 01 | - | 01 | - |

* Clinical Malaria

(Source : IMMR)

2008 - 04 Positive cases

2009 - 03 Positive cases

Source: AMC, Jaffna

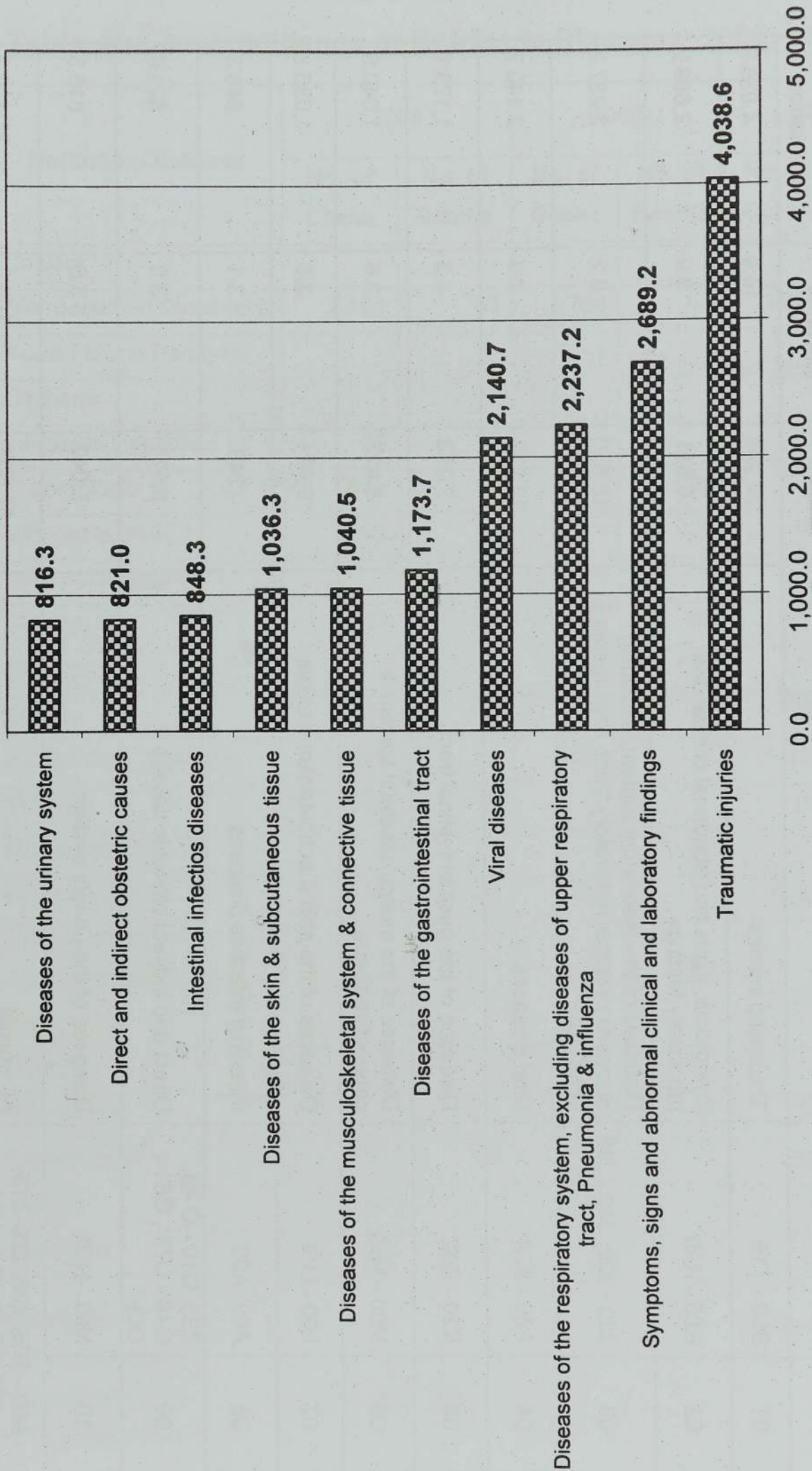
2010 - 03 Positive cases

Table No : 3.11 Leading Causes of Hospitalization in Jaffna District : 2010

| Rank order | ICD Code (10th Revision) | Causes of Hospitalization | No of Cases | Proportionate Mortality | cases per 100,000 Population |
|------------|--|--|-------------|-------------------------|------------------------------|
| 01 | S00 - T19 | Traumatic injuries | 24,946 | 14.9 | 4,038.6 |
| 02 | R00 - R99 | Symptoms, signs and abnormal clinical and laboratory findings | 6,611 | 9.9 | 2,689.2 |
| 03 | J20 - J22, J40 - J98 | Diseases of the respiratory system, excluding diseases of upper respiratory tract, Pneumonia & influenza | 13,819 | 8.2 | 2,237.2 |
| 04 | A80 - B34 | Viral diseases | 13,223 | 7.9 | 2,140.7 |
| 05 | K20 - K92 | Diseases of the gastrointestinal tract | 7,250 | 4.3 | 1,173.7 |
| 06 | M00 - M99 | Diseases of the musculoskeletal system & connective tissue | 6,427 | 3.8 | 1,040.5 |
| 07 | L00 - L99 | Diseases of the skin & subcutaneous tissue | 6,401 | 3.8 | 1,036.3 |
| 08 | A00- A09 | Intestinal infectious diseases | ,240 | 3.1 | 848.3 |
| 09 | Z35, O10 - O 46, O48 - O75 , O81 - O99 | Direct and indirect obstetric causes | 5,071 | 3.0 | 821.0 |
| 10 | N00 - N39 | Diseases of the urinary system | 5,042 | 3.0 | 816.3 |
| | A00 - T98, Z35, Z00-Z13, Z30.2,Z40- Z54, W54 | All causes | 67,583 | 100.0 | 27,130.3 |

Source : IMMR - 2010

Leading Causes of Hospitalization in Jaffna District : 2010



cases per 100,000 Population

Table No : 3.12 Leading Causes of Hospital Deaths in Jaffna District : 2010

| Rank order | ICD Code (10th Revision) | Causes of Death | Number of Deaths | Proportionate Mortality | Rate per 100,000 Population |
|---|--------------------------|---|------------------|-------------------------|-----------------------------|
| 01 | C00 - D48 | Neoplasms | 202 | 12.3 | 32.7 |
| 02 | I26 - I51 | Pulmonary heart diseases & diseases of the pulmonary circulation | 199 | 12.1 | 32.2 |
| 03 | R00 - R99 | Symptoms, signs and abnormal clinical and laboratory findings | 163 | 9.9 | 26.4 |
| 04 | I20 - I25 | Ischamic heart disease | 138 | 8.4 | 22.3 |
| 05 | I60 - I69 | Cerebrovascular disease | 126 | 7.7 | 20.4 |
| 06 | J20 - J22, J40 - J98 | Diseases of the respiratory system, excluding diseases of the upper respiratory tract | 125 | 7.6 | 20.2 |
| 07 | A20 - A49 | Zoonotic & the other bacterial diseases | 98 | 6.0 | 15.9 |
| 08 | J12 - J18 | Pneumonia | 75 | 4.6 | 12.1 |
| 09 | K20 - K92 | Diseases of the gastrointestinal tract | 73 | 4.4 | 11.8 |
| 10 | N00 - N39 | Diseases of the urinary system | 70 | 4.3 | 11.3 |
| A00 - T98, Z35, Z00-Z13, Z30.2, Z40- Z54, W54 | | | 1,642 | 100.0 | 265.8 |

Source : IMMR, 2010

Leading Causes of Hospital Deaths in Jaffna District : 2010

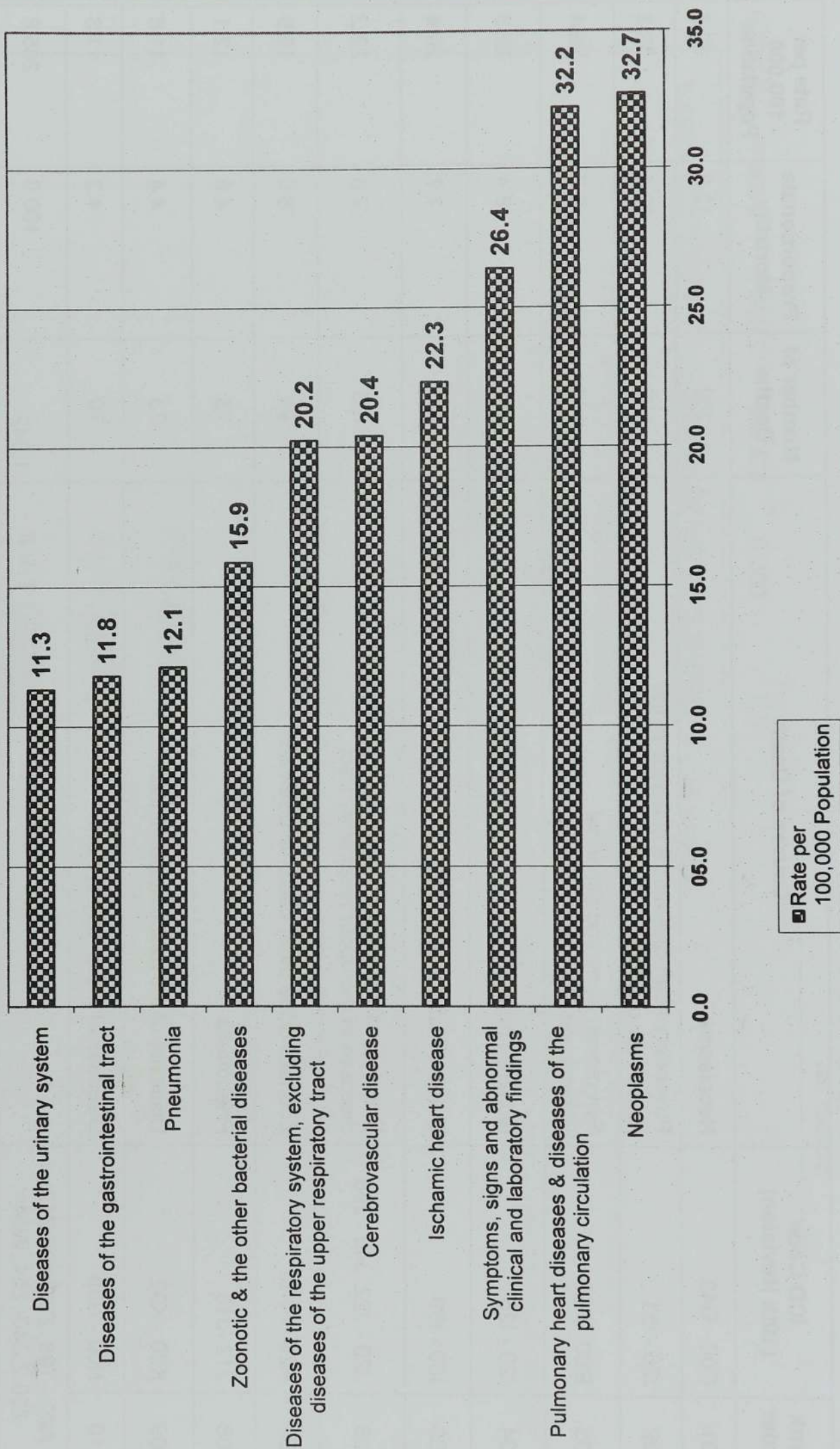


Table No : 3.13 Trends in Hospital Morbidity & Mortality by Broad Disease Groups – 2010

| S.No | International classification of Diseases (10th Revision) | No of cases | Cases per 100,000 population | No of deaths | Death per 100,000 population |
|------|--|-------------|------------------------------|--------------|------------------------------|
| 1 | Certain infectious and Parasitics diseases(A00-B99) | 19,453 | 3,149.3 | 146 | 23.6 |
| 2 | Neoplasms(C00-D48) | 1,008 | 163.2 | 202 | 32.7 |
| 3 | Diseases of the blood and blood forming organs and certain disorders involving the immune mechanism(D50-D89) | 941 | 152.3 | 11 | 1.8 |
| 4 | Endocrine, nutritional and metabolic diseases(E00-E90) | 2,966 | 480.2 | 28 | 4.5 |
| 5 | Mental and behavioural disorders(F00-F99) | 2,664 | 431.3 | - | - |
| 6 | Diseases of nervous system (G00-G99) | 2,362 | 382.4 | 27 | 4.4 |
| 7 | Diseases of the eye and adnexa (H00-H59) | 4,027 | 651.9 | - | - |
| 8 | Diseases of ear and mastoid process (H60-H95) | 990 | 160.3 | - | - |
| 9 | Diseases of the circulatory system (I00-I99) | 7,594 | 1,229.4 | 474 | 76.7 |
| 10 | Diseases of the respiratory system (J00-J99) | 18,976 | 3,072.1 | 202 | 32.7 |
| 11 | Diseases of the digestive system (K00-K93) | 7,649 | 1,238.3 | 73 | 11.8 |
| 12 | Diseases of the skin and subcutaneous tissue (L00-L99) | 6,401 | 1,036.3 | 3 | 0.5 |
| 13 | Diseases of the musculoskeletal system and connective tissue (M00-M99) | 6,427 | 1,040.5 | 4 | 0.6 |
| 14 | Diseases of the genitourinary system (N00-N99) | 9,603 | 1,554.6 | 71 | 11.5 |
| 15 | Pregnancy, childbirth and the puerperium (O00-O99) | 14,268 | 2,309.9 | 1 | 0.2 |
| 16 | Certain conditions originating in the perinatal period (P00-P96) | 982 | 159.0 | 84 | 13.6 |
| 17 | Congenital malformations, deformations and chromosomal abnormalities (Q00-Q99) | 324 | 52.5 | 31 | 5.0 |
| 18 | Symptoms, signs and abnormal clinical and laboratory findings, not elsewhere classified (R00-R99) | 16,611 | 2,689.2 | 163 | 26.4 |
| 19 | Injury, poisoning and certain other consequences of external causes (S00-T98) | 31,875 | 5,160.3 | 118 | 19.1 |

Source : IMMR - 2010

Table No : 3.14 Indoor Cancer Patients, 2007 – 2010

Particulars of discharged cancer patients (Hospital) - Jaffna District

| S/N | Name of Disease and ICD Code | 2007 | | 2008 | | 2009 | | 2010 | |
|-----|---|----------------|-------|----------------|-------|----------------|-------|----------------|-------|
| | | Life Discharge | Death | Life Discharge | Death | Life Discharge | Death | Life Discharge | Death |
| 1 | Malignant neoplasm of lip, oral cavity and pharynx (C00-C14) | 80 | 13 | 81 | 15 | 92 | 20 | 83 | 17 |
| 2 | Malignant neoplasm of oesophagus (C15) | 86 | 22 | 68 | 17 | 61 | 25 | 113 | 31 |
| 3 | Malignant neoplasm of stomach (C16) | 20 | 02 | 20 | 04 | 18 | 09 | 18 | 08 |
| 4 | Malignant neoplasm of colon (C18) | 06 | 01 | 10 | 02 | 03 | 01 | 10 | 03 |
| 5 | Malignant neoplasm of recto sigmoid junction, rectum, anus and anal canal (C19-C21) | 12 | 03 | 26 | 10 | 20 | 03 | 16 | 02 |
| 6 | Malignant neoplasm of liver and intrahepatic bile duct (C22) | 12 | 04 | 23 | 08 | 12 | 05 | 09 | 03 |
| 7 | Malignant neoplasm of pancreas (C25) | 04 | 02 | 01 | 03 | 06 | 05 | 09 | 04 |
| 8 | Other malignant neoplasm of digestive organs (C17, C23, C24, C26) | 03 | 02 | 04 | 02 | 05 | 01 | 02 | 01 |
| 9 | Malignant neoplasm of larynx (C32) | 30 | 08 | 29 | 07 | 32 | 01 | 16 | - |
| 10 | Malignant neoplasm of trachea, bronchus and lung (C33 - C34) | 22 | 11 | 27 | 09 | 46 | 14 | 68 | 29 |
| 11 | Malignant neoplasm of other respiratory and intrathoracic organs (30, C31, C37-C39) | 03 | 01 | 01 | 02 | 01 | 01 | 28 | 05 |
| 12 | Malignant neoplasm of bone and articular cartilage (C40, C41) | 10 | 01 | 06 | 01 | 09 | 04 | 13 | 02 |
| 13 | Melanoma and other Malignant neoplasm of skin (C43, C44) | 02 | - | 06 | - | 12 | - | 02 | 01 |
| 14 | Malignant neoplasm of mesothelial and soft tissue (C45, C49) | 01 | 01 | 01 | 01 | 02 | - | 05 | 01 |
| 15 | Malignant neoplasm of breast (C50) | 83 | 11 | 47 | 11 | 39 | 15 | 71 | 17 |
| 16 | Malignant neoplasm of cervix uteri (C53) | 30 | 04 | 41 | 05 | 26 | 03 | 42 | 05 |

| S/N | Name of Disease and ICD Code | 2007 | | 2008 | | 2009 | | 2010 | |
|-----|---|----------------|------------|----------------|------------|----------------|------------|----------------|------------|
| | | Life Discharge | Death | Life Discharge | Death | Life Discharge | Death | Life Discharge | Death |
| 17 | Malignant neoplasm of other and unspecified parts of uterus (C54, C55) | 01 | - | 01 | 01 | 17 | 04 | 25 | 05 |
| 18 | Malignant neoplasm of Placenta (C58) | 01 | - | - | - | 01 | 01 | - | - |
| 19 | Malignant neoplasm of female genital organs (C51, C52, C56, C57) | 26 | 06 | 17 | 04 | 13 | 02 | 11 | 02 |
| 20 | Malignant neoplasm of prostate (C61) | 22 | 02 | 18 | 04 | 20 | 02 | 40 | 08 |
| 21 | Malignant neoplasm of other male genital organs (C60, C62, C63) | 18 | 03 | 08 | - | 08 | - | 08 | 02 |
| 22 | Malignant neoplasm of bladder (C67) | 18 | 03 | 10 | 01 | 07 | - | 13 | 02 |
| 23 | Malignant neoplasm of other parts of the urinary tract (C64 - C66, C68) | 10 | 03 | 01 | 02 | 02 | - | 05 | 01 |
| 24 | Malignant neoplasm of eye and adnexa (C69) | 02 | 01 | - | - | 02 | - | - | 02 |
| 25 | Malignant neoplasm of brain (C71) | 18 | 01 | 16 | 02 | 21 | 03 | 20 | 02 |
| 26 | Malignant neoplasm of other parts of the central nervous system (C70, C72) | 01 | 02 | 04 | - | 05 | 01 | 02 | - |
| 27 | Malignant neoplasm of thyroid gland (C73) | 08 | 08 | 08 | 02 | 14 | 01 | 23 | 04 |
| 28 | Malignant neoplasm of other endocrine, ill-defined, secondary and unspecified sites (C74, - C80, C97) | 25 | 10 | 16 | 05 | 26 | 12 | 21 | 15 |
| 29 | Hodgkin's disease (81) | 09 | 07 | 09 | 06 | 07 | - | 09 | 05 |
| 30 | Leukemia (C91 - C95) | 15 | 03 | 16 | 09 | 16 | 12 | 22 | 16 |
| 31 | Malignant neoplasm of other lymphoid haematopoietic and related tissue (C82-C85, C88-C90, C96) | 34 | 03 | 27 | 04 | 16 | 01 | 26 | 09 |
| 32 | In situ neoplasm (D00-D09) | 05 | - | 05 | 02 | 04 | - | 01 | - |
| 33 | Benign neoplasm (D10-D36) | 254 | - | 195 | - | 359 | - | 275 | - |
| 34 | Neoplasm of uncertain or unknown behaviour (D37-D48) | 08 | 01 | 06 | 02 | 05 | - | 02 | - |
| | Total | 879 | 139 | 748 | 141 | 927 | 146 | 1,008 | 202 |

Source : IMMR - 2010

Table No : 3.15 Performance of Indoor Facilities by Hospital : 2010

| Name of AGA's Division | Hospital | No. Dis-charges | Deaths | | No. of Beds | No. of Bed days | Bed Occu-pancy rate | Births | | | Still Birth Rate | Maternity Beds |
|------------------------|-----------------------|-----------------|--------|----------|-------------|-----------------|---------------------|-------------|-------------|------------|------------------|----------------|
| | | | No. | Rate (a) | | | | Total Birth | Still Birth | Live Birth | | |
| Vadamaradchi North | BH Point Pedro | 16,918 | 61 | 3.6 | 264 | 49,644 | 51.5 | 1114 | 08 | 1106 | 7.2 | 22 |
| | DH Valvettithurai | 3,092 | 11 | 3.6 | 87 | 21,985 | 69.2 | 143 | 01 | 142 | 7.0 | 18 |
| | PMCU Point Pedro | - | - | - | - | - | - | - | - | - | - | - |
| Vada. South West | DH Karaveddy | 87 | - | - | 10 | 105 | 2.9 | 05 | - | 05 | - | 10 |
| Vadamaradchi East | DH Maruthankerny | - | - | - | - | - | - | - | - | - | - | - |
| | DH Ampan | - | - | - | - | - | - | - | - | - | - | - |
| | PMCU Mulliyan | - | - | - | - | - | - | - | - | - | - | - |
| Thenmaradchi | BH Chavakachcheri | 9,795 | 20 | 2.0 | 104 | 25,113 | 66.2 | 294 | - | 294 | - | 10 |
| | DH Kodikamam | 883 | - | - | 30 | 1,959 | 17.9 | 40 | 01 | 39 | 25.0 | 14 |
| | DH Varany | - | - | - | - | - | - | - | - | - | - | - |
| Valaikamam North | PMCU Kaithady | - | - | - | - | - | - | - | - | - | - | - |
| | BH Tellipalai | 7,183 | 20 | 2.8 | 102 | 29,235 | 78.5 | 134 | 01 | 133 | 7.5 | 10 |
| | DH Alaveddy | 12 | - | - | 05 | 24 | 1.3 | 09 | - | 09 | - | 05 |
| Vali. South | PMCU Kankesanthirai | - | - | - | - | - | - | - | - | - | - | - |
| | PMCU Palaly | - | - | - | - | - | - | - | - | - | - | - |
| | PMCU Chunnakam | - | - | - | - | - | - | - | - | - | - | - |
| Vali. East | PMCU Erlalai | - | - | - | - | - | - | - | - | - | - | - |
| | PMCU Inuvil | - | - | - | - | - | - | - | - | - | - | - |
| | PMCU Punnalaikadduvan | - | - | - | - | - | - | - | - | - | - | - |
| Vali. East | PMCU Uduvil | - | - | - | - | - | - | - | - | - | - | - |
| | DH Atchuvely | 4,833 | 11 | 2.3 | 60 | 9,414 | 43.0 | 178 | 02 | 176 | 11.2 | 11 |
| | DH Kopay | 4,047 | 06 | 1.5 | 68 | 9,569 | 38.6 | 44 | - | 44 | - | 14 |
| | PMCU Puttur | - | - | - | - | - | - | - | - | - | - | - |

| Name of | Hospital | No. Dis- charges | Deaths | | No. of Beds | No. of Bed days | Bed Occu- pancy rate | Births | | | Still Birth Rate | Maternity Beds |
|-----------------|---------------------|---------------------|--------------|-------------|----------------|--------------------|-------------------------|----------------|----------------|---------------|------------------------|-------------------|
| | | | No. | Rate (a) | | | | Total Birth | Still Birth | Live Birth | | |
| AGA's Division | PMCU Urumpirai | - | - | - | - | - | - | - | - | - | - | - |
| Nallur | DH Kondavil | - | - | - | - | - | - | - | - | - | - | - |
| | PMCU Kokuvil | - | - | - | - | - | - | - | - | - | - | - |
| Vali. West | DH Chankanai | 4,455 | 12 | 2.7 | 75 | 13,202 | 48.2 | 182 | 01 | 181 | 5.5 | 16 |
| | DH Pandatharippu | 391 | - | - | 39 | 557 | 3.9 | 02 | - | 02 | - | 13 |
| | DH Vaddukoddai | 499 | 01 | 2.0 | 21 | 1,284 | 16.8 | 30 | - | 30 | - | 05 |
| | PMCU Tholpuram | - | - | - | - | - | - | - | - | - | - | - |
| | PMCU Vaddukoddai | - | - | - | - | - | - | - | - | - | - | - |
| Vali South West | DH Manipay | 24 | - | - | 08 | 62 | 02.1 | 17 | - | 17 | 13.8 | 08 |
| Jaffna | PMCU Ilavalai | - | - | - | - | - | - | - | - | - | - | - |
| Island North | DH Gurunagar | 11 | - | - | 06 | 28 | 1.3 | 08 | - | 08 | - | 06 |
| | BH Kayts | 2,821 | 04 | 1.4 | 59 | 5,701 | 26.5 | 72 | 01 | 71 | - | 10 |
| | DH Analaitivu | 242 | - | - | 14 | 543 | 10.6 | 04 | - | 04 | - | 04 |
| Karainagar | DH Karainagar | 1,540 | 05 | 3.2 | 33 | 3,827 | 31.8 | 78 | - | 78 | - | 07 |
| Delft | DH Delft | 781 | - | - | 29 | 2,156 | 20.4 | 16 | 01 | 15 | 66.6 | 09 |
| Island South | DH Pungudutivu | - | - | - | - | - | - | - | - | - | - | - |
| | DH Nainativu | 170 | 02 | 11.8 | 34 | 238 | 1.9 | 12 | - | 12 | - | 08 |
| | DH Velanai | 1,573 | 01 | .6 | 26 | 4,070 | 42.9 | 29 | 01 | 28 | 34.1 | 10 |
| | DH Mandaitivu | - | - | - | - | - | - | - | - | - | - | - |
| | Sub Total | 59,357 | 154 | 2.6 | 1,074 | 178,716 | 42.5 | 2,411 | 17 | 2,394 | 7.1 | 210 |
| Jaffna | Teaching Hospital | 109,676 | 1489 | 13.6 | 1,228 | 346,145 | 77.2 | 6,972 | 99 | 6,873 | 14.2 | 132 |
| | Grand Total | 169,033 | 1,643 | 9.7 | 2,302 | 524,861 | 52.6 | 9,383 | 116 | 9,267 | 12.4 | 342 |

Source : Statistics unit, RDHS, Office, Jaffna.

Table No : 3.16 Availability of Ambulance by Hospital – 2010

| S/N | Institutions | Availability of ambulance |
|-----|---------------------------|------------------------------------|
| 1 | BH Point Pedro | 2 No. |
| 2 | BH Tellipalai | 1 No. |
| 3 | BH Chavakachcheri | 2 No. |
| 4 | BH Kayts | 1 No. |
| 5 | DH Valvettithurai | 1 No. |
| 6 | DH Delft | 1 No. (Auto), 1 No. Ambulance boat |
| 7 | DH Analaitivu | 1 No. (Auto) |
| 8 | DH Atchuvely | 1 No. |
| 9 | DH Chankanai | 1 No. |
| 10 | DH Karainagar | 1 No. |
| 11 | DH Kopay | 1 No. |
| 12 | DH Nainativu | 1 No. (Auto), 1 No. Ambulance boat |
| 12 | DH Pandertharippu | 1 No. |
| 13 | DH Maruthankerny | 1 No. |
| 14 | DH Vaddukoddai | 1 No. |
| 15 | DH Velanai | 1 No. |
| 16 | DH Alveddy | 1 No. |
| 17 | DH Ampan | 1 No. |
| 18 | DH Karaveddy | 1 No. |
| 19 | DH Kodikamam | 1 No. |
| 20 | DH Kondavil | - |
| 21 | DH Pungudutivu | 1 No. |
| 22 | Cancer Unit Tellipalai | 1 No. |
| 23 | Emergency Ambulance (110) | 1 No. |
| 24 | TH Jaffna | 7 Nos. |

Source :RDHS. Office, Jaffna

Table No :3.17 Transfer of Patients to other Hospitals by Hospital – 2010

| S/N | Name of Hospital | No.of transfers out | Average no. of transfers per month |
|--------------|-------------------|---------------------|------------------------------------|
| 1 | BH Point Pedro | 1,897 | 158 |
| 2 | BH Tellipalai | 1,143 | 95 |
| 3 | BH Chavakachcheri | 2,570 | 214 |
| 4 | BH Kayts | 821 | 68 |
| 5 | DH Valvettithurai | 197 | 16 |
| 6 | DH Delft | 171 | 14 |
| 7 | DH Analaitivu | 36 | 3 |
| 8 | DH Atchuvvely | 518 | 43 |
| 9 | DH Chankanai | 845 | 70 |
| 10 | DH Karainagar | 369 | 31 |
| 11 | DH Kopay | 1,313 | 109 |
| 12 | DH Nainativu | 43 | 4 |
| 13 | DH Pandatharippu | 234 | 20 |
| 14 | DH Vaddukoddai | 252 | 21 |
| 15 | DH Velanai | 603 | 50 |
| 16 | DH Alaveddy | 5 | 0 |
| 17 | DH Karaveddy | 14 | 1 |
| 18 | DH Kodikamam | 230 | 19 |
| 19 | TH Jaffna | 977 | 81 |
| Total | | 12,238 | 1,020 |

Source :Statistics unit, RDHS. Office, Jaffna

Table : 3.18 Performance of Emergency Ambulance Services**("110") - 2010**

| S/N | Name of the Hospital | Return on EAS | | |
|--------------|-------------------------------|---------------------------------------|-------------------------|-----------------------------|
| | | No. of Emergency Calls Attended | No. of Cases Paid | No. of Cases Not Paid |
| 1 | BH Point Pedro | 43 | 26 | 17 |
| 2 | BH Tellipalai | 139 | 113 | 26 |
| 3 | BH Chavakachcheri | 29 | 29 | 0 |
| 4 | BH Kayts | 119 | 101 | 18 |
| 5 | DH Valvettithurai | 24 | 18 | 6 |
| 6 | DH Pungudutivu | 40 | 37 | 3 |
| 7 | DH Atchuvely | 21 | 18 | 3 |
| 8 | DH Chankanai | 124 | 108 | 16 |
| 9 | DH Kopay | 91 | 82 | 9 |
| 10 | DH Karinagar | 6 | 5 | 1 |
| 11 | DH Pandatharippu | 40 | 40 | 0 |
| 12 | DH Vaddukoddai | 109 | 92 | 17 |
| 13 | DH Velanai | 214 | 192 | 22 |
| 14 | DH Alaveddy | 103 | 100 | 3 |
| 15 | DH Karaveddy | 14 | 14 | 0 |
| 16 | DH Kodikamam | 28 | 27 | 1 |
| 17 | Emergency Call Centre, Jaffna | 840 | 565 | 275 |
| Total | | 1,984 | 1,567 | 417 |

Source: Planning Unit, RDHS office, Jaffna

Table No : 4.1 Maternal Deaths - 2010

| S/N | Institution | DS Division | Age | Para | POA | Date of death | Cause of Death |
|-----|---------------------------|-------------|-----|------|-----------|---------------|-------------------------------|
| 1 | Teaching Hospital, Jaffna | Jaffna | 21 | P2 | 38 2/7 | 07.05.2010 | DIC |
| 2 | Teaching Hospital, Jaffna | Jaffna | 37 | P4 | Not known | 06.06.2010 | Criminal abortion |
| 3 | Teaching Hospital, Jaffna | Jaffna | 29 | P1 | 32 | 28.08.2010 | DIC |
| 4 | Teaching Hospital, Jaffna | Velanai | 21 | P1 | 38 | 22.12.2010 | Post Partum Haemorrhage (PPH) |
| 5 | Teaching Hospital, Jaffna | Uduvil | 35 | P5 | 31 | 28.06.2010 | Multiple Fibroid Uterus |

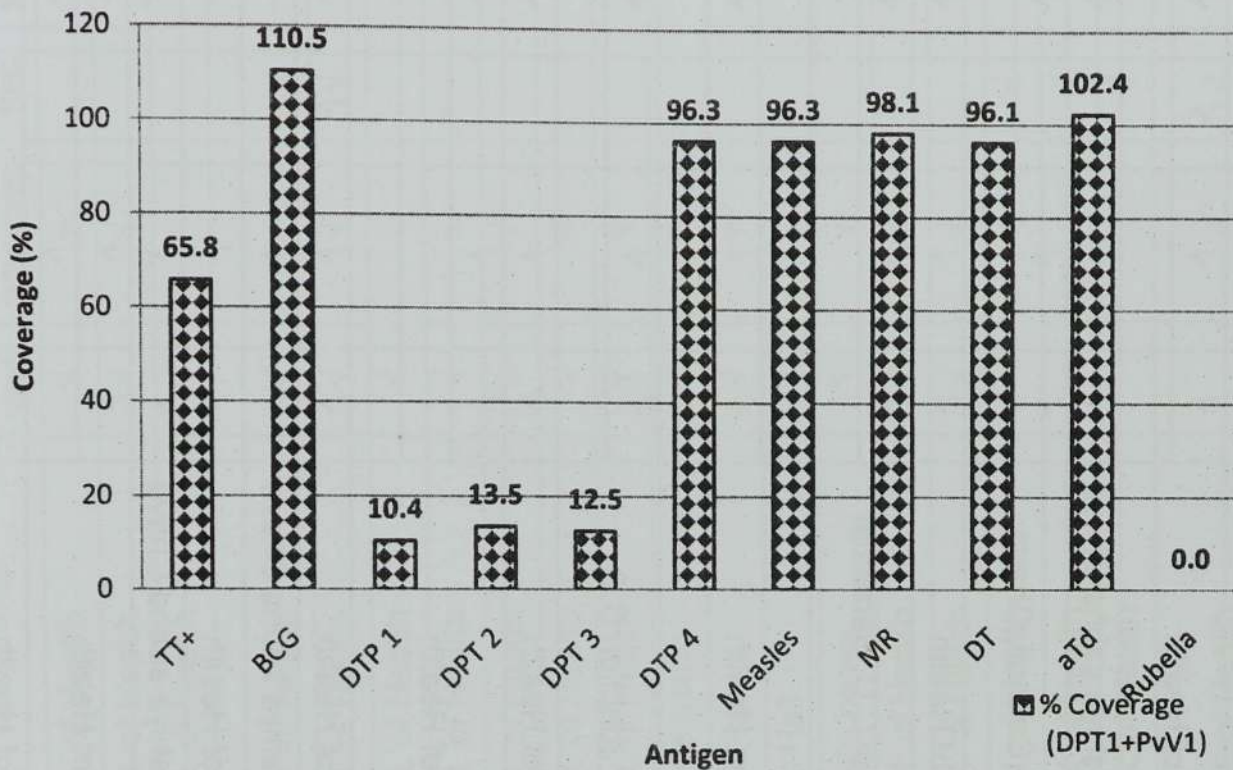
Source : MO/MCH unit, RDHS. Office, Jaffna

Table No: 4.2 Expanded Programme On Immunization – 2010

| ANTIGEN / DOSE | | TOTAL |
|---|-----------------------------|--------|
| B.C.G | | |
| Infants | 1st Dose | 10,004 |
| | 2nd Dose | 105 |
| TRIPLE VACCINE (DPT) | | |
| | 1st Dose | 939 |
| | 2nd Dose | 1,226 |
| | 3rd Dose | 1,135 |
| | 4th Dose | 8,717 |
| PENTAVALENT VACCINE (PvV) | | |
| | 1st Dose | 8,117 |
| | 2nd Dose | 7,728 |
| | 3rd Dose | 7,686 |
| HEPATITIS B VACCINE (HBV) | | |
| | 1st Dose | 945 |
| | 2nd Dose | 1,219 |
| | 3rd Dose | 1,130 |
| ORAL POLIO VACCINE (OPV) | | |
| Under 1Year | 1st Dose | 9,046 |
| | 2nd Dose | 8,920 |
| | 3rd Dose | 8,793 |
| | 4th Dose | 8,693 |
| (at 5 years) | 5 th Dose | 2,546 |
| | Extra dose | 301 |
| MEASLES VACCINE | | |
| On Completion of 9 Months | | 8,720 |
| MEASLES RUBELLA VACCINE (MR) | | |
| On completion of 3 years | | 8,886 |
| DOUBLE VACCINE (DT) | | |
| | 1st Dose | 427 |
| | 2nd Dose | 0 |
| | 3rd Dose | 0 |
| | 4th Dose | 0 |
| (at 5 years) | 5th Dose | 8,707 |
| TETANUS TOXOID (TT) | | |
| Pregnant (a) | 1st Dose | 3,898 |
| | (b) 2nd Dose | 3,634 |
| | (c) 3rd Dose | 2,590 |
| | (d) 4th Dose | 1,456 |
| | (e) 5th Dose | 732 |
| | (f) Booster dose | 5 |
| | (g) Not indicated | 133 |
| Total Nos. of mothers Protected = (b+c+d+e+f+g) | | 5,961 |
| RUBELLA VACCINE (RV) | | |
| 16 - 44 Yrs. | | 0 |
| on completion of 13 years | | 0 |
| aTd Vaccine | (on completion of 12 years) | 9,271 |

Source : RE Unit, RDHS office, Jaffna.

EPI Immunization Coverage (DPT 1+PvV1) - 2010
Jaffna District



EPI Immunization Coverage (Est. Births) - 2010
Jaffna District

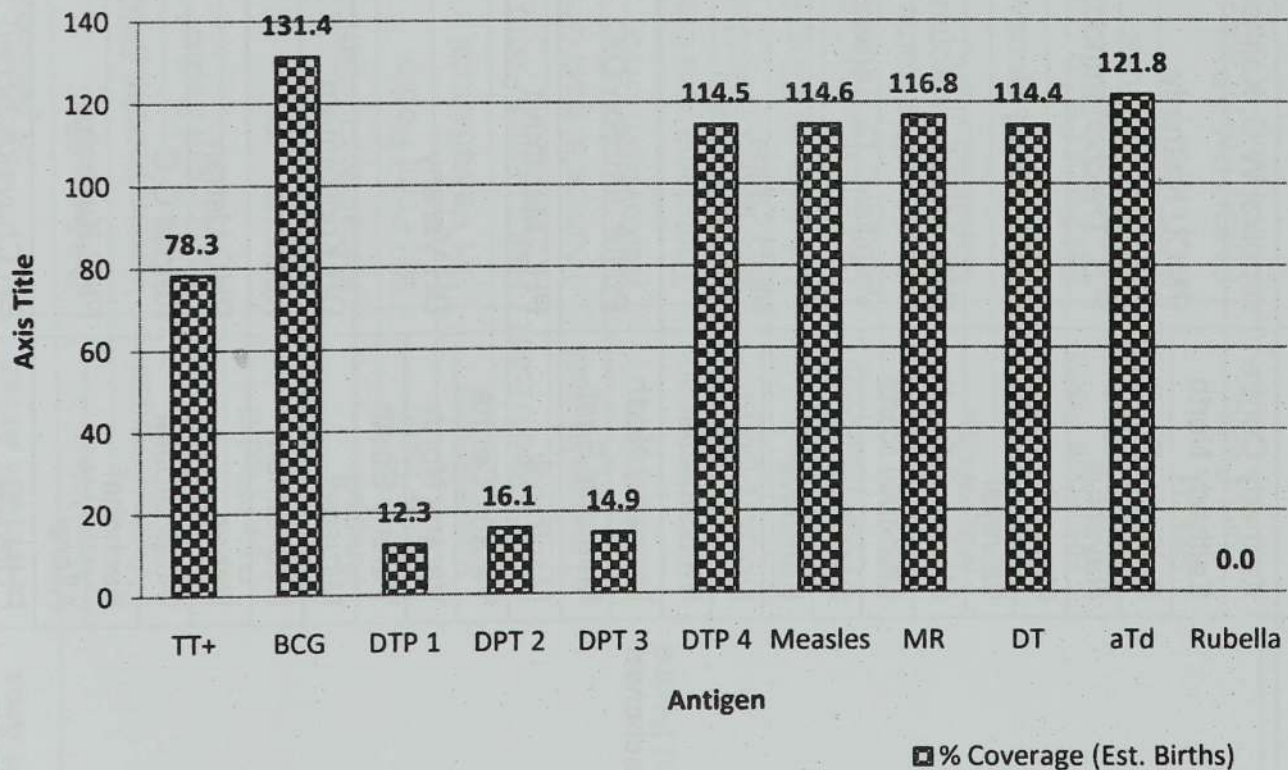


Table No : 23 Particulars Maternal & Child Clinic Locations by MOH Area – 2010

| S/N | MOH Area | PHMM Areas | MOH Clinic locations at present | Ownership | Availability of Clinic | | | | |
|--------|-------------------|------------------|---------------------------------|--------------------------|------------------------|---------|-----|-----|---|
| | | | | | ANC | WBC/CWC | FPC | WWC | |
| 1 | Chavakachcheri | Kaithady Centre | Ampikai W.C. Kaithady | Ampikai W.C. Kaithady | ✓ | ✓ | | | |
| | | Kaithady North | PMCU Kaithady | Dept. of Health | ✓ | ✓ | ✓ | ✓ | |
| | | Kaithady South | | | | | | | |
| | | Navatkuli | P.S. Thachchanthooppu | Predeshiya sabha Chava | ✓ | ✓ | | ✓ | |
| | | Nunavil kalvayal | Public Library Nunavil | Urban Council, Chava | ✓ | ✓ | | ✓ | |
| | | Madduvil South | PHC Madduvil South | Dept. of Health | ✓ | ✓ | | ✓ | |
| | | Madduvil North | Vetpillai C.C. Sarasalai | Vetpillai C.C. Sarasalai | | ✓ | ✓ | | ✓ |
| | | Sarasalai | | | | | | | |
| | | Kerudavil | MOH Office, Chavakachcheri | | Dept. of Health | ✓ | ✓ | | ✓ |
| | | UC | | | | | | | |
| | | Sankathanai | | | | | | | |
| | | Meesalai North | Puttur Junction C.C | Puttur Junction C.C | Puttur Junction C.C | ✓ | ✓ | | ✓ |
| | | Meesalai East | | | | | | | |
| | | Manthuvil | PHC Manthuvil | | Dept. of Health | ✓ | ✓ | | ✓ |
| | | Varany Centre | DH Varany | | Dept. of Health | ✓ | ✓ | | ✓ |
| | | Varany North | | | | | | | |
| | | Varany South | | | | | | | |
| | | Mirusuvil | DH Kodikamam | | Dept. of Health | ✓ | ✓ | | ✓ |
| | | Kodikamam | Kachchai P.S | | Predeshiya sabha Chava | ✓ | ✓ | | ✓ |
| | | Ushan | PHC Ushan | | Dept. of Health | ✓ | ✓ | | ✓ |
| | | Vidathatpalai | Ketpali C.C | | Predeshiya sabha Chava | ✓ | ✓ | | ✓ |
| | | Kachchai | PHC Kachchai | | Dept. of Health | ✓ | ✓ | | ✓ |
| | | Allarai | | | | | | | |
| PHM UC | BH Chavakachcheri | | Dept. of Health | | | ✓ | ✓ | | |

| S/N | MOH Area | PHMM Areas | MOH Clinic locations at present | Ownership | Availability of Clinic | | | |
|-------------------|-------------------|-------------------|---------------------------------|-----------------|------------------------|---------|-----|-----|
| | | | | | ANC | WBC/CWC | FPC | WWC |
| 2 | Point Pedro | Alvai West | Thikkam GHC | Dept. of Health | ✓ | ✓ | | |
| | | Viyaparimoolai | Viyaparimoolai GHC | Dept. of Health | ✓ | ✓ | | ✓ |
| | | Puloly East | MOH Point Pedro | Dept. of Health | ✓ | | | |
| | | Point Pedro South | Athiyady GHC | Dept. of Health | ✓ | | | ✓ |
| | | Ampan | Kudaththanai GHC | Dept. of Health | ✓ | ✓ | ✓ | ✓ |
| | | Puloly East | BH Point Pedro | Dept. of Health | ✓ | ✓ | | |
| | | Valvettithurai | DH Valvettithurai | Dept. of Health | ✓ | ✓ | | |
| | | Point Pedro East | PMCU Point Pedro | Dept. of Health | | ✓ | | |
| | | Thumpalai east | Thumpalai East GHC | Dept. of Health | ✓ | ✓ | | ✓ |
| | | Katkovalam | Kalkovalam GHC | Dept. of Health | ✓ | ✓ | | ✓ |
| | | Thondamanaru | Thondamanaru Clinic Centre | Private home | ✓ | ✓ | | |
| | | Puloly North | Mathanai Clinic Centre | RDS Hall | ✓ | ✓ | | ✓ |
| | | Uduthurai | Uduthurai Clinic Centre | RDS Hall | ✓ | ✓ | | |
| | | Chempianpattu | Chempianpattu Clinic Centre | Private home | ✓ | ✓ | | |
| | | Maruthankerny | DH Maruthankerny | Dept. of Health | ✓ | ✓ | | |
| | | Manalkadu | Manalkadu GHC | Dept. of Health | ✓ | ✓ | | |
| | | MOH Office | MOH Office | Dept. of Health | | | ✓ | ✓ |
| BH Point Pedro | BH Point Pedro | Dept. of Health | | | ✓ | ✓ | | |
| DH Valvettithurai | DH Valvettithurai | Dept. of Health | | | ✓ | ✓ | | |
| PMCU Point Pedro | PMCU Point Pedro | Dept. of Health | | | ✓ | ✓ | | |

| S/N | MOH Area | PHMM Areas | MOH Clinic locations at present | Ownership | Availability of Clinic | | | |
|-----------------|-------------|------------------|---------------------------------|-----------------|------------------------|---------|-----|-----|
| | | | | | ANC | WBC/CWC | FPC | WWC |
| 3 | Karaveddy | Thunnalai South | Kaddaively Library | Private home | ✓ | ✓ | | |
| | | Thunnalai Centre | - | - | | | | |
| | | Karaveddy East | - | - | | | | |
| | | Alvai South | Alvai VC | Private home | ✓ | ✓ | | ✓ |
| | | Nelliady | Vathiri Clinic Centre | Private home | ✓ | ✓ | | ✓ |
| | | Karaveddy West | DH Karaveddy | Dept. of Health | ✓ | ✓ | ✓ | ✓ |
| | | Karaveddy South | - | - | | | | |
| | | Karanavai South | Vipulanantha C.C | Private home | | ✓ | | |
| | | Solankan | Solankan Library | Private home | ✓ | ✓ | | |
| | | Udupiddy | Udupiddy PHC | Private home | ✓ | ✓ | | ✓ |
| | | Valvetty | Valvetty C.C | Private home | | ✓ | | ✓ |
| | | Imayanan | Imaiyanan Women Society | Private home | ✓ | ✓ | | ✓ |
| | | Karanavai North | Kottawathai PHC | Dept. of Health | ✓ | ✓ | | ✓ |
| Karanavai North | Udppiddy VC | Private home | | ✓ | | | | |
| 4 | Tellippalai | Tellippalai | BH Tellippalai | Dept. of Health | ✓ | ✓ | ✓ | ✓ |
| | | Pannalai | PMCU Ilavalai | Dept. of Health | ✓ | ✓ | | ✓ |
| | | Alaveddy South | DH Alaveddy | Dept. of Health | ✓ | | ✓ | ✓ |
| | | Alaveddy North | PHC Seenankaladdy | Dept. of Health | ✓ | ✓ | | |
| | | Mallakam North | PHC Kulamangal | Dept. of Health | ✓ | ✓ | | ✓ |
| | | Vasavilan | PHC Kuddiyapulam | Dept. of Health | ✓ | ✓ | | ✓ |
| | | Alaveddy South | PHC Alaveddy | Dept. of Health | | ✓ | | |
| | | Pannalai | Pannalai C.C | Private | | ✓ | | |
| | | Mallakam North | Kallarai C.C | Private | | ✓ | | |

| S/N | MOH Area | PHMM Areas | MOH-Clinic locations at present | Ownership | Availability of Clinic | | | | |
|-----|----------|------------------|---------------------------------|-----------------|------------------------|-----------------|-----|-----|--|
| | | | | | ANC | WBC/CWC | FPC | WWC | |
| 5 | Uduvil | Thavady | Thavady PHC | Dept. of Health | ✓ | ✓ | | ✓ | |
| | | Inuvil South | PMCU Inuvil | Dept. of Health | | | ✓ | | |
| | | Inuvil North | PMCU Inuvil | Dept. of Health | ✓ | ✓ | ✓ | ✓ | |
| | | Uduvil South | PMCU Uduvil | Dept. of Health | ✓ | | ✓ | ✓ | |
| | | Uduvil West | Sanguvely PHC | Dept. of Health | | ✓ | | | |
| | | Uduvil North | Sanguvely PHC | Dept. of Health | | ✓ | | | |
| | | Uduvil West | PMCU Uduvil | Dept. of Health | ✓ | | ✓ | ✓ | |
| | | Kantharodai | PMCU Uduvil | Dept. of Health | ✓ | | ✓ | ✓ | |
| | | Chunnakam South | PMCU Chunnakam | Dept. of Health | ✓ | ✓ | ✓ | ✓ | |
| | | Chunnakam North | PMCU Chunnakam | Dept. of Health | ✓ | ✓ | ✓ | ✓ | |
| | | Erlalai South | Mylankadu WRDS | Private | ✓ | ✓ | | ✓ | |
| | | Erlalai Centre | PMCU Erlalai | Dept. of Health | | | ✓ | | |
| | | Erlalai North | PMCU Erlalai | Dept. of Health | ✓ | ✓ | ✓ | ✓ | |
| | | Kuppilan | PMCU Punnalaikadduvan | Dept. of Health | ✓ | ✓ | ✓ | ✓ | |
| | | Punnalaikadduvan | PMCU Punnalaikadduvan | Dept. of Health | ✓ | ✓ | ✓ | ✓ | |
| | | | | | Evinai PHC | Dept. of Health | | ✓ | |

| S/N | MOH Area | PHMM Areas | MOH Clinic locations at present | Ownership | Availability of Clinic | | | |
|-----------------|-----------------|------------------|---------------------------------|-----------------|------------------------|---------|-----|-----|
| | | | | | ANC | WBC/CWC | FPC | WWC |
| 6 | Kopay | Idaikadu | Idaikaddu Health Centre | Dept. of Health | ✓ | ✓ | | |
| | | Pathamany | | | ✓ | ✓ | ✓ | ✓ |
| | | Atchuvvely North | DH Atchuvvely | Dept. of Health | | | | |
| | | Atchuvvely South | | | | | | |
| | | Atchuvvely West | | | | | | |
| | | Avarankal West | | | | | | |
| | | Puttur North | PMCU Puttur | Dept. of Health | ✓ | ✓ | ✓ | ✓ |
| | | Puttur East | | | | | | |
| | | Puttur West | | | | | | |
| | | Watharawathai | PHC Watharawathai | Dept. of Health | ✓ | ✓ | | |
| | | Sirupiddy | Common Hall Sirupiddy | Private | ✓ | ✓ | | |
| | | Atchelu | PHC Atchelu | Dept. of Health | ✓ | ✓ | | |
| | | Neervely North | PHC Neervely | Dept. of Health | ✓ | ✓ | | ✓ |
| | | Neervely South | | | | | | |
| | | Urelu | PHC Urelu | Dept. of Health | ✓ | ✓ | | ✓ |
| | | Kopay North | DH Kopay, MOH Kopay | Dept. of Health | ✓ | ✓ | | ✓ |
| Koapy Centre | | | | | | | | |
| Kopay South | PWO Irupalai | Private | ✓ | ✓ | | ✓ | | |
| Irupalai East | | | | | | | | |
| Kaddaipirai | RDS Kaddaipirai | Private | ✓ | ✓ | | ✓ | | |
| Kalviyankadu | | | | | | | | |
| Urumpirai West | | | | | | | | |
| Urumpirai South | PMCU Urumpirai | Dept. of Health | ✓ | ✓ | | ✓ | | |
| Urumpirai North | | | | | | | | |
| Urumpirai East | | | | | | | | |

| S/N | MOH Area | PHMM Areas | MOH Clinic locations at present | Ownership | Availability of Clinic | | | |
|-----|------------|------------------|---------------------------------|-----------------|------------------------|---------|-----|-----|
| | | | | | ANC | WBC/CWC | FPC | WWC |
| 7 | Sandilipay | Ilavalai | PMCU Ilvalalai | Dept. of Health | ✓ | ✓ | ✓ | ✓ |
| | | Sillalai | PHC Sillalai | Dept. of Health | ✓ | ✓ | ✓ | |
| | | Pandatharippu | DH Pandatharippu | Dept. of Health | ✓ | ✓ | ✓ | ✓ |
| | | Mathagal | WBC Mathagal | M.P.C.S | ✓ | ✓ | | |
| | | Piranpattu | PHC Piranpattu | Dept. of Health | ✓ | ✓ | | ✓ |
| | | Sandilipay North | RDS, WBC Mahiyapiddy | Pradeshiasabha | | ✓ | | |
| | | Manipay | MOH Sandilipay | Private | ✓ | ✓ | ✓ | ✓ |
| | | Suthumalai | RDS Kundady | Pradeshiasabha | | ✓ | | |
| | | Chavatkaadu | PHC Chavatkaadu | Dept. of Health | ✓ | ✓ | | ✓ |
| | | Anaikodai | DH Manipay | Dept. of Health | ✓ | ✓ | ✓ | ✓ |
| | Navaly | YMCA Navaly | Private | ✓ | ✓ | | | |
| 8 | Chankanai | Chankanai centre | DH Chankanai | Dept. of Health | ✓ | ✓ | ✓ | ✓ |
| | | Araly West | DH Vaddukoddi | Dept. of Health | ✓ | ✓ | ✓ | ✓ |
| | | Vaddu South | PMCU Vaddukoddi | Dept. of Health | ✓ | ✓ | ✓ | ✓ |
| | | Tholpuram West | PMCU Tholpuram | Dept. of Health | ✓ | ✓ | ✓ | ✓ |
| | | Pannakam | PHC Pannakam | Dept. of Health | ✓ | ✓ | ✓ | ✓ |
| | | Chulipuram West | Chulipuram West | Private | | ✓ | | |

| S/N | MOH Area | PHMM Areas | MOH Clinic locations at present | Ownership | Availability of Clinic | | | |
|--------------------|------------------------------|--------------------|---------------------------------|-------------------------|------------------------|---------|-----|-----|
| | | | | | ANC | WBC/CWC | FPC | WWC |
| 9 | Nallur | Kulapiddy | RDS Kokuvil PHC Centre | Private | ✓ | ✓ | | |
| | | Arukalmadam | | | | | | |
| | | Manchavanapathy | PMCU Kokuvil | Dept. of Health | ✓ | ✓ | ✓ | ✓ |
| | | Pirampady | | | | | | |
| | | Konawalai | | | | | | |
| | | Kondavil South | DH Kondavil | Dept. of Health | ✓ | ✓ | ✓ | ✓ |
| | | Kondavil North | | | | | | |
| | | Kondavil East | | | | | | |
| | | Kondavil Centre | | | | | | |
| | | Thirunelvely North | Thirunelvely VC | Nallur Predeshiya Sabha | ✓ | ✓ | | |
| Thirunelvely South | | | | | | | | |
| Thirunelvely East | Valaiyamman Kovil PHC Centre | Private | | | | | | |
| Ariyalai | Ariyalai PHC Centre | Dept. of Health | ✓ | ✓ | | | | |
| 10 | Kayts | Karainagar East | DH Karainagar | Dept. of Health | ✓ | ✓ | ✓ | ✓ |
| | | Karainagar Centre | DH Karainagar | Dept. of Health | ✓ | ✓ | ✓ | ✓ |
| | | Karainagar West | DH Karainagar | Dept. of Health | ✓ | ✓ | ✓ | ✓ |
| | | Eluvaitivu | St. Thommaiappan Church | Private | ✓ | ✓ | | |
| | | Analaivitivu | DH Analaivitivu | Dept. of Health | ✓ | ✓ | ✓ | ✓ |
| | | Kayts | BH Kayts | Dept. of Health | ✓ | ✓ | ✓ | ✓ |
| | | Naranthanai | RDS Naranthanai | Private | ✓ | ✓ | | |
| | | Puloyankoodal | RDS Puliyankoodal | Private | ✓ | ✓ | | |
| | | Mandaitivu | RDS Mandaitivu | Private | ✓ | ✓ | | |
| | | Allaipiddy | Private | Private | ✓ | ✓ | | |
| | | Velanai I + II | DH Velanai | Dept. of Health | ✓ | ✓ | ✓ | ✓ |
| | | Pungudutivu I + II | DH Pungudutivu | Dept. of Health | ✓ | ✓ | ✓ | ✓ |
| | | Nainativu | DH Nainativu | Dept. of Health | ✓ | ✓ | ✓ | ✓ |
| | | Delft I + II | DH Delft | Dept. of Health | ✓ | ✓ | ✓ | ✓ |

| S/N | MOH Area | PHMM Areas | MOH Clinic locations at present | Ownership | Availability of Clinic | | | |
|-----|----------|------------|---------------------------------|-----------------|------------------------|---------|-----|-----|
| | | | | | ANC | WBC/CWC | FPC | WWC |
| 11 | Jaffna | | DH Gurunagar | Dept. of Health | ✓ | ✓ | ✓ | ✓ |
| | | | Nallur PHC | Private | ✓ | ✓ | | ✓ |
| | | | Ariyalai MH | Private | ✓ | ✓ | ✓ | ✓ |
| | | | Samiyar veethy PHC | Private | ✓ | ✓ | ✓ | ✓ |
| | | | Paasaiyoor MH | JMC | ✓ | ✓ | | |
| | | | PHC Pomaiveli | Private | ✓ | ✓ | ✓ | ✓ |
| | | | MH Navalur | Private | ✓ | ✓ | | |
| | | | Vannarpanai PH | Private | ✓ | ✓ | ✓ | ✓ |
| | | | Kantharmadam PHC | Private | ✓ | ✓ | | |
| | | | MH Jupilic centre | JMC | ✓ | ✓ | ✓ | ✓ |

Source: MOHH Office

Table - 4.4 Family Planning new Acceptors by Method, 2008 – 2010

| S/N | 2008 | 2009 | 2010 |
|--------------------------|--------|--------|--------|
| Permanent Methods | | | |
| Vasectomy | 0 | 0 | 0 |
| Tubectomy | 1,032 | 973 | 1,372 |
| Temporary Methods | | | |
| Pill | 974 | 1,195 | 1,219 |
| IUCD | 401 | 421 | 593 |
| Injectable | 3,196 | 3,438 | 3,949 |
| Implant | - | - | 97 |
| Eligible couples | 74,726 | 83,528 | 85,715 |
| Percentage | 7.5 | 7.2 | 8.9 |

Source :MO/MCH unit, RDHS. Office, Jaffna

Table No : 4.5 Family Planning Particulars – 2010

Family Planning new acceptors by MOH Areas and methods of year

| S/N | MOH Area | Pills | Depo | IUCD | Implant | Total |
|--------------|----------------|--------------|--------------|------------|-----------|--------------|
| 1 | Chavakachcheri | 219 | 522 | 56 | - | 797 |
| 2 | Point Pedro | 90 | 460 | 115 | 56 | 721 |
| 3 | Karaveddy | 68 | 221 | - | 21 | 310 |
| 4 | Kayts | 75 | 247 | 16 | 19 | 357 |
| 5 | Tellipalai | 57 | 216 | 44 | | 317 |
| 6 | Uduvil | 136 | 322 | 36 | | 494 |
| 7 | Sandilipay | 74 | 226 | 1 | | 301 |
| 8 | Chankanai | 149 | 371 | 82 | 1 | 603 |
| 9 | Kopay | 202 | 531 | 50 | | 783 |
| 10 | Nallur | 103 | 176 | 101 | | 380 |
| 11 | Jaffna | 46 | 657 | 92 | | 795 |
| Total | | 1,219 | 3,949 | 593 | 97 | 5,761 |

Source :MO/MCH unit, RDHS. Office, Jaffna

Table No: 4.6 Antinatal Care by MOH area – 2010

| S/N | MOH Area | No.of Antenatal Mothers Attended |
|--------------|----------------|----------------------------------|
| 1 | Chavakachcheri | 900 |
| 2 | Point Pedro | 1,036 |
| 3 | Karaveddy | 574 |
| 4 | Kayts | 800 |
| 5 | Tellipalai | 427 |
| 6 | Uduvil | 839 |
| 7 | Sandilipay | 843 |
| 8 | Chankanai | 770 |
| 9 | Kopay | 1,127 |
| 10 | Nallur | 476 |
| 11 | Jaffna | 1,243 |
| Total | | 9,035 |

Source :MO/MCH unit, RDHS. Office, Jaffna

Table No : 4.7 Thripasha Supply by MOH area – 2010

Avg. number of beneficiaries per month by MOH Area)

| S/N | MOH Area | 6 - 12 Months | 1 - 2 Years | 2 - 5 Years | Ante Natal Mothers | Lactating Mothers |
|--------------|----------------|---------------|--------------|--------------|--------------------|-------------------|
| 1 | Chavakachcheri | 206 | 280 | 371 | 308 | 227 |
| 2 | Point Pedro | 224 | 366 | 428 | 299 | 225 |
| 3 | Karaveddy | 149 | 277 | 449 | 223 | 155 |
| 4 | Kayts | 226 | 376 | 510 | 391 | 269 |
| 5 | Tellipalai | 79 | 134 | 242 | 127 | 76 |
| 6 | Uduvil | 163 | 249 | 487 | 280 | 180 |
| 7 | Sandilipay | 167 | 289 | 572 | 245 | 166 |
| 8 | Chankanai | 161 | 267 | 489 | 211 | 166 |
| 9 | Kopay | 263 | 298 | 658 | 354 | 264 |
| 10 | Nallur | 111 | 159 | 291 | 173 | 120 |
| 11 | Jaffna | 332 | 551 | 827 | 636 | 258 |
| Total | | 2,081 | 3,246 | 5,324 | 3,247 | 2,106 |

Source : RDHS. Office, Jaffna

Table No : 4.8 Corn Soya Supply by MOH area – 2010

| S/N | MOH Area | Avg. no of beneficiaries per month | | | | | |
|-----|----------------|------------------------------------|--------------------------|--------------------------------|---------------------------|---------------------------|--|
| | | No. of Antinatal Mothers | No. of Lactating Mothers | No. of Infants (6 - 12 Months) | No. of children 1 - 3 Yrs | No. of children 3 - 5 Yrs | |
| 1 | Chavakachcheri | 479 | 367 | 351 | 1,263 | 1,292 | |
| 2 | Point Pedro | 395 | 261 | 280 | 767 | 954 | |
| 3 | Karaveddy | 290 | 211 | 193 | 635 | 656 | |
| 4 | Kayts | 376 | 250 | 236 | 882 | 955 | |
| 5 | Tellipalai | 205 | 125 | 147 | 481 | 554 | |
| 6 | Uduvil | 456 | 309 | 314 | 1,019 | 1,034 | |
| 7 | Sandilipay | 343 | 234 | 239 | 967 | 1,081 | |
| 8 | Chankanai | 379 | 259 | 251 | 1,052 | 1,146 | |
| 9 | Kopay | 562 | 384 | 397 | 1,428 | 1,530 | |
| 10 | Nallur | 235 | 147 | 151 | 545 | 525 | |
| 11 | Jaffna | 719 | 351 | 491 | 995 | 1,617 | |
| | Total | 4,439 | 2,898 | 3,050 | 10,034 | 11,344 | |

Source : RDHS. Office, Jaffna

Table No: 4.9 Building Application Inspections by MOH area - 2010

| S/N | MOH Area | No.of Building application received | Building applications inspected | Building applications approved | % of approved |
|--------------|----------------|-------------------------------------|---------------------------------|--------------------------------|---------------|
| 1 | Chavakachcheri | 1,122 | 1,106 | 1,054 | 95.3 |
| 2 | Point Pedro | 483 | 483 | 390 | 80.7 |
| 3 | Karaveddy | 699 | 699 | 682 | 97.6 |
| 4 | Kayts | 689 | 689 | 689 | 100.0 |
| 5 | Tellipalai | 524 | 524 | 521 | 99.4 |
| 6 | Uduvil | 470 | 470 | 451 | 96.0 |
| 7 | Sandiipay | 419 | 412 | 334 | 81.1 |
| 8 | Chankanai | 646 | 646 | 587 | 90.9 |
| 9 | Kopay | 1037 | 1037 | 975 | 94.0 |
| 10 | Nallur | 252 | 240 | 232 | 96.7 |
| 11 | Jaffna | 46 | 46 | 43 | 93.5 |
| Total | | 6,387 | 6,352 | 5,958 | 93.8 |

Source : MOHH Office

Table No : 4.10 School Sanitation Survey by MOH area – 2010

| S/N | MOH area | No. of School | Number of children | | | Requirement | | Available at present | | Deficit (Need) | |
|-----|----------------|---------------|--------------------|---------------|----------------|--------------|--------------|----------------------|--------------|----------------|--------|
| | | | Male | Female | Total | Toilet | Urinal | Toilet | Urinal | Toilet | Urinal |
| 1 | Chavakachcheri | 57 | 7,485 | 7,704 | 15,189 | 417 | 248 | 376 | 353 | 41 | 24 |
| 2 | Point Pedro | 37 | 6,297 | 6,900 | 13,197 | 257 | 235 | 244 | 245 | 12 | - |
| 3 | Karaveddy | 30 | 5,171 | 4,978 | 10,149 | 126 | 214 | 169 | 224 | - | - |
| 4 | Kayts | 53 | 5,410 | 5,113 | 10,523 | 106 | 106 | 56 | 53 | 50 | 53 |
| 5 | Tellipalai | 21 | 3,494 | 3,174 | 6,668 | 102 | 130 | 75 | 120 | 27 | 10 |
| 6 | Uduvil | 34 | 4,534 | 5,564 | 10,098 | 165 | 266 | 135 | 202 | 30 | 64 |
| 7 | Sandilipay | 42 | 6,245 | 6,223 | 12,468 | 352 | 576 | 348 | 576 | 04 | - |
| 8 | Chankanai | 32 | 5,836 | 5,197 | 11,033 | 110 | 220 | 89 | 194 | 21 | 26 |
| 9 | Kopay | 38 | 7,052 | 7,444 | 14,496 | 220 | 107 | 210 | 336 | 10 | - |
| 10 | Nallur | 20 | 3,832 | 2,870 | 6,702 | 52 | 29 | 94 | 147 | - | - |
| 11 | Jaffna | 41 | 14,847 | 13,062 | 27,909 | - | - | 634 | 528 | - | - |
| | Total | 405 | 70,203 | 68,229 | 138,432 | 1,907 | 2,131 | 2,430 | 2,978 | | |

Source: MOOH office

Table No : 4.11 Particulars of Notifications by MOH area – 2010

| S/N | MOH Area | No.of notifications received | Investigation done | |
|--------------|----------------|------------------------------|--------------------|-------------|
| | | | Nos. | % |
| 1 | Chavakachcheri | 264 | 244 | 92.4 |
| 2 | Point Pedro | 323 | 312 | 96.6 |
| 3 | Karaveddy | 552 | 534 | 96.7 |
| 4 | Kayts | 286 | 286 | 100.0 |
| 5 | Tellipalai | 231 | 207 | 89.6 |
| 6 | Uduvil | 516 | 506 | 98.1 |
| 7 | Sandilipay | 588 | 549 | 93.4 |
| 8 | Chankanai | 282 | 264 | 93.6 |
| 9 | Kopay | 474 | 467 | 98.5 |
| 10 | Nallur | 392 | 362 | 92.3 |
| 11 | Jaffna | 905 | 898 | 99.2 |
| Total | | 4,813 | 4,629 | 96.2 |

Source: MOHH office

Table No : 4.12 Availability of Vehicle for Preventive Sector Staff by MOH area – 2010

| S/N | MOH Area | MOH (pick up / van) | SPHI / PHI | | SPHM / PHM | |
|-----|----------------|---------------------|-------------|-------------------|-------------|---------------|
| | | | In position | No. of motorbikes | In position | No. of mopeds |
| 1 | Chavakachcheri | 01 | 06 | 06 | 18 | 16 |
| 2 | Point Pedro | 01 | 07 | 07 | 10 | 09 |
| 3 | Karaveddy | 01 | 04 | 04 | 10 | 10 |
| 4 | Kayts | 01 | 07 | 07 | 07 | 05 |
| 5 | Tellipalai | 01 | 03 | 03 | 9 | 09 |
| 6 | Uduvil | 01 | 04 | 04 | 13 | 13 |
| 7 | Sandilipay | - | 05 | 05 | 11 | 08 |
| 8 | Chankanai | 01 | 5 | 05 | 8 | 08 |
| 9 | Kopay | | 7 | 07 | 14 | 14 |
| 10 | Nallur | 01 | 4 | 04 | - | - |

Source: MOOH office

Table No : 4.13 Latrine Constructions by MOH area – 2010

| S.No. | MOH Area | Number of new latrines constructed |
|-------|----------------|------------------------------------|
| 1 | Chavakachcheri | 199 |
| 2 | Point Pedro | 325 |
| 3 | Karaveddy | 21 |
| 4 | Kayts | 08 |
| 5 | Tellipalai | 186 |
| 6 | Uduvil | 37 |
| 7 | Sandilipay | 119 |
| 8 | Chankanai | 54 |
| 9 | Kopay | 168 |
| 10 | Nallur | 57 |
| 11 | Jaffna | 46 |
| | Total | 1,220 |

Source: MOOH office

Table No : 4.14.1 Accessibility to Safe Latrine by MOH area – 2010

| S/N | MOH Area | Total No.of Houses | Houses with safe Latrines | |
|-----|--------------------|--------------------|---------------------------|--------------|
| | | | Nos. | % |
| 1 | Jaffna | 19,979 | 16,434 | 82.3% |
| 2 | Chavakachcheri | 14,869 | 8,768 | 59.0% |
| 3 | Kayts | 10,319 | 7,089 | 68.7% |
| 4 | Point Pedro | 9,995 | 7,349 | 73.5% |
| 5 | Karaveddy | 10,445 | 7,289 | 69.8% |
| 6 | Kopay | 14,153 | 8,871 | 62.7% |
| 7 | Nallur | 6,760 | 6,211 | 91.9% |
| 8 | Tellipalai | 4,569 | 4,000 | 87.5% |
| 9 | Uduvil | 9,762 | 8,238 | 84.4% |
| 10 | Sandilipay | 10,338 | 7,590 | 73.4% |
| 11 | Chankanai | 12,272 | 10,125 | 82.5% |
| | Grand Total | 123,461 | 91,964 | 74.5% |

Source: MOHH office

Table No : 35 Accessibility to safe Latrinesby MOH area – 2010

| S/N | MOH Area | PHI Range | Total No.of Houses | Houses with safe Latrines | |
|------------------|----------|---------------|--------------------|---------------------------|--------------|
| | | | | Nos. | % |
| 1 | Jaffna | Bazzar I | 1,278 | 1,232 | 96.4% |
| 2 | | Bazzar II | 1,486 | 1,206 | 81.2% |
| 3 | | Ariyalai | 2,367 | 2,097 | 88.6% |
| 4 | | Columbuthurai | 2,410 | 1,668 | 69.2% |
| 5 | | Gurunagar I | 1,988 | 1,375 | 69.2% |
| 6 | | Gurunagar II | 1,988 | 1,375 | 69.2% |
| 7 | | Navanthurai | 2,147 | 1,596 | 74.3% |
| 8 | | Vannarpannai | 2,696 | 2,469 | 91.6% |
| 9 | | Nallur | 3,619 | 3,416 | 94.4% |
| Sub Total | | | 19,979 | 16,434 | 82.3% |

| S/N | MOH Area | PHI Range | Total No.of Houses | Houses with safe Latrines | |
|------------------|----------------|-----------------------|--------------------|---------------------------|--------------|
| | | | | Nos. | % |
| 1 | Chavakachcheri | Varany | 1,443 | 769 | 53.3% |
| 2 | | Chavakachcheri U.C. I | 1,424 | 850 | 59.7% |
| 3 | | Sarasalai | 1,719 | 1,173 | 68.2% |
| 4 | | Kaithady | 2,008 | 1,067 | 53.1% |
| 5 | | Navatkuli | 999 | 611 | 61.2% |
| 6 | | Kodikamam | 989 | 711 | 71.9% |
| 7 | | Chavakachcheri U.C.II | 1,818 | 708 | 38.9% |
| 8 | | Madduvil | 1,172 | 787 | 67.2% |
| 9 | | Meesalai | 2,731 | 1,626 | 59.5% |
| 10 | | Manthuvil | 566 | 466 | 82.3% |
| Sub Total | | | 14,869 | 8,768 | 59.0% |

| S/N | MOH Area | PHI Range | Total No. of Houses | Houses with safe Latrines | |
|------------------|----------|-------------|---------------------|---------------------------|--------------|
| | | | | Nos. | % |
| 1 | Kayts | Allaipiddy | 615 | 353 | 57.4% |
| 2 | | Nainativu | 891 | 703 | 78.9% |
| 3 | | Kayts | 1,592 | 1,009 | 63.4% |
| 4 | | Velanai | 1,426 | 989 | 69.4% |
| 5 | | Pungudutivu | 1,328 | 950 | 71.5% |
| 6 | | Karainagar | 3,002 | 2,156 | 71.8% |
| 7 | | Delft | 929 | 596 | 64.2% |
| 8 | | Analaitivu | 536 | 333 | 62.1% |
| Sub Total | | | 10,319 | 7,089 | 68.7% |

| S/N | MOH Area | PHI Range | Total No. of Houses | Houses with safe Latrines | |
|------------------|--------------|----------------|---------------------|---------------------------|--------------|
| | | | | Nos. | % |
| 1 | Point Pedro | Ampan | 931 | 608 | 65.3% |
| 2 | | Puloly | 1,697 | 1,433 | 84.4% |
| 3 | | Point Pedro I | 1,136 | 1,054 | 92.8% |
| 4 | | Point Pedro II | 1,684 | 1,312 | 77.9% |
| 5 | Thondamanaru | Alvai II | 1,517 | 894 | 58.9% |
| | | Valvettithurai | 1,996 | 1,409 | 70.6% |
| | | Thondamanaru | 1,034 | 639 | 61.8% |
| Sub Total | | | 9,995 | 7,349 | 73.5% |

| S/N | MOH Area | PHI Range | Total No. of Houses | Houses with safe Latrines | |
|------------------|-----------|-----------|---------------------|---------------------------|--------------|
| | | | | Nos. | % |
| 1 | Karaveddy | Karanavai | 2,098 | 1,421 | 67.7% |
| 2 | | Nelliyady | 2,697 | 2,028 | 75.2% |
| 3 | | Thunnalai | 2,213 | 1,363 | 61.6% |
| 4 | | Alvai I | 1,095 | 835 | 76.3% |
| 5 | | Udupiddy | 2,342 | 1,642 | 70.1% |
| Sub Total | | | 10,445 | 7,289 | 69.8% |

| S/N | MOH Area | PHI Range | Total No. of Houses | Houses with safe Latrines | |
|------------------|----------|---------------|---------------------|---------------------------|--------------|
| | | | | Nos. | % |
| 1 | Kopay | Urumpirai | 2,583 | 1,616 | 62.6% |
| 2 | | Atchuvvely I | 1,392 | 890 | 63.9% |
| 3 | | Atchuvvely II | 1,274 | 919 | 72.1% |
| 4 | | Sirupiddy | 1,860 | 1,057 | 56.8% |
| 5 | | Neervely | 2,606 | 1,445 | 55.4% |
| 6 | | Puttur | 1,803 | 1,081 | 60.0% |
| 7 | | Irupalai | 1,139 | 745 | 65.4% |
| 8 | | Kopay | 1,496 | 1,118 | 74.7% |
| Sub Total | | | 14,153 | 8,871 | 62.7% |

| S/N | MOH Area | PHI Range | Total No. of Houses | Houses with safe Latrines | |
|------------------|----------|------------|---------------------|---------------------------|--------------|
| | | | | Nos. | % |
| 1 | Nallur | Kondavil | 2,171 | 1,955 | 90.1% |
| 2 | | Nallur | 1,771 | 1,572 | 88.8% |
| 3 | | Kokuvil I | 1,277 | 1,200 | 94.0% |
| 4 | | Kokuvil II | 1,541 | 1,484 | 96.3% |
| Sub Total | | | 6,760 | 6,211 | 91.9% |

| S/N | MOH Area | PHI Range | Total No. of Houses | Houses with safe Latrines | |
|------------------|------------|------------|---------------------|---------------------------|--------------|
| | | | | Nos. | % |
| 1 | Tellipalai | Mallakam | 1,758 | 1,428 | 81.2% |
| 2 | | Tellipalai | 972 | 882 | 90.7% |
| 3 | | Alaveddy | 1,839 | 1,690 | 91.9% |
| Sub Total | | | 4,569 | 4,000 | 87.5% |

| S/N | MOH Area | PHI Range | Total No. of Houses | Houses with safe Latrines | |
|------------------|----------|--------------------|---------------------|---------------------------|--------------|
| | | | | Nos. | % |
| 1 | Uduvil | Erlalai | 1,619 | 1,378 | 85.1% |
| 2 | | Punnnalai Kadduvan | 1,239 | 1,083 | 87.4% |
| 3 | | Chunnakam I | 1,417 | 1,233 | 87.0% |
| 4 | | Chunnakam II | 1,890 | 1,433 | 75.8% |
| 5 | | Uduvil | 1,642 | 1,342 | 81.7% |
| 6 | | Inuvil | 1,955 | 1,769 | 90.5% |
| Sub Total | | | 9,762 | 8,238 | 84.4% |

| S/N | MOH Area | PHI Range | Total No. of Houses | Houses with safe Latrines | |
|------------------|------------|---------------|---------------------|---------------------------|--------------|
| | | | | Nos. | % |
| 1 | Sandilipay | Pandatharippu | 2,006 | 1,622 | 80.9% |
| 2 | | Anaikodday | 1,387 | 1,063 | 76.6% |
| 3 | | Suthumalai | 1,316 | 938 | 71.3% |
| 4 | | Manipay | 1,684 | 1,432 | 85.0% |
| 5 | | Ilavalai | 1,586 | 879 | 55.4% |
| 6 | | Navaly | 928 | 653 | 70.4% |
| 7 | | Sandilipay | 1,431 | 1,003 | 70.1% |
| Sub Total | | | 10,338 | 7,590 | 73.4% |
| S/N | MOH Area | PHI Range | Total No. of Houses | Houses with safe Latrines | |
| | | | | Nos. | % |
| 1 | Chankanai | Chankanai | 2,314 | 2,041 | 88.2% |
| 2 | | Araly | 2,371 | 1,917 | 80.9% |
| 3 | | Vaddukoddai | 1,736 | 1,345 | 77.5% |
| 4 | | Chulipuram | 1,489 | 1,257 | 84.4% |
| 5 | | Moolai | 1,739 | 1,370 | 78.8% |
| 6 | | Sithankerny | 2,623 | 2,195 | 83.7% |
| Sub Total | | | 12,272 | 10,125 | 82.5% |

Source: MOHH office

Table No : 4.15 Rabies Control by MOH Area – 2010

| S/N | MOH Area | Estimated No.of Dogs (7:1) | No.of dogs vaccinated | % of coverage | No.of Dogs Sterilized | Depo injected |
|--------------|----------------|----------------------------|-----------------------|---------------|-----------------------|---------------|
| 1 | Chavakachcheri | 8,397 | 6,164 | 73.4 | 435 | 205 |
| 2 | Point Pedro | 7,365 | 3,905 | 53.0 | 33 | 172 |
| 3 | Karaveddy | 6,156 | 5,471 | 88.9 | 63 | 110 |
| 4 | Kayts | 4,787 | 2,746 | 57.4 | 534 | 176 |
| 5 | Tellipalai | - | - | - | 229 | 126 |
| 6 | Uduvil | 6,821 | 6,282 | 92.1 | 218 | 179 |
| 7 | Sandilipay | 7,237 | 7,230 | 99.9 | 329 | 204 |
| 8 | Chankanai | 6,658 | 5,622 | 84.4 | 244 | 119 |
| 9 | Kopay | 9,714 | 8,412 | 86.6 | 312 | 134 |
| 10 | Nallur | 4,586 | 2,441 | 53.2 | 146 | 196 |
| 11 | Jaffna | 10,579 | 5,094 | 48.2 | 397 | 214 |
| Total | | 72,300 | 53,367 | 73.8 | 2,940 | 1,835 |

Source : Rabies control unit, RDHS office, Jaffna

Table No : 4.16 Incidence of Notifiable Disease - 2010

| S/N | Disease | No of Suspected Cases | No of Confirmed cases | No of Deaths |
|-----|---|-----------------------|-----------------------|--------------|
| 1 | Cholera | - | - | - |
| 2 | Diarrhoea | - | - | - |
| 3 | Polio | - | - | - |
| 4 | Diphtheria | - | - | - |
| 5 | Infectious Hepatitis | 95 | 68 | - |
| 6 | Tuberculosis | 311 | 260 | 02 |
| 7 | Whooping Cough | 01 | 01 | - |
| 8 | Neo- natal Tetanus | - | - | - |
| 9 | Chicken Pox | 126 | 118 | - |
| 10 | Measles | 12 | 04 | - |
| 11 | Mumps | 45 | 33 | - |
| 12 | Entric Fever / Typhoid | 649 | 418 | - |
| 13 | Tetanus | - | - | - |
| 14 | Human Rabies | 02 | 02 | 01 |
| 15 | Leptospirosis | - | - | - |
| 16 | Dengue Fever / Dengue Haemorrhagic Fever | 2,980 | 2,001 | 28 |

Source: WRCD

Table 4.17 Dengue Notification & Confirmed cases by Month – 2010

| S.N | Month | No of Notification | No of Confirmed cases | No of Deaths |
|--------------|-------|--------------------|-----------------------|--------------|
| 1 | Jan | 898 | 649 | 13 |
| 2 | Feb | 833 | 544 | 0 |
| 3 | Mar | 191 | 161 | 3 |
| 4 | Apr | 119 | 80 | 1 |
| 5 | May | 94 | 59 | 0 |
| 7 | Jun | 266 | 147 | 2 |
| 7 | Jul | 189 | 105 | 1 |
| 8 | Aug | 95 | 63 | 2 |
| 9 | Sep | 49 | 30 | 1 |
| 10 | Oct | 66 | 45 | 1 |
| 11 | Nov | 80 | 40 | 1 |
| 12 | Dec | 100 | 81 | 3 |
| Total | | 2,980 | 2,004 | 28 |

Table No: 4.18 Dengue Notification & Confirmed cases by MOH area – 2010

| S.N | MOH area | No of Notification | No of Confirmed cases | No of Deaths |
|--------------|----------------|--------------------|-----------------------|--------------|
| 1 | Chavakachcheri | 138 | 62 | 1 |
| 2 | Chankanai | 183 | 94 | 1 |
| 3 | Sandilipay | 371 | 226 | 3 |
| 4 | Kayts | 96 | 50 | 1 |
| 5 | Kopay | 258 | 179 | 0 |
| 6 | Nallur | 325 | 209 | 4 |
| 7 | PointPedro | 160 | 108 | 1 |
| 8 | Karaveddy | 378 | 222 | 3 |
| 9 | Tellipalai | 116 | 73 | 4 |
| 10 | Uduvil | 316 | 190 | 2 |
| 11 | Jaffna | 639 | 591 | 8 |
| Total | | 2,980 | 2,004 | 28 |

Source: RE Unit , RDHS Office

Table No : 4.19 Incidence of Malaria in Jaffna District 1988 – 2010

| Year | Population | No.of BF | (+)ve | SPR | PV | PF | Mixed | API |
|------|------------|----------|--------|-------|--------|-------|-------|--------|
| 1988 | 834,000 | 59,661 | 10,885 | 18.2 | 10,518 | 353 | 14 | 13.052 |
| 1989 | 853,000 | 67,446 | 4,253 | 6.3 | 4,103 | 147 | 3 | 4.986 |
| 1990 | 853,880 | 52,110 | 4,565 | 8.8 | 4,193 | 369 | 3 | 5.346 |
| 1991 | 863,178 | 95,356 | 23,371 | 24.5 | 20,389 | 2,875 | 107 | 27.076 |
| 1992 | 872,847 | 109,116 | 23,844 | 21.9 | 21,747 | 2,063 | 34 | 27.318 |
| 1993 | 891,304 | 118,118 | 20,711 | 17.5 | 19,239 | 1,430 | 42 | 23.237 |
| 1994 | 901,988 | 197,549 | 52,385 | 26.5 | 48,181 | 4,148 | 56 | 58.077 |
| 1995 | 912,812 | 183,867 | 36,957 | 20.1 | 33,358 | 3,577 | 22 | 40.487 |
| 1996 | 417,810 | 96,723 | 25,474 | 26.3 | 21,913 | 3,537 | 24 | 60.970 |
| 1997 | 429,010 | 191,038 | 38,778 | 20.3 | 36,506 | 2,229 | 43 | 90.390 |
| 1998 | 485,064 | 156,606 | 47,802 | 30.5 | 46,006 | 1,733 | 63 | 98.548 |
| 1999 | 498,299 | 155,748 | 32,915 | 21.1 | 32,075 | 824 | 16 | 66.055 |
| 2000 | 502,356 | 146,186 | 7,242 | 4.8 | 6,997 | 234 | 11 | 14.416 |
| 2001 | 478,420 | 105,389 | 1,365 | 1.30 | 1,159 | 200 | 06 | 2.853 |
| 2002 | 568,164 | 139,615 | 1,829 | 1.310 | 1,419 | 401 | 09 | 3.219 |
| 2003 | 591,828 | 110,911 | 413 | 0.370 | 380 | 33 | - | 0.698 |
| 2004 | 589,723 | 117,572 | 45 | 0.040 | 45 | - | - | 0.076 |
| 2005 | 596,624 | 83,828 | 22 | 0.020 | 21 | - | 01 | 0.037 |
| 2006 | 647,563 | 113,487 | 02 | 0.001 | 02 | - | - | 0.003 |
| 2007 | 616,085 | 113,862 | - | - | - | - | - | - |
| 2008 | 559,619 | 66,981 | 04 | 0.59 | 04 | - | - | 0.007 |
| 2009 | 624,644 | 77,763 | 03 | 0.003 | 03 | - | - | 0.005 |
| 2010 | 614,622 | 67,039 | 03 | 0.004 | 03 | - | - | 0.005 |

Source: AMC, Jaffna

Table No: 4.20 Malaria cases by Months for Jaffna District 2004 – 2010

| Months | 2004 | | | 2005 | | | 2006 | | | 2007 | | | 2008 | | | 2009 | | | 2010 | | |
|--------------|-----------|----------|-----------|-----------|-----------|-----------|-----------|----------|-----------|----------|----------|----------|-----------|----------|-----------|-----------|----------|-----------|-----------|----------|-----------|
| | Pv | Pf | Total | Pv | Pf | Total | Pv | Pf | Total | Pv | Pf | Total | Pv | Pf | Total | Pv | Pf | Total | Pv | Pf | Total |
| January | 08 | - | 08 | 05 | 01 | 06 | - | - | 00 | - | - | 0 | - | - | 0 | 01 | - | 01 | - | - | - |
| February | 05 | - | 05 | 03 | - | 03 | - | - | 00 | - | - | 0 | - | - | 0 | 01 | - | 01 | - | - | - |
| March | 03 | - | 03 | 06 | - | 06 | - | - | 00 | - | - | 0 | - | - | 0 | 01 | - | 01 | - | - | - |
| April | 02 | - | 02 | 00 | - | 00 | 01 | - | 01 | - | - | 0 | - | - | 0 | - | - | 0 | - | - | - |
| May | 01 | - | 01 | 02 | - | 02 | - | - | 00 | - | - | 0 | - | - | 0 | - | - | 0 | - | - | - |
| June | 01 | - | 01 | 00 | - | 00 | - | - | 00 | - | - | 0 | - | - | 0 | - | - | 0 | - | - | - |
| July | 07 | - | 07 | 01 | - | 01 | - | - | 00 | - | - | 0 | - | - | 0 | - | - | 0 | 2 | - | 2 |
| August | 13 | - | 13 | 01 | - | 01 | - | - | 00 | - | - | 0 | - | - | 0 | - | - | 0 | - | - | - |
| September | - | - | 00 | 01 | - | 01 | - | - | 00 | - | - | 0 | - | - | 0 | - | - | 0 | - | - | - |
| October | - | - | 00 | 00 | - | 00 | 01 | - | 01 | - | - | 0 | 03 | - | 03 | - | - | 0 | - | - | - |
| November | 01 | - | 01 | 02 | - | 02 | - | - | 00 | - | - | 0 | - | - | 0 | - | - | 0 | - | - | - |
| December | 04 | - | 04 | 00 | - | 00 | - | - | 00 | - | - | 0 | 01 | - | 01 | - | - | 0 | 1 | - | 1 |
| TOTAL | 45 | - | 45 | 21 | 01 | 22 | 02 | - | 02 | 0 | 0 | 0 | 04 | - | 04 | 03 | - | 03 | 03 | - | 03 |

Source: AMC, Jaffna

Table No : 4.21 Registered Private Hospitals by MOH area - 2010

| S/N | MOH Area | Name of the Hospital | Address | Name of the contact person | Contact No. | Fax Email | Bed strength |
|-----|-----------|---|--|----------------------------|------------------------------|-------------------|--------------|
| 1 | Manipay | Manipay Green Memorial Mission Hospital | Manipay | Mr..S.R.Jesupalan | 021-222 2747 021-321 6376 | - | 10 |
| 2 | Chankanai | Co-operative Hospital, Moolai | Karainagar Road, Moolai, Chulipuram | Mr.V. Velupillai | 021 222 6474 | 22 - 222 6474 | 33 |
| 3 | Uduvil | Inuvil McLeod Mission Hospital | K.K.S.Road, Inuvil | Mr..S.R.Jesupalan | 021-222 7669 | - | - |
| 4 | | Holy Cross Health Centre | 769, Beach Road, Jaffna | Rev.Sr.Lucina Pavilupillai | 021-222 2512 | Holycen@sltnet.lk | 40 |
| 5 | | Sugantha Anaipanthi Nursing Home | 375, Navalar Road, Jaffna | Mr.N. Kunaratnam | 021-222 7312 | - | 40 |
| 6 | Jaffna | Central Nursing Home(Pvt) Ltd. | 350, Palaly Road, Jaffna. | Dr.R. Theivendran | 021-222 2263 | - | 48 |
| 7 | | Yarl Hospital | Palaly Road, Jaffna | Mr.S. Kulendrarajah | 021-222 3533 | -- | 09 |
| 8 | Kopay | St. Luke's Methodist Hospital Missonary | Point Pedro Road, Puttur. | Rev.C.K.Thangarajah | 021-221 6461 | | 15 |

Source: F & DI, RDHS office, Jaffna

Table No: 4.22 Registered Private Pharmacies by DS/AGA Divisions – 2010

| S/N | MOH Area | No. of pharmacies | No. of registered pharmacies | % of Registered |
|-----|---------------------------------|-------------------|------------------------------|-----------------|
| 1 | Vali North (Tellipalai) | 03 | 02 | 66.7 |
| 2 | Vali South (Uduvil) | 05 | 03 | 60.0 |
| 3 | Vali South West (Sandilippay) | 10 | 0 | 0.0 |
| 4 | Vali West (Chankanai) | 09 | 04 | 44.4 |
| 5 | Thenmaradchchy (Chavakachcheri) | 05 | 04 | 80.0 |
| 6 | Vada South West (Karaveddy) | 06 | 03 | 50.0 |
| 7 | Vada North (Point Pedro) | 06 | 03 | 50.0 |
| 8 | Vali East (Kopay) | 07 | 01 | 14.3 |
| 9 | Nallur | 10 | 03 | 30.0 |
| 10 | Jaffna | 29 | 12 | 41.4 |
| 11 | Island North(Kayts) | 01 | 0 | 0.0 |
| | Total | 91 | 35 | 38.5 |

Table No: 4.23 Food handling investigation in Jaffna District – 2010

| S/N | Industries | No. of Establishment | No. of Inspected | % |
|-----|------------------------|----------------------|------------------|--------------|
| 1 | Food factories | 81 | 81 | 100.0 |
| 2 | Bottle water | 01 | 01 | 100.0 |
| 3 | Bakeries | 119 | 119 | 100.0 |
| 4 | Hotel & Restaurants | 208 | 208 | 100.0 |
| 5 | Tea & Coffee Boutiwues | 342 | 342 | 100.0 |
| 6 | Cool bar | 86 | 86 | 100.0 |
| 7 | Ice cream factories | 54 | 54 | 100.0 |
| | Total | 891 | 891 | 100.0 |

Source: F& DI, RDHS office, Jaffna

**Table No : 39 Health Status and Health Services Provision Indicators in
Jaffna District 2008 – 2010**

| S.No. | Indicators | 2008 | 2009 | 2010 |
|-------|--|-------------|-------------|-------------|
| 1.1 | No. of Live Births | 6,872 | 7,442 | 9,970 |
| 1.2 | Crude Birth Rate (No. of live births per 1,000 population) | 12.5 | 13.3 | 16.1 |
| 1.3 | No. of Deaths | 3,511 | 3,433 | 3,849 |
| 1.4 | Crude Death Rate (No. of Deaths per 1,000 population) | 6.4 | 6.1 | 6.2 |
| 1.5 | No. of Infant Deaths | 97 | 111 | 145 |
| 1.6 | Infant Mortality Rate (No. of infant deaths per 1,000 live births) | 14.2 | 14.9 | 14.5 |
| 1.7 | No. of deaths of children (1-5) years | 15 | 22 | 24 |
| 1.8 | Child Mortality Rate (No. of deaths of children (1-5 yrs) (Per 1000 children of the same age) | 0.35 | 0.53 | 0.58 |
| 1.9 | No. of Maternal Deaths | 03 | 06 | 05 |
| 1:10 | Maternal Mortality Rate (No. of Maternal deaths 100,000 live births) | 44.0 | 80.6 | 50.1 |
| | | | | |
| | HEALTH MANPOWER | | | |
| 2.1 | No. of Medical Officers | 182 | 176 | 231 |
| | No. per 100,000 Population | 33 | 31 | 37 |
| 2.2 | No. of Dental Surgeon - | 15 | 22 | 28 |
| | No. per 100,000 Population | 2.7 | 3.9 | 4.5 |
| 2.2 | No. of Nurses - | 405 | 409 | 390 |
| | No. per 100,000 Population | 74.0 | 71.3 | 63.0 |
| 2.3 | No. of Pharmacists- | 28 | 29 | 36 |
| | No. per 100,000 Population | 5.1 | 5.2 | 5.8 |
| 2.4 | No. of M.L.T.- | 16 | 16 | 20 |
| | No. per 100,000 Population | 2.9 | 2.8 | 3.2 |
| 2.5 | No. of Public Health Midwives | 112 | 110 | 100 |
| | No. per 100,000 Population | 20.4 | 19.7 | 16.2 |
| 2.6 | No. of Public Health Inspectors | 76 | 82 | 69 |
| | No. per 100,000 Population | 13.9 | 14.6 | 11.2 |
| 2.7 | No. of Public Health Nursing Sisters | 02 | 02 | 02 |
| | No. per 100,000 Population | 0.3 | 0.3 | 0.3 |

| S.No. | Indicators | 2008 | 2009 | 2010 |
|-------------------------------------|---|-------------|-------------|--------------|
| HEALTH FACILITIES | | | | |
| 3.1 | No.of Hospital Beds | 2,321 | 2,384 | 2,302 |
| | No.per 1,000 Population | 4.2 | 4.2 | 3.7 |
| 3.2 | No.of Maternity Beds | 351 | 367 | 342 |
| | No.per 1,000 Population | 0.6 | 0.7 | 0.5 |
| 3.3 | Inpatients total No of discharges | 119,878 | 147,592 | 169,033 |
| | No.of discharges per bed | 51.6 | 61.6 | 73.4 |
| 3.4 | Bed Occupancy Rate | 52.6 | 52.6 | 62.5 |
| 3.5 | No.of Hospital Deaths - | 1,116 | 1,277 | 1,643 |
| | No.per 1,000 inpatient discharges | 9.3 | 8.6 | 9.7 |
| COMMUNITY HEALTH | | | | |
| 4.1 | Percentage of Notified cases investigated | | | |
| | - No. notified | 1,509 | 2,465 | 4,738 |
| | No.of Investigated | 1,426 | 2,236 | 4,552 |
| | % of Investigated | 94.5 | 90.7 | 96.0 |
| 4.2 | Percentage of Households with adequate | | | |
| | latrine facilities - Rural | 70.6 | 71.6 | 72.9 |
| | Urban | 84.3 | 84.5 | 85.4 |
| | Estate | - | - | - |
| 4.3 | Percentage of Households with availability | | | |
| | of safe water Rural | 38.8 | 39.9 | 35.7 |
| | Urban | 69.0 | 69.3 | 62.6 |
| | Estate | - | - | - |
| 4.4 | Food Establishments - | | | |
| | Total Number | 622 | 2,174 | 891 |
| | Number examined | 622 | 2,174 | 891 |
| | % of total | 100.0 | 100.0 | 100.0 |
| Performance of MCH Indicator | | | | |
| 5.1 | Preg. women protect. with tetanus toxoid | | | |
| | No.of Delivered women | 6,455 | 6,724 | 8,403 |
| | Total no of Pregnant mothers protected TT at the time of delivery | 6,425 | 6,699 | 8,366 |
| | % Protected | 99.5 | 99.6 | 99.5 |
| 5.2 | Pregnant Women Registered : | | | |
| | Pregnant Mothers Registered by PHMM | 7,931 | 8,294 | 10,299 |
| | Estimated Total Pregnancies | 9,850 | 8,860 | 8,307 |
| | % registered | 81.0 | 93.6 | 124.0 |

| S.No. | Indicators | 2008 | 2009 | 2010 |
|------------|--|-------------|-------------|-------------|
| | Pregnant Mothers Registered at | | | |
| | < 8 weeks | 5,869 | 6,747 | 8,285 |
| | 8 - 12 weeks | 1,492 | 1,230 | 1,541 |
| | > 12 weeks | 570 | 317 | 473 |
| | No of Teenage Pregnant Mothers (< 20 years) | 442 | 373 | 464 |
| | % of Teenage Pregnancies | 5.5 | 4.4 | 4.5 |
| | No of Prime Mothers | 2649 | 2865 | 3181 |
| | % of Prime Mothers | 33.4 | 34.5 | 30.8 |
| 5.3 | Pregnant women receiving clinic care | | | |
| | Number of first visits | 6,954 | 7,410 | 9,035 |
| | Total no of registered pregnancies | 7,931 | 8,294 | 10,299 |
| | % attending clinic | 87.6 | 89.3 | 87.7 |
| | Pregnant mothers protected with Rubella | 7193 | 7990 | 10119 |
| | Total no of Pregnant mothers tested for VDRL (at the time of delivery) | 342 | 4629 | 2347 |
| | Total no of Pregnant mothers blood group tested (at the time of delivery) | 6542 | 6470 | 8377 |
| | Ante Natal Care | | | |
| | No of Pregnant mothers with BMI < 18.5 | 1,582 | 1,608 | 1,976 |
| | % of Pregnant mothers with BMI<18.5 at first list | 16.1 | 21.9 | 22.3 |
| | No of mothers tested for haemoglobin | 10,041 | 10,502 | 14,438 |
| | No of pregnant mothers with moderate anaemia (Hb< 11g/dl) | 1,684 | 2,263 | 3,332 |
| | No. of pregnant mothers with severe anaemia (Hb< 7g/dl) | 372 | 254 | 539 |
| | Deliveries | | | |
| | All deliveries reported by PHM (field & Institution) | 6,455 | 6,724 | 8,403 |
| | No of Home Deliveries | 26 | 30 | 24 |
| | No.of deliveries conducted by trained personnel | 7 | 5 | 8 |
| | % conducted by trained personnel | 26.9 | 16.6 | 33.3 |
| | Postnatal care | | | |
| | No. of mothers receiving Post Natal care (1st visit) within 10 days | 6,078 | 6,376 | 8,242 |
| | No. of delivery (registered by PHM) | 6,455 | 6,724 | 8,403 |
| | % of mothers Postnatal care atleast one postpartum within 10 days | 94.1 | 94.9 | 98.0 |
| | Infant Care | | | |
| | No.of Live births in district | 6,872 | 7,442 | 9,970 |
| | No. Neonatal Deaths (Deaths during first 28 days of birth) | 68 | 62 | 100 |
| | Neonatal Mortality rate | 9.8 | 8.3 | 10.0 |
| | Infants receiving care at clinics at least once (1st visit) | 7,176 | 6,879 | 8,993 |
| | Infants under weight (< - 2 SD) | 272 | 376 | 387 |
| | % of under weight | 4.2 | 5.4 | 4.8 |
| | Infants under weight (< - 3 SD) | 21 | 23 | 31 |
| | % of under weight | 0.3 | 0.3 | 0.4 |

| S.No. | Indicators | 2008 | 2009 | 2010 |
|-------|---|--------------|--------------|--------------|
| | Pre School care | | | |
| | 1 - 2 Years | | | |
| | Number weighted | 7,220 | 9,610 | 8,235 |
| | Pre school with under weight (< - 2 SD) | 1,434 | 1,467 | 1,141 |
| | % of Pre School with under weight | 19.8 | 15.2 | 13.8 |
| | Pre school with under weight (< - 3 SD) | 193 | 206 | 176 |
| | % of Pre School with under weight | 2.6 | 2.1 | 2.1 |
| | 2 - 5 Years | | | |
| | Number weighted | 19,029 | 16,794 | 28,137 |
| | Pre school with under weight (< -2 SD) | 3,453 | 2,936 | 4,792 |
| | % of Pre School with under weight | 18.1 | 17.4 | 17.0 |
| | Pre school with under weight (< - 3 SD) | 399 | 336 | 449 |
| | % of Pre School with under weight | 2.1 | 2.0 | 1.6 |
| | | | | |
| | Family Planning - New Acceptors | | | |
| | No.of new acceptors of permanent methods | 1,032 | 973 | 1,372 |
| | No. of current users of modern methods of F.P. | 35,100 | 39,303 | 42,195 |
| | No. of eligible couples | 74,726 | 83,258 | 85,715 |
| | % of eligible couple using family planning Modern Method | 46.9 | 47.2 | 49.2 |
| | | | | |
| | School Health - | | | |
| | School taken up for SMI. | 401 | 405 | 405 |
| | Total No. of schools | 401 | 405 | 405 |
| | % of total taken up for SMI. | 100.0 | 100.0 | 100.0 |
| | | | | |
| | School Dental Health - | | | |
| | No. of school children | 19,016 | 10,358 | 28,350 |
| | Screened by School Dental Therapist | 13,823 | 9,115 | 22,977 |
| | % of Total No. to be screened | 72.6 | 88.0 | 81.0 |
| | | | | |
| | SPECIALISED CAMPAIGNS | | | |
| | Malaria | | | |
| | No. of slides examined | 66,981 | 77,763 | 67039 |
| | No. of slides positive for Malaria | 4 | 3 | 3 |
| | No. of slides positive for Pf. | - | - | - |
| | No. of slides positive for Pv. | 4 | 3 | 3 |
| | No. of houses sprayed | 344 | 4,342 | 2,929 |
| | Total No. of houses to be sprayed | 313 | 4,416 | 2,982 |
| | No. of cases of Malaria | 4 | 3 | 3 |
| | No. of deaths | - | - | - |

| S.No. | Indicators | 2008 | 2009 | 2010 |
|-------|--|--------|--------|--------|
| | TUBERCULOSIS | | | |
| | No. of Sputum Examined | 3,207 | 3,474 | 874 |
| | No. of New positive cases | 49 | 83 | 117 |
| | No. of new cases registered | 393 | 323 | 410 |
| | Total cases under treatment | 393 | 354 | 419 |
| | Sputum pulmonary positive cases | 117 | 97 | 117 |
| | Sputum pulmonary negative cases | 208 | 184 | 201 |
| | Extrapulmonary | 68 | 73 | 101 |
| | No. of deaths | 15 | 11 | 9 |
| | No. of completed treatment | 210 | 268 | 208 |
| | No. of defaulters | 6 | 2 | 4 |
| | Defaulter rate | 1.6 | 0.6 | 0.1 |
| | | | | |
| | FILARIASIS | | | |
| | No. of persons examined | - | - | - |
| | No. of positive | - | - | - |
| | Total attendance at Clinic | - | - | - |
| | | | | |
| | LEPROSY | | | |
| | No. of new cases detected | 11 | 11 | 12 |
| | No. of new cases registered | 11 | 11 | 12 |
| | Total cases under treatment | 07 | 9 | 20 |
| | No. of death due to Leprosy | - | - | - |
| | | | | |
| | S.T.D. | | | |
| | No of VDRL test conducted | 1,139 | 1,771 | 3,890 |
| | No of VDRL positive | 3 | 3 | 4 |
| | No of TPPA positive | - | - | 4 |
| | No. of HIV screening test conducted | 117 | 127 | 147 |
| | No of cases ELISA positive | - | - | 4 |
| | No. of HIV cases confirmed positive | - | - | 4 |
| | No. of HIV positive deaths (AIDS) | - | - | - |
| | No of syphilis cases | 3 | 3 | 4 |
| | No of Gonorrhoea case | 3 | 4 | 4 |
| | No of non Gonococcal cases | - | - | - |
| | No of cases with Chlamydia infection | - | - | - |
| | No of cases with Genital herpes | 2 | - | 3 |
| | No of cases with Genital warts | 4 | 2 | 5 |
| | No of cases with Chancroid | - | - | - |
| | No of cases with other venereal diseases | - | - | - |
| | No of cases with venereal diseases | 12 | 9 | 20 |
| | No of cases with non venereal diseases | 1,156 | 1,889 | 4,017 |
| | | | | |
| | RABIES | | | |
| | No. of dogs vaccinated | 46,855 | 47,449 | 51,587 |
| | No. of dogs Strelized | 453 | 1,459 | 2,940 |
| | No. of Dogs Depo Injected | - | 2,145 | 1,835 |
| | No. of cases of Human rabies deaths | - | 02 | 01 |

MENTAL HEALTH SERVICES RDHS DIVISION, JAFFNA-2010

Mental health problems in Jaffna District are extremely common. In the face of huge need but with very limited resources, the mental health services have developed a tiered model of care, ensuring that the most specialized services are focused on the most severely affected, whilst the majority of common mental health problems are dealt with by empowering the community to manage them within its own resources. Forming a vital link between these two tiers is the multi-disciplinary team of staff who perform a wide range of interventions in support of the specialized services. Inter-sectoral coordination has been vital in this process

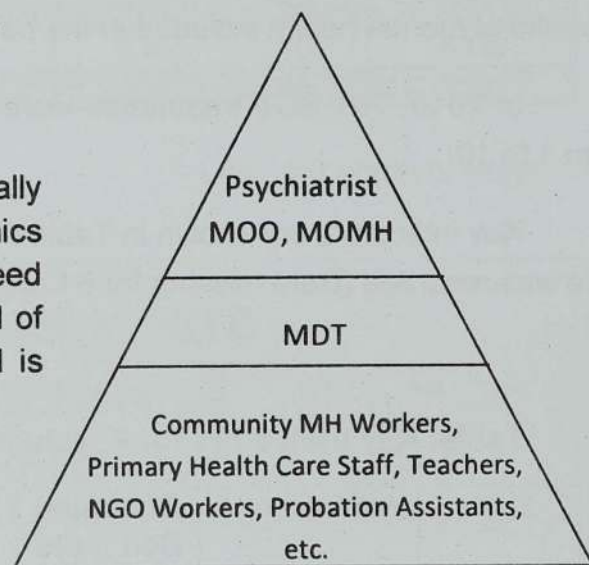
Core mental health services offer acute inpatient care from two dedicated units and clinic services from five locations across the peninsula. Rehabilitation services are available both on an inpatient basis and in the form a day services, offering therapeutic benefits and, for suitable patients, vocational training to enable them to earn a living. Two intermediate care units have been established for clients needing a six-month rehabilitation programme. A mobile community mental health team has been set up, which can visit the homes of patients who default from the clinic or who are referred from a range of agencies for mental health assessment. A Regional Addiction Rehabilitation center can offer a 14-day residential programme for alcohol abusers.

Crucial to the vision of client-centered needs-led services is the increasing involvement and empowerment of service users and their families, and work was in progress to establish a meeting place for them to increase their capacity to be an independent voice for consumers.

Many initiatives have been taken to respond to the needs of Internally Displaced People, both those in camps and those returned to Jaffna from the Vanni.

Model of Service Delivery

Thus the mental health service as a whole has gradually become more community-based, With the psychiatric clinics and inpatient units able to focus on those clients who need more specialist treatment, creating the kind of tiered model of care, which is now widely adopted across the world, and is enshrined in The Mental Health policy of Sri Lanka.



At the same time, the needs of the most severely ill are not assumed to be confined to medical and nursing input, but are understood to be multifaceted, and to require a holistic response which addresses not only symptom control, but also all aspects of the client's life and that of the family. The multi disciplinary approach enables such a holistic response to be given.

INPATIENT UNITS

Base Hospital, Tellipalai

The hospital at Tellipalai has been housed since 1999 in temporary buildings rented by the government from the private sector, and the psychiatric wards are not ideal. There are minimal facilities for investigations. The psychiatric unit of the original hospital was renovated during the peace accord of 2004 - 2007, but was inaccessible, as it is within the high security zone. Now the renovations have started again, though we are not sure when can the ward be shifted.

The male ward has 8 rooms and 17 beds. Additional patients have to sleep on mats on the floor. One room is kept as a seclusion room for very disturbed patients, though in practice it is rarely used. There are 6 male toilets and bathrooms.

The female ward has 4 rooms, each of which holds 4 beds, making 16 beds in total, though the space is very cramped. In the female section too one room has been modified for seclusion purposes, though it is open for most of the time. There are only 3 female toilets and 2 bathing places.

The Consultant Psychiatrist visits two times a week for ward rounds and clinics. At other times, cover is provided by the hospital's medical officers (usually by a Registered Medical Officer) or occasionally by demonstrators, who are newly qualified doctors awaiting appointments elsewhere. There are only 4 nurses per ward and only two are trained psychiatric nurse, others have done only the 5 weeks of mental health included in the basic nurse training.

In 2010, 791 ECT treatments were given. The number of patients treated per session ranged from 1 to 10.

Key indicators are shown in Table below based on the admissions in 2010 for which a discharge date was recorded (Data missing for 64 male and 15 female patients).

Table: Key Indicators for Psychiatric Admissions BH Tellipalai - 2010

| | Admissions | Occupied Bed Days | Mean LOS in Days | Median LOS in Days | Mean No. of Patients Per Day | No. of Beds | Percentage Bed Occupancy |
|---------------|------------|-------------------|------------------|--------------------|------------------------------|-------------|--------------------------|
| Male | 411 | 6,630 | 16.1 | 10 | 18.1 | 17 | 106% |
| Female | 526 | 9,734 | 18.5 | 10 | 26.6 | 16 | 166% |
| All | 937 | 16,364 | 17.5 | 10 | 44.7 | 33 | 136% |

LOS -> Length of Stay

Base Hospital, Point Pedro

The psychiatry unit in the Base Hospital, Point Pedro is still housed in old and unsuitable buildings. The hospital has facilities only for basic investigations. The planned building of a new ward complex had to be postponed when closure of the A9 road in 2006 cut off the supply of building materials. The proposed ward is still waiting to find a donor. The male ward has 10 beds and there is a small seclusion room for disturbed patients. The female ward has 15 beds.

As at Tellipalai, there is a severe shortage of staff: the Medical Officer / Psychiatry visits two times a week to conduct ward rounds and clinics. There are just 3 nurses in total, none of whom has specialist mental health training: this means that the two wards has to be supervised by just one nurse per shift, supported by one or two attendants. An additional nurse attends the morning clinic session.

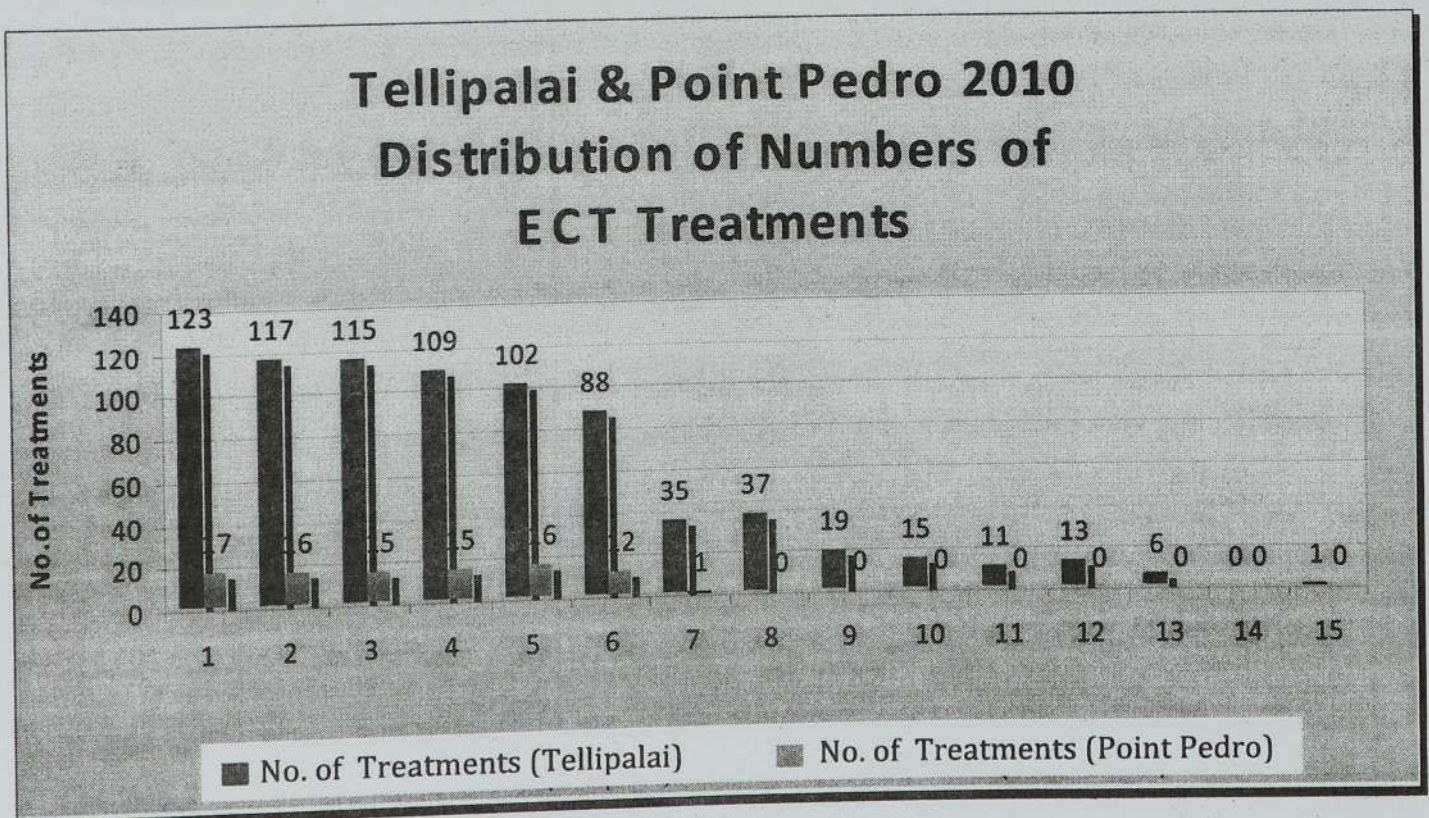
In the year 2010, 92 ECT treatments were given.

Key Indicators are shown in Table below based on the admissions in 2010 for which a discharge date was recorded (Data missing for 31 male and 21 female patients).

Table: Key Indicators for Psychiatric Admissions BH Point Pedro 2010

| | Admissions | Occupied Bed Days | Mean LOS in Days | Median LOS in Days | Mean No. Patients Per Day | No. of Beds | Percentage Bed Occupancy |
|--------|------------|-------------------|------------------|--------------------|---------------------------|-------------|--------------------------|
| Male | 141 | 3,642 | 25.8 | 12 | 10.0 | 10 | 100% |
| Female | 145 | 2,867 | 19.8 | 14 | 7.8 | 15 | 52% |
| All | 286 | 6,509 | 22.8 | 13 | 17.8 | 25 | 71% |

Los -> Length of Stay



ECT Treatments also conducted at Teaching Hospital, Jaffna.

STAFF POSITION IN THE BH TELLIPALAI AND POINT PEDRO – 2010

| S/N | Staff Position | BH, Tellipalai | | BH, Point Pedro | |
|-----|---------------------------|-----------------------|-------------|--------------------------------|-------------|
| | | Existing Staff | Requirement | Existing Staff | Requirement |
| 01 | Consultant Psychiatrist | Visiting from T.H.J. | 01 | Consultant Coverage From T.H.J | 01 |
| 02 | M.O Psychiatry | Visiting from T.H.J | 02 | Visiting from T.H.J | 02 |
| 03 | M.O / Mental Health | Nil | 01 | Nil | 01 |
| 04 | Nursing Officer | 08 | 05 | 05 | 03 |
| 05 | Psychiatric Social Worker | 01 PHI Trained as PSW | 01 | Nil | 01 |
| 06 | Occupational Therapists | Nil | 02 | Nil | 02 |
| 07 | Trained Psychiatric Nurse | 02 | 06 | Nil | 03 |
| 08 | Attendants | 13 | 01 | 12 | 02 |
| 09 | Labourers | 03 | 01 | 04 | Nil |

CLINICS

New patients are seen for assessment and old patients for follow-up at out-patients clinics available in five locations across the peninsula.

Table: Schedule of Psychiatric Outpatient Clinics

Psychiatric Clinic Attendance First Visit – 2010

| Psychiatric Clinic | Mon | Tue | Wed | Thu | Fri | Sat | Sun | Total Clinic Days Per Week |
|---------------------------------|-----|-----|-----|-----|-----|------------------|-----|----------------------------|
| Teaching Hospital Jaffna | ✓ | ✓ | ✓ | ✓ | ✓ | ✓ | x | 6 |
| Base Hospital Tellipalai | ✓ | x | ✓ | ✓ | x | x | x | 3 |
| Base Hospital Point Pedro | x | ✓ | x | ✓ | x | x | x | 2 |
| Base Hospital Chavakachcheri | x | x | ✓ | x | x | x | x | 1 |
| Divisional Hospital Velanai | x | x | x | x | x | ✓ Fortnightly | x | 0.5 |

| Psychiatric Clinic | Jan | Feb | Mar | Apr | May | Jun | Jul | Aug | Sep | Oct | Nov | Dec | Total |
|----------------------------------|------------|------------|------------|------------|------------|------------|------------|------------|------------|------------|------------|------------|--------------|
| Teaching Hospital, Jaffna | 180 | 234 | 241 | 280 | 257 | 262 | 305 | 201 | 217 | 200 | 225 | 202 | 2,804 |
| Base Hospital, Tellipalai | 10 | 5 | 5 | 12 | 10 | 2 | 15 | 6 | 8 | 10 | 8 | 5 | 96 |
| Base Hospital, Point Pedro | 22 | 22 | 23 | 33 | 19 | 15 | 17 | 20 | 11 | 15 | 21 | 27 | 245 |
| Base Hospital, Chavakachcheri | 8 | 9 | 14 | 12 | 11 | 11 | 13 | 8 | 10 | 9 | 5 | 11 | 121 |
| Divisional Hospital, Velanai | 3 | 7 | 4 | 3 | 1 | 4 | 1 | 3 | 2 | 3 | 2 | 1 | 34 |
| Total | 223 | 277 | 287 | 340 | 298 | 294 | 351 | 238 | 248 | 237 | 261 | 246 | 3,300 |

Follow - up Visits

| Psychiatric Clinic | Jan | Feb | Mar | Apr | May | Jun | Jul | Aug | Sep | Oct | Nov | Dec | Total |
|-------------------------------|--------------|--------------|--------------|--------------|--------------|--------------|--------------|--------------|--------------|--------------|--------------|--------------|---------------|
| Teaching Hospital, Jaffna | 1820 | 1850 | 2019 | 1832 | 1921 | 1895 | 2044 | 1956 | 1990 | 2031 | 1960 | 2092 | 23410 |
| Base Hospital, Tellipalai | 527 | 555 | 658 | 567 | 596 | 562 | 610 | 587 | 606 | 561 | 635 | 654 | 7118 |
| Base Hospital, Point Pedro | 493 | 523 | 520 | 544 | 495 | 527 | 580 | 551 | 590 | 467 | 485 | 558 | 6333 |
| Base Hospital, Chavakachcheri | 251 | 247 | 319 | 210 | 244 | 335 | 239 | 233 | 288 | 255 | 267 | 307 | 3195 |
| Divisional Hospital, Velanai | 86 | 73 | 68 | 76 | 69 | 73 | 95 | 69 | 68 | 61 | 69 | 73 | 880 |
| Total | 3,177 | 3,248 | 3,584 | 3,229 | 3,325 | 3,392 | 3,568 | 3,396 | 3,542 | 3,375 | 3,416 | 3,684 | 40,936 |

REHABILITATION SERVICES

A range of rehabilitation services are offered both in hospital and in the community, the precise extent of these varying from time to time with the availability of resources.

For some patients, the activities are equivalent to occupational therapy: the patient benefits from having something to do, and develops his/her cognitive and social skills, even though there is no prospect of returning to work. In 2010 there were 596 patients received this type of OT services through 6079 sessions. Other patients may, after a time, be encouraged to focus on activities from which they may derive income to contribute to their family economy, even if they will never be fully self-supporting.

A third group may be able to progress to engage in vocational training with the aim of earning their own living in the future. Patients at different points in this "Stepped" rehabilitation may at times be working in the same group.


Intermediate Care Units

Two intermediate care units, which have been nick named as "Kudil" (The Hut) with the motto "Gateway to life", have been opened to provide residential rehabilitation close to the acute units. The first which caters for 6 women was opened at Tellipalai on October 1st 2007 and the second for 6 men was opened at Manthikai, Point Pedro on January 16th 2008. They have been mainly managed by the Health Department though they need to meet some additional expenditure with the help of generous donors.


So far, 37 clients have been admitted to the female Kudil, of whom 8 are still in residence. Altogether 23 who completed the six months rehabilitation are now living in the community and are well.

Similarly, 33 clients have been admitted to the male Kudil of whom 5 are still in residence and 6 left early, but all 20, who completed the planned rehabilitation are now living in the community.

Male: Kudil Client Out Come 2010



Female :- Kudil Client Out Come 2010



Community Assessment and Management Team

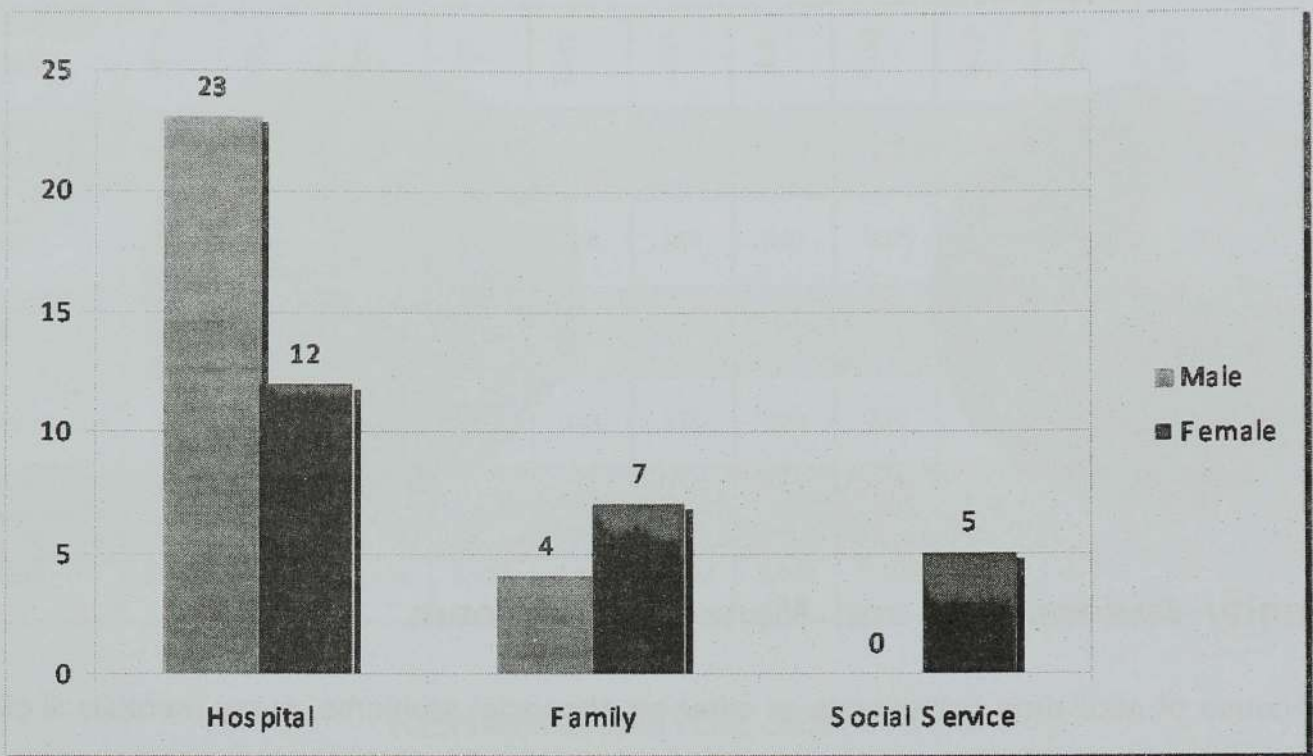
Because of poor drug compliance or other psychosocial problems, many mentally ill clients repeatedly relapse and need readmission to hospital. For some, the home environment is not very suitable for recovery and for some others there are problems with their family members and / or carers. Families may not know how to deal with acutely ill patients, and may need advice from people with expertise. Sometimes such clients pose a risk to themselves through self-harm or suicide, or a risk of violence to others in their family or local community.

A Mobile community mental health team was therefore set up in 2007 with the support of WHO, which provides support to mentally ill clients and their families across the Jaffna District. The team consists of one Nursing Officer experienced in mental health, one Social Worker experienced in psychosocial interventions and two counselors to deal with the issues between clients and their families.

The team gets its administrative supervision, vehicle and a driver from the Regional Director of Health Services and technical supervision from the District Consultant Psychiatrist. The team members are supported by NGOs.

The following figure shows the referral sources during the year 2010 of operation, when it saw 51 new clients ranging in age from 12 to 73, in this 53% were males and 47% were females. All were suffering from a psychotic illness, and 71% had had previous outpatient or inpatient psychiatric treatment.


Table: Referral Sources




The reasons for referral during this period are shown in the following figure;

Reasons for Referral

Males



Females



The team members visit the client's home and by talking with the client and family members, assess their current mental state and other needs, taking the client immediately to hospital if necessary.

Two mental health workers attached to the MH units individually handled a good number of case loads by visiting the clients' houses in Chavakachcheri and in Valikamam (around Kokuvil) area.

There is a strong clinical impression that the mobile community mental health team has reduced relapse and readmission. Following figure shows the disposition of the clients in the year 2010.

The team members visit the client's home and by talking with the client and family members, assess their current mental state and other needs, taking the client immediately to hospital if necessary.

Two mental health workers attached to the MH units individually handled a good number of case loads by visiting the clients' houses in Chavakachcheri and in Valikamam (around Kokuvil) area.

There is a strong clinical impression that the mobile community mental health team has reduced relapse and readmission. Following figure shows the disposition of the clients in the year 2010.

Disposition of Mobile Team Clients Addiction Services

In 2008, a four-bedded Regional addiction Rehabilitation Center (RARC) was opened at BH Tellipalai. Between 2007 and 2009, several members of the Multi-Disciplinary Team benefited from training programmes at TTK Ranganathan Hospital in Chennai, India with the help of the International Health wing of the centre for Addiction and Mental Health, Toronto, Canada. (CAMH) The RARC is now able to offer a structured 14-day residential rehabilitation programme, with input from the Alcohol Counsellors, Gender-Based Violence Workers, Teacher Counsellors, Occupational Workers and PSW. The team meets once in two weeks to discuss their client's progress. After discharge, the alcohol counselor follows up clients on a weekly basis.

However, there has been some reluctance on the part of clients to come into the residential unit, and it has been running below capacity. In the year 2010, 21 clients have been rehabilitated through the RARC, of whom 17 have maintained abstinence and others have relapsed. Further 21 clients received follow-up services.

Establishment of District Tobacco Control Cell (DTCC)

The DTCC was established on 27th April 2010 by National Authority on Tobacco and Alcohol (NATA), Colombo at RDHS Office, Jaffna to monitor tobacco use, tobacco related arrests, prosecution and fines, to coordinate the process of educating people about the dangers of tobacco smoke including second - hand tobacco smoke, to initiate activities designed to reduce the induction of children into tobacco use, to coordinate the process of offering help to those who wish to quit tobacco use and to act as a forum government officials to take effective action to reduce tobacco use.

In year 2010, 54 Public Health Inspectors and 56 Public Health Midwives were trained by DTCC to conduct community level tobacco control programmes. The following number of programmes was conducted in the given MOH areas.

| MOH Area | Community Level Programmes |
|-------------|----------------------------|
| Nallur | 19 |
| Kopay | 25 |
| Sandilipay | 33 |
| Chankanai | 06 |
| Tellipalai | 12 |
| Uduvil | 14 |
| Karaveddy | 13 |
| Point Pedro | 16 |
| Kayts | 08 |

GBV DESK

In response to the increasing number of gender based violence and its harmful effects in the community, an information and intervention centre on Gender Based Violence (GBV) was established in 2008 with the nick name of "GBV Desk" at Teaching Hospital, Jaffna. It is being administrated by the RDHS, Jaffna and technically guided by the district psychiatrist. A coordinator was appointed by the RDHS with the support of UN agencies, to do the coordination work relevant to GBV. Women Development Officers from the DS Offices, who attend to the GBV cases, arrive at the desk on a rotation basis. The following cases were reported at the desk in year 2009 and 2010.

Reported Cases at GBV Desk 2009 & 2010

| DS / AGA Division | Domestic Violence | | Pre Marital Affairs / Cheating(UMP) | | Social/ Economical/ Psychological/ Emotional Violence | | Extra Marital Affairs (Illegal Pregnancy) | | Sexual Abuse (age 18 and Under 18) | | Illegal Abortion | | Rape | | Total | |
|-------------------|-------------------|------------|-------------------------------------|-----------|---|-----------|---|----------|------------------------------------|----------|------------------|----------|----------|----------|------------|------------|
| | 2009 | 2010 | 2009 | 2010 | 2009 | 2010 | 2009 | 2010 | 2009 | 2010 | 2009 | 2010 | 2009 | 2010 | 2009 | 2010 |
| Jaffna | 35 | 29 | 5 | 5 | 14 | 4 | 1 | 0 | 0 | 0 | 1 | 0 | 1 | 0 | 57 | 38 |
| Nallur | 33 | 18 | 4 | 0 | 17 | 6 | 1 | 1 | 0 | 0 | 2 | 0 | 1 | 1 | 58 | 26 |
| Kopay | 26 | 30 | 8 | 6 | 12 | 5 | 3 | 2 | 0 | 1 | 1 | 1 | 1 | 0 | 51 | 45 |
| Chankanai | 28 | 28 | 9 | 7 | 8 | 6 | 0 | 0 | 1 | 0 | 0 | 1 | 1 | 0 | 47 | 42 |
| Uduvil | 14 | 13 | 4 | 4 | 8 | 4 | 1 | 0 | 0 | 0 | 0 | 0 | 1 | 0 | 28 | 21 |
| Sandilipay | 27 | 23 | 4 | 4 | 13 | 4 | 1 | 0 | 1 | 0 | 0 | 1 | 0 | 0 | 46 | 32 |
| Tellipalai | 6 | 4 | 2 | 6 | 7 | 1 | 1 | 0 | 2 | 0 | 0 | 0 | 1 | 0 | 19 | 11 |
| Point Pedro | 2 | 8 | 6 | 2 | 1 | 1 | 2 | 1 | 0 | 0 | 0 | 1 | 0 | 0 | 11 | 13 |
| Karavetty | 8 | 10 | 4 | 2 | 4 | 4 | 0 | 0 | 0 | 1 | 0 | 0 | 0 | 1 | 16 | 18 |
| Chavakachcheri | 25 | 13 | 4 | 6 | 3 | 1 | 0 | 0 | 1 | 0 | 0 | 1 | 3 | 1 | 36 | 22 |
| Velanai | 6 | 8 | 2 | 2 | 2 | 4 | 0 | 0 | 0 | 0 | 0 | 0 | 0 | 0 | 10 | 14 |
| Kayts | 4 | 9 | 1 | 2 | 1 | 0 | 0 | 0 | 0 | 0 | 0 | 0 | 0 | 0 | 6 | 11 |
| Karinagar | 2 | 2 | 2 | 3 | 3 | 3 | 0 | 1 | 0 | 0 | 0 | 0 | 0 | 0 | 7 | 9 |
| Delft | 1 | 0 | 0 | 0 | 0 | 0 | 0 | 0 | 0 | 0 | 0 | 0 | 0 | 0 | 1 | 0 |
| Maruthankerny | 1 | 2 | 1 | 0 | 0 | 0 | 0 | 0 | 0 | 0 | 0 | 0 | 0 | 0 | 2 | 2 |
| Total | 218 | 197 | 56 | 49 | 93 | 43 | 10 | 5 | 5 | 2 | 4 | 5 | 9 | 3 | 395 | 304 |

Mental and Behavioural Disorders (By Institutions) in the Hospital Admission - 2010

| Disease | | Institutions | | | | | | | | | | | | | Total | | | |
|---------|--|---------------|-------------|-----------------|-------------------|-----------|----------------|---------------|----------------|----------------|-----------|-----------|--------------------|--------------------|----------------|---------|------------|-------|
| N/S | Disease no. | DH, Kodikamam | DH, Velanai | DH, Vaddukoddai | DH, Pandetharippu | DH, Kopay | DH, Karainagar | DH, Chankanai | DH, Atchuvally | DH, Analaitivu | DH, Delft | BH, Kayts | DH, Valvettithurai | BH, chavakachcheri | BH, Tellipalai | BH, PPD | TH, Jaffna | Total |
| 1 | Dementia | - | - | - | - | - | - | - | - | - | - | - | - | - | 10 | 3 | 17 | 30 |
| 2 | Alcohol abuse | - | 3 | - | - | - | - | - | - | - | 1 | - | 15 | 18 | 100 | 47 | 33 | 196 |
| 3 | Psycho active substance use | - | - | 3 | - | - | - | 28 | - | - | - | - | 2 | - | 5 | - | - | 38 |
| 4 | Schizophrenia, Schizotypal & Delusional Disorder | - | 3 | 1 | - | - | 1 | - | - | - | - | - | 19 | 5 | 825 | 291 | 61 | 1206 |
| 5 | Mood (Affective Disorder) | 11 | 3 | - | 1 | 1 | - | - | - | 4 | - | 1 | 15 | - | 110 | 154 | 162 | 462 |
| 6 | Neurotic, Stress related Somatoform Disorder | - | 3 | 3 | - | 67 | - | - | - | 4 | - | - | - | - | 18 | 39 | 241 | 375 |
| 7 | Mental retardation | 4 | - | - | - | - | - | - | - | - | - | - | - | - | 3 | 2 | 2 | 11 |
| 8 | Disorder (child hood and Adolescence) | - | - | - | - | - | - | - | - | - | 1 | - | - | - | - | - | - | 1 |
| 9 | Other mental & behavioral Disorders | - | - | - | - | 17 | 8 | - | 157 | - | 7 | 4 | 16 | 40 | 22 | 18 | - | 289 |
| Total | | 15 | 12 | 7 | 1 | 85 | 9 | 28 | 157 | 8 | 9 | 5 | 67 | 63 | 1093 | 554 | 516 | 2608 |

Mental and Behavioural Disorders (By Age) in the Hospital Admission - 2010

| S/N | Disease | Disease no. | Age < 1 | | Age 1 - 4 | | Age 5 - 16 | | Age 17 - 49 | | Age 50 - 67 | | Age 70+ | | N/A | | Total | |
|-----|---|-------------|----------|----------|-----------|----------|------------|-----------|-------------|------------|-------------|------------|-----------|-----------|-----------|----------|-------------|-------------|
| | | | M | F | M | F | M | F | M | F | M | F | M | F | M | F | M | F |
| 1 | Dementia | 94 | 0 | 0 | 0 | 0 | 0 | 0 | 0 | 0 | 3 | 12 | 4 | 11 | 0 | 0 | 7 | 23 |
| 2 | Alcohol abuse | 95 | 0 | 0 | 0 | 0 | 2 | 0 | 145 | 0 | 72 | 1 | 10 | 0 | 0 | 0 | 230 | 1 |
| 3 | Psycho active substance use | 96 | 0 | 0 | 0 | 0 | 2 | 2 | 2 | 19 | 3 | 8 | 3 | 1 | 0 | 8 | 30 | |
| 4 | Schizophrenia, Schizotypal & Delusional Disorder | 97 | 0 | 0 | 0 | 0 | 1 | 5 | 430 | 486 | 98 | 163 | 11 | 12 | 0 | 2 | 540 | 668 |
| 5 | Mood (Affective Disorder) | 98 | 0 | 0 | 0 | 0 | 2 | 6 | 71 | 174 | 65 | 114 | 17 | 16 | 0 | 0 | 155 | 310 |
| 6 | Neurotic, Stress related Somatoform Disorder | 99 | 0 | 0 | 0 | 0 | 16 | 34 | 72 | 171 | 28 | 44 | 4 | 8 | 0 | 0 | 120 | 257 |
| 7 | Mental retardation | 100 | 0 | 0 | 0 | 0 | 1 | 0 | 3 | 4 | 2 | 0 | 0 | 0 | 1 | 7 | 4 | |
| 8 | Behavioral & Emotional Disorder (child hood and Adolescence | 101 | 0 | 0 | 0 | 0 | 1 | 0 | 0 | 0 | 0 | 0 | 0 | 0 | 0 | 0 | 1 | 0 |
| 9 | Other mental & behavioral Disorders | 102 | 0 | 0 | 0 | 0 | 7 | 20 | 63 | 93 | 19 | 64 | 7 | 14 | 12 | 5 | 108 | 196 |
| | Total | | 0 | 0 | 0 | 0 | 30 | 67 | 786 | 947 | 290 | 406 | 56 | 62 | 14 | 7 | 1176 | 1489 |

ACHIVEMENTS IN THE YEAR 2010

▷ HSDP (Health Sector Development Project)

- ⇒ **To improve preventive care for communicable and non communicable Diseases**
 - Provision of Instruments and supplies for dog's sterilization
 - Supply of Medical Equipment & Furniture to MOH offices
 - Re-construction of MOH Office 2 Nos (Such as, MOH Kayts & MOH Uduvil)
 - Implementing Quality Implementing programme at MOH Office Chavakachcheri
 - Provision of necessary Dental Instrument, Equipment & Filling to Materials School Dental Clinics.

- ⇒ **To improve Quality of Curative health care services – RDHS, Jaffna**
 - Re-construction of Male & Female Ward - BH Tellipalai
 - Re-construction Canteen, Cycle Park & Ambulance garage - BH Chavakachcheri
 - Extension work for Administration block - DH Atchuvvely
 - Improvement of hospital buildings RDHS region 12 Nos
 - Implementing Quality improvement programme - BH Point Pedro
 - Maintenance of Plant & Machinery RDHS Region
 - Re-construction of Maternity ward 6 Nos (Such as , DH Karaveddy, DH Kodikamam, DH Velanai, DH Vaddukoddai, DH Kondavil, PMCU Illvalai)
 - Provision of necessary Medical Equipment for selected hospitals
 - Provision of stand by generator
 - Lab-reagents, Testing kits with strips & equipments for selected hospitals
 - Improvement of Emergency Treatment Unit 2 Nos (Such as, DH Pandertharripu & DH Alaveddy)
 - Provision of Ambulance - DH Ampan
 - Maintenance of Ambulances for selected hospitals
 - Provision of Mobile Dental Clinic Vehicle for RDHS Region
 - Re Construction of BME Unit Pannai

⇒ **To improve District Management unit**

- Implementing Quality improvement programme at District Management unit
- Provision of Office Equipment, Furniture & Stationeries to RDHS office
- Providing computers with accessories to RDHS Office

▷ **PSDG (Provincial Specific Development Grant)**

- Renovation of hospital buildings at BH Tellippalai (Maternity ward, Drug stores, Children ward, Operation theatre)

▷ **Australian Red-Cross**

- Extension of Medical Officer quarters - DH Valvetithurai

▷ **FIDR**

- Reconstruction of Pediatric ward (48 beds) - Base Hospital, Chavakachcheri

▷ **UNICEF**

- 210 Public Health Midwives Health professionals have enhanced knowledge and skills on management of acute malnutrition
- 80 Health professionals have enhanced knowledge and skills on adolescent, pre-pregnant and maternal nutrition
- A Behavior Change Communication (BCC) plan on nutrition is developed, implemented and monitored at the district level, with the participation of primary healthcare workers and community leaders
- Nutrition promotion activities implemented at the community level BMI survey carried out for the Gov and private sector working ladies and the follow up activities for identified low BMI ladies
- Improving water supply and sanitation facilities in 18 hospitals in Jaffna
- Support given 45 RHVs in PHM vacant areas,
- Support for monitoring and project exploration through programme related trips
- Health nutrition coordination & monitoring meeting
- Support to conduct the progress review meetings

- Nutrition programme activities Training on integrated nutrition programme for Health staff
- Nutrition promotion activities promotion of home made ready to use supplementary food through demonstration programme
- Nutrition activities screening and identification of all children below 5 years
- Provision of support to prevent and respond to family separation & SGBV
- 100 Health professionals have enhanced knowledge and skills on newborn life support
- Nutrition month activities carried out including Nutrition Exhibition at selected PHM level
- Nutrition promotion activities campaigning on breast feeding during World Breast Feeding Week, training for working mothers on breast feeding techniques
- Nutrition promotion activities strengthening the mothers club, promotion of home made RUSF and formation of 210 No. of Community Health Clubs in all PHM Divisions
- Supplementation & parental Education for Low BMI students in grade 10 in selected schools
- Nutrition promotion activity campaigning on breast feeding during the world breast feeding week
- ▷ **DCB**
 - Provision of Medical Equipment TO DH Ampan
- ▷ **Criteria Based Grant (CBG)**
 - Provision of Office Equipment & Furniture for RDHS office

CONTACT TELEPHONE NUMBERS - HEALTH SECTOR
REGIONAL DIRECTORATE OF HEALTH SERVICES, JAFFNA

Address: 572 / 3, Hospital Road, Jaffna.

Email :- dpdhsjf1@slt.net.lk, Website: www.jaffnahealth.org, Telephone No:- 021-2222278, Fax:- 021-2229971

| S/No. | Name of Institution | Key Contact Person | Telephone No. | e-mail /Website Address |
|-------|---------------------------|-------------------------------------|--|-------------------------|
| 1 | RDHS Office, Jaffna. | Dr.A.Ketheswaran | Gen: 021-222 2278 Direct: 021-222 3725 Res: 021-226 4160 | dpdhsjf1@slt.net.lk |
| | | RDHS | Mobile: 077-604 3848 | drakethes64@gmail.com |
| | | Deputy RDHS | Gen: 021-222 2278 | |
| | | Dr(Ms).S.Sivaranee | Direct: 021-222 1815 | |
| | | Dr.K.T.Sivapatham | Gen: 021-222 2278 | |
| | | RMO/AMC. | Direct: 021-222 7924 | |
| | | | Res: 021-222 6079 | |
| | | Dr.(Mrs).J.T. Sivasangar | Gen: 021-222 2278 | |
| | | MO/MCH | Direct: 021-222 3662 | |
| | | | Res: 021-222 7864 | |
| | | Dr.Sivaganesan | Gen: 021-222 2278 | rejaffna@yahoo.com |
| | | RE | Direct: 021-459 1000 | |
| | | Planning unit | Direct: 021-222 8968 | |
| | | Mr.K.R.Thuraisingam | Gen: 021-222 2278 | addfhs@slt.net.lk |
| 2 | Chest Clinic, Jaffna | Additional Deputy Director(Finance) | Direct: 021-222 6253 Res: 021 222 9794 | |
| | | Mrs.I.F.Vincent | Gen: 021-222 2278 | |
| | | Administrative officer | Direct: 021-222 9972 | |
| | | Dr.C.S.Jamunanantha | Gen: 021-222 2494 | |
| | | DTCO. | Res: 021-222 7001 | |
| | | OIC | Gen: 021-222 9976 | |
| | | OIC | Gen: 021-222 9617 | rmsdfif@slt.net.lk |
| | | OIC | 021-321 6572 | |
| | | Teaching Hospital, Jaffna (Fax) | 021-222 2262 | |
| | | Director | 021-222 7351 | |
| | | Accountant | 021-222 3149 | |
| | | AO I | 021-222 7764 | |
| | | AO II | 021-222 2260 | |
| | | NTS | 021-222 2736 | |
| 1 | Teaching Hospital, Jaffna | | | |
| | | | | |
| | | | | |
| | | | | |
| | | | | |

| | | | |
|----|-----------------------|-----|--------------|
| 1 | BH Point Pedro | MS | 021-226 3262 |
| 2 | BH Tellippalai | MS | 021-226 3261 |
| | | MS | 021 321 2614 |
| 3 | BH Chavakachcheri | MS | 021 321 6029 |
| | | MS | 021-227 0032 |
| | | MS | 021-321 5429 |
| 4 | BH Kayts | DMO | 021-321 2660 |
| 5 | DH Valvettithurai | DMO | 021 226 3530 |
| 6 | DH Delft | DMO | 021-321 3577 |
| 7 | DH Pungudutivu | DMO | 021-320 5759 |
| 8 | DH Analaitivu | DMO | 021-321 3584 |
| | | DMO | 021-321 6037 |
| 9 | DH Atchuvvely | DMO | 021-321 5430 |
| 10 | DH Chankanai | DMO | 021-225 0079 |
| 11 | DH Karainagar | DMO | 021-321 6573 |
| 12 | DH Kopay | DMO | 021-223 0070 |
| 13 | DH Nainativu | DMO | 021-321 3583 |
| 14 | DH Maruthankerny | DMO | 021-321 3580 |
| 15 | DH Vaddukoddai | DMO | 021-321 3582 |
| 16 | DH Velanai | DMO | 021-321 3570 |
| 17 | DH Pandatharippu | DMO | 021-321 3585 |
| 18 | DH Ampan | DMO | 021-320 7156 |
| 19 | DH Alaveddy | DMO | 021-321 6039 |
| 20 | DH Gurunagar | DMO | 021-222 0678 |
| 21 | DH Karaveddy | DMO | 021-226 4608 |
| 22 | DH Kondavil | DMO | 021-321 3616 |
| 23 | DH Kodikamam | DMO | 021-321 3619 |
| 24 | DH Manipay | DMO | 021-321 3617 |
| 25 | DH Varany | DMO | 021-321 3622 |
| 26 | PMCU Chunnakam | RMO | 021-300 1225 |
| 27 | PMCU Erlalai | RMO | 021-300 1226 |
| 28 | PMCU Inuvil | RMO | 021-300 1227 |
| 29 | PMCU Kaithady | RMO | 021-300 1228 |
| 30 | PMCU Kokuvil | RMO | 021-300 1229 |
| 31 | PMCU Point Pedro | RMO | 021-300 1230 |
| 32 | PMCU Punnalaikadduvan | RMO | 021-300 1231 |
| 33 | PMCU Puttur | RMO | 021-300 1232 |
| 34 | PMCU Tholpuram | RMO | 021-300 1233 |
| 35 | PMCU Uduvil | RMO | 021-225 5247 |

| | | | |
|----|--|-----------------------------|---|
| 36 | PMCU Urumpirai | RMO | 021-300 1235 |
| 37 | PMCU Vaddukoddai | RMO | 021-300 1236 |
| 38 | PMCU Ilavalai | RMO | 021-300 1237 |
| 1 | MOH Tellippalai | MOH | 021-224 1182 |
| 2 | MOH Kayts | MOH | 021-321 3588 |
| 3 | MOH Point Pedro | MOH | 021-226 4482 |
| 4 | MOH Chavakachcheri | MOH | 021-227 0014 |
| 5 | MOH Kopay | MOH | 021-321 3615 |
| 6 | MOH Chankanai | MOH | 021-321 3614 |
| 7 | MOH Sandilipay | MOH | 021-225 5248 |
| 8 | MOH Uduvil | MOH | 021-224 1183 |
| 9 | MOH Nallur | MOH | 021-320 7155 |
| 10 | MOH Karaveddy | MOH | 021-320 7153 |
| 11 | MOH Jaffna | MOH | 021-222 2645 |
| 12 | SMO, Jaffna | SMO | 021-320 7152 |
| 1 | RAH Pandatharippu | MO i/c | 021-321 6497 |
| 2 | CAD Karaveddy | MO i/c | 021-321 1050 |
| | | Call Centre(RDHS Office) | 110 |
| | | Call Centre Ambulance | 021-222 5555 |
| | | BH Point Pedro Ambulance | 021-373 7700 |
| | | BH Tellippalai Ambulance | 021-221 1430 |
| | | BH Chavakachcheri Ambulance | 021-221 1431 |
| | | BH Kayts Ambulance | 021-221 1433 |
| | | BH Chankanai Ambulance | 021-221 1434 |
| | | Nainativu Ambulance Boat | 021-221 1432 |
| | | Mr.R.Raveendran | 021-320 5250 |
| 1 | Ministry of Health, NP No 55, Martyn Road, Jaffna. | Secretary | Gen: 021-222 0807 Direct: 021-222 0800 Mobile: 077-386 8588 |
| | | Chief Accountant | Direct: 021-222 0801 |
| | | Administrative officer | Direct: 021-222 0803 |
| 2 | PDHS office NP, No 55, Martyn Road, Jaffna. | Dr.K.Akilan | Gen: 021-222 0819 Direct: 021-222 0811 |
| | | Provincial Director | Direct: 021-222 0813 |
| | | DPD(Adm) | Direct: 021-222 0812 |
| | | Accountant | Direct: 021-222 0814 |
| | | Administrative officer | Direct: 021-222 0815 |
| | | Planning unit | Direct: 021-222 0815 |
| | | | Fax: 021 222 0806 |
| | | | mhealthnpc@gmail.com |
| | | | pdhsnp@gmail.com |
| | | | healthplanningnp@gmail.com |

| | | | | |
|----|--|----------------|--|---|
| | Ministry of Health & Nutrition, Colombo | Secretary | Gen : 011-269 8511 011-269 8517 | secretary.health.sl@gmail.com www.health.gov.lk Fax : 011 269 2913 |
| 1 | DGHS Dr.V.Jeganathan Consultant, Healthcare services,NEP Director(MCH) | | Direct: 011-269 4860 Fax : 011-269 3869 011-269 1580 Mobile: 071-567 8332 | dghs@health.gov.lk Fax: 011 269 1580 fhd_dir@slt.lk eufhb@yahoo.com Fax : 011 269 0790 chepid@slt.net.lk Fax : 011 696583 |
| 2 | Family Health Bureau, Colombo | | Direct: 011-269 6508 Gen: 011-269 6677 Gen: 011-269 9332 | |
| 3 | | Epigemiologist | Direct: 011-474 0491 Gen : 011-269 5112 | |
| 4 | Epidemiology Unit, Colombo Anti Malaria Campaign, Colombo | Director | Gen: 011-258 8408 Direct: 011-258 1918 | antimal@slt.net.lk Fax: 011-236 8360 |
| 5 | Medical Supply Division, Colombo | Director | Gen: 011-269 4114 Direct : 011-269 4111 | msddir@slt.lk Fax: 011 269 7096 |
| 6 | Bio Medical Engineering Service, Colombo | Director | Gen: 011-269 1916 Direct: 011-269 7174 | 011-269 8317 |
| 7 | Medical Statistical Unit, Colombo | Director | Gen: 011-269 5734 Direct: 011-269 5734 | medicostatisticsunit@gmail.com Fax: 011- 269 5734 |
| 8 | Health Education Bureau, Colombo | Director | Gen: 011-269 6606 Direct: 011-269 2613 | healthedu@slt.net.lk Fax: 011 2692613 |
| 9 | Medical Research Institute | Director | Gen: 011-269 3532 Direct: 011-269 2396 | Fax: 011 269 1495 |
| 10 | Public Health Veterinary Services | Director | Gen: 011-236 8524 Direct: 011-250 1709 | haris8@slt.net.lk Fax: 011 250 1709 |
| 1 | RDHS Office, Vavuniya | RDHS | Gen : 024-222 2893 Direct : 024-222 2323 Fax : 023-222 2753 | dpdhsv1@slt.net.lk |
| 2 | RDHS Office, Mannar | RDHS | Gen : 023-222 2916 Direct 023-222 2753 Fax: 023-225 1101 | sriude@gmail.com |
| 3 | RDHS Office, Kilinochchi | RDHS | Gen : 021 2285933 Fax: 021 2285933 | rdhskoc@gmail.com |
| 4 | RDHS Office, Mullaitivu | RDHS | Gen : 024 3243591 Fax: 024 3248519 | rdhsmtv@gmail.com |

PUBLIC LIBRARY
JAFFNA

PUBLIC LIBRARY
JAFFNA

| Sl. No. | Name of the Candidate | Roll No. | Grade | Percentage | Remarks |
|---------|-----------------------|----------|-------|------------|---------|
| 1 | ... | ... | ... | ... | ... |
| 2 | ... | ... | ... | ... | ... |
| 3 | ... | ... | ... | ... | ... |
| 4 | ... | ... | ... | ... | ... |
| 5 | ... | ... | ... | ... | ... |
| 6 | ... | ... | ... | ... | ... |
| 7 | ... | ... | ... | ... | ... |
| 8 | ... | ... | ... | ... | ... |
| 9 | ... | ... | ... | ... | ... |
| 10 | ... | ... | ... | ... | ... |
| 11 | ... | ... | ... | ... | ... |
| 12 | ... | ... | ... | ... | ... |
| 13 | ... | ... | ... | ... | ... |
| 14 | ... | ... | ... | ... | ... |
| 15 | ... | ... | ... | ... | ... |
| 16 | ... | ... | ... | ... | ... |
| 17 | ... | ... | ... | ... | ... |
| 18 | ... | ... | ... | ... | ... |
| 19 | ... | ... | ... | ... | ... |
| 20 | ... | ... | ... | ... | ... |
| 21 | ... | ... | ... | ... | ... |
| 22 | ... | ... | ... | ... | ... |
| 23 | ... | ... | ... | ... | ... |
| 24 | ... | ... | ... | ... | ... |
| 25 | ... | ... | ... | ... | ... |
| 26 | ... | ... | ... | ... | ... |
| 27 | ... | ... | ... | ... | ... |
| 28 | ... | ... | ... | ... | ... |
| 29 | ... | ... | ... | ... | ... |
| 30 | ... | ... | ... | ... | ... |
| 31 | ... | ... | ... | ... | ... |
| 32 | ... | ... | ... | ... | ... |
| 33 | ... | ... | ... | ... | ... |
| 34 | ... | ... | ... | ... | ... |
| 35 | ... | ... | ... | ... | ... |
| 36 | ... | ... | ... | ... | ... |
| 37 | ... | ... | ... | ... | ... |
| 38 | ... | ... | ... | ... | ... |
| 39 | ... | ... | ... | ... | ... |
| 40 | ... | ... | ... | ... | ... |
| 41 | ... | ... | ... | ... | ... |
| 42 | ... | ... | ... | ... | ... |
| 43 | ... | ... | ... | ... | ... |
| 44 | ... | ... | ... | ... | ... |
| 45 | ... | ... | ... | ... | ... |
| 46 | ... | ... | ... | ... | ... |
| 47 | ... | ... | ... | ... | ... |
| 48 | ... | ... | ... | ... | ... |
| 49 | ... | ... | ... | ... | ... |
| 50 | ... | ... | ... | ... | ... |
| 51 | ... | ... | ... | ... | ... |
| 52 | ... | ... | ... | ... | ... |
| 53 | ... | ... | ... | ... | ... |
| 54 | ... | ... | ... | ... | ... |
| 55 | ... | ... | ... | ... | ... |
| 56 | ... | ... | ... | ... | ... |
| 57 | ... | ... | ... | ... | ... |
| 58 | ... | ... | ... | ... | ... |
| 59 | ... | ... | ... | ... | ... |
| 60 | ... | ... | ... | ... | ... |
| 61 | ... | ... | ... | ... | ... |
| 62 | ... | ... | ... | ... | ... |
| 63 | ... | ... | ... | ... | ... |
| 64 | ... | ... | ... | ... | ... |
| 65 | ... | ... | ... | ... | ... |
| 66 | ... | ... | ... | ... | ... |
| 67 | ... | ... | ... | ... | ... |
| 68 | ... | ... | ... | ... | ... |
| 69 | ... | ... | ... | ... | ... |
| 70 | ... | ... | ... | ... | ... |
| 71 | ... | ... | ... | ... | ... |
| 72 | ... | ... | ... | ... | ... |
| 73 | ... | ... | ... | ... | ... |
| 74 | ... | ... | ... | ... | ... |
| 75 | ... | ... | ... | ... | ... |
| 76 | ... | ... | ... | ... | ... |
| 77 | ... | ... | ... | ... | ... |
| 78 | ... | ... | ... | ... | ... |
| 79 | ... | ... | ... | ... | ... |
| 80 | ... | ... | ... | ... | ... |
| 81 | ... | ... | ... | ... | ... |
| 82 | ... | ... | ... | ... | ... |
| 83 | ... | ... | ... | ... | ... |
| 84 | ... | ... | ... | ... | ... |
| 85 | ... | ... | ... | ... | ... |
| 86 | ... | ... | ... | ... | ... |
| 87 | ... | ... | ... | ... | ... |
| 88 | ... | ... | ... | ... | ... |
| 89 | ... | ... | ... | ... | ... |
| 90 | ... | ... | ... | ... | ... |
| 91 | ... | ... | ... | ... | ... |
| 92 | ... | ... | ... | ... | ... |
| 93 | ... | ... | ... | ... | ... |
| 94 | ... | ... | ... | ... | ... |
| 95 | ... | ... | ... | ... | ... |
| 96 | ... | ... | ... | ... | ... |
| 97 | ... | ... | ... | ... | ... |
| 98 | ... | ... | ... | ... | ... |
| 99 | ... | ... | ... | ... | ... |
| 100 | ... | ... | ... | ... | ... |

