

**Anti Malaria Campaign,
Jaffna.**



**Primary Medical Care Unit,
Mulliyan.**



STATISTICAL HAND BOOK-2012

RDHS DIVISION-JAFFNA




**Quality Improvement Programme,
Divisional Hospital, Chankanai**



**Healthy life Style Centre,
Divisional Hospital, Manipay.**



**Primary Medical Care Unit,
Kaithady.**



**Reconstruction of OPD block,
Divisional Hospital, Maruthankerney.**



Preface

Office of the RDHS,
Jaffna.
05.03.2013.

It is a great pleasure for me and my staff to share with you this document "**Statistical hand book - 2012**" This hand book will provide you a clear picture of the health services in Jaffna District.

This handbook will provide necessary information to plan the re-construction, rehabilitation and developmental activities in the health sector for governmental, non- governmental organizations and UN agencies. We hope that this document will serve as a tool for health sector development in Jaffna District.

We expect the support from various agencies to improve the Health Services in Jaffna District. We hope that this document will help these agencies as a useful guide.

I would like to express my sincere gratitude to the statistical and planning units of RDHS office, Jaffna, who worked hard to publish this document.

We expect constructive suggestions from the users for improvement of this handbook.

Thanking you,



Dr.A. Ketheeswaran
Regional Director of Health services,
Jaffna.

CONTENTS

Detail Tables

Pages

Preface

Contents

1 Genral Information

| | |
|--|---------|
| Introduction | 01 |
| Administrative Divisions | 01 |
| Health Facilities | 02 - 03 |
| Organization Chart - RDHS Office, Jaffna | 04 |
| Map of Government Health Institutions in Jaffna District | |
| Map of MOH Divisions & D.S. / A.G.A. Divisions in Jaffna District | |
| 1.1 Land area, Population GN divisions, PHI, PHM ranges by D.S & MOH Divisions | 05 |
| 1.2 Population change by DS/AGA Division 1981& 2004- 2012 | 06 - 07 |
| 1.3 Demographic & Health Indicators, 2007 - 2012 | 08 - 11 |

2 Organization of Health Services

| | |
|--|-------|
| 2.1 Distribution of Curative Institutions by MOH Area in Jaffna District | 12-13 |
| 2.2 MOH area by PHI, PHM ranges GN division & Population | 14-27 |

3 Patient care Services

| | |
|--|---------|
| 3.1 Ambulatory Care (OPD) by Hospital - 2012 | 28 - 31 |
| 3.2 Availability of Clinic Facilities by Hospital - 2012 | 32 - 33 |
| 3.3 Clinic Visits by Hospital - 2012 | 34 - 35 |
| 3.4 Indoor Patients Care by Hospital - 2012 | 36 - 38 |
| 3.5 Govt. Hospital Birth, Private Hospital Birth & Home deliveries - 2012 | 39 |
| 3.6 Type of delivery & Mode of delivery - 2012 | 40 - 43 |
| 3.7 Surgery Particulars by Hospital - 2012 | 44 |
| 3.8 Road Traffic Accident by Hospital - 2012 | 45 |
| 3.9 Performance of Dental Surgeons by Hospital - 2012 | 46 |
| 3.10 Incidence of Notifiable Diseases, 2010 - 2012 | 47 |
| 3.11 Leading Causes of Hospitalization in Jaffna District - 2012 | 48 - 49 |
| 3.12 Leading Causes of Hospital Deaths in Jaffna District - 2012 | 50 - 51 |
| 3.13 Trends in Hospital Morbidity & Mortality by Broad Disease Groups - 2012 | 52 |
| 3.14 Indoor Cancer Patients, 2009 - 2012 | 53 - 54 |
| 3.15 Performance of Indoor Facilities by Hospital - 2012 | 55 - 56 |
| 3.16 Availability of Ambulances by Hospital - 2012 | 57 |
| 3.17 Transfer of Patients to other Hospitals by Hospital - 2012 | 58 |
| 3.18 Performance of Emergency Ambulance Services - "110" - 2012 | 59 |

Detail Tables

| | |
|--|-----------|
| 4 Public Health Services | |
| 4.1 Maternal Deaths - 2012 | 60 |
| 4.2 Infant deaths by MOH area - 2012 | 61 |
| 4.3 Expanded Programme on Immunization (EPI) - 2012 | 62 - 63 |
| 4.4 Particulars of Maternal & Child Clinic Locations by MOH area - 2012 | 64 - 72 |
| 4.5 Family Planning new Acceptors by Method, 2010 - 2012 | 73 |
| 4.6 Family Planning Particulars - 2012 | 74 |
| 4.7 Antenatal Care by MOH area - 2012 | 74 |
| 4.8 Thripasha Supply by MOH area - 2012 | 75 |
| 4.9 Corn Soya Supply by MOH area - 2012 | 76 |
| 4.10 Building Application Inspections by MOH area - 2012 | 77 |
| 4.11 School Sanitation Survey by MOH area - 2012 | 78 |
| 4.12 Particulars of Notifications by MOH area - 2012 | 79 |
| 4.13 Availability of Vehicles for Preventive Sector Staff by MOH area - 2012 | 80 |
| 4.14 Latrine constructions by MOH area - 2012 | 81 |
| 4.15 Accessibility to Safe Latrines by MOH area - 2012 | 82 - 87 |
| 4.16 Rabies control activities by MOH area - 2012 | 88 |
| 4.17 Incidence of Notifiable Disease - 2012 | 89 |
| 4.18 Dengue Notifications, Confirmed cases & Deaths by Month - 2012 | 90 |
| 4.19 Dengue Notifications, Confirmed cases & Deaths by MOH Area - 2012 | 90 |
| 4.20 Incidence of Malaria in Jaffna District , 1990 - 2012 | 91 |
| 4.21 Malaria Case by Month in Jaffna District , 2006 - 2012 | 92 |
| 4.22 Work performance of School Dental Services - 2012 | 93 |
| 4.23 Registered Private Hospitals by MOH area - 2012 | 94 |
| 4.24 Registered Private Pharmacies by DS/AGA Division - 2012 | 95 |
| 4.25 Food Handling Inspection in Jaffna District - 2012 | 95 |
| Health status & Health services provision indicators, 2010 - 2012 | 96 - 101 |
| Mental Health Services, RDHS Division Jaffna - 2012 | 102 - 111 |
| Health Finance - 2012 | 112 - 114 |
| Achievements in the Year - 2012 | 115 - 117 |
| Telephone Directory - 2012 | 118 - 122 |

Introduction

Jaffna District is situated in the Northern most part of Sri Lanka and is 410 Km away from Colombo. The extent of the district is 1025.6 Sq.km (including inland water sources). It comprises the major part of the peninsula together with small Islands on the Western side. It is surrounded by the Indian Ocean on the Northern and Western side. On the east it is bounded by Bay of Bengal and on the south by Jaffna lagoon and Kilinochchi District.

Jaffna District fall under dry zone and high rainfall is experienced from October to December by North East monsoon. The inter monsoon rain is uncertain. The District received 943.2 mm of rain during the year 2012. The average temperature ranges from 24.9 °C to 35.0 °C with an annual average of 28.7 centigrade.

The main source of water is the natural underground spring tapped by drilling wells.

The actual population as at 31.12.2012 as reported by the G.A. is 607,158.

Administrative Divisions

For purpose of administration Jaffna District is divided into 15 Divisional Secretary areas. Due to resources and other constrains, Jaffna District is divided into 12 MOH Divisions for health administration. (Including MOH Municipal Council, Jaffna).

Health Facilities

When considering health facilities in Jaffna District, Teaching Hospital, Jaffna is the only tertiary care institution which comes under the administration of Central Ministry of Health. All other curative institutions come under the administration of Regional Director of Health Services, Jaffna. These institutions are forming a net work in three levels, such as:

| S/N | Category of Institutions | Nos. |
|------------|---------------------------------|-------------|
| 01 | Base Hospital (Type A & B) | 04 |
| 02 | Divisional Hospital | 23 |
| 03 | Primary Medical Care Unit | 16 |

In addition to the above hospitals, Cancer Unit, Tellipalai and Chest Clinic, Jaffna are functioning under the administration of Regional Director of Health Services.

In the preventive sector under each MOH there are clinic centres, which provide mainly Maternal and Child Health care services.

In addition to the Western system of medicine, Ayurvedic system is also functioning in Jaffna District under supervision of Regional Director of Health Services.

Under Ayurvedic system there is 01 District Ayurvedic Hospital, 03 Rural Ayurvedic Hospitals and 11 Ayurvedic Central Dispensaries. In addition, there are 37 free Ayurvedic Dispensaries under Local Governments.

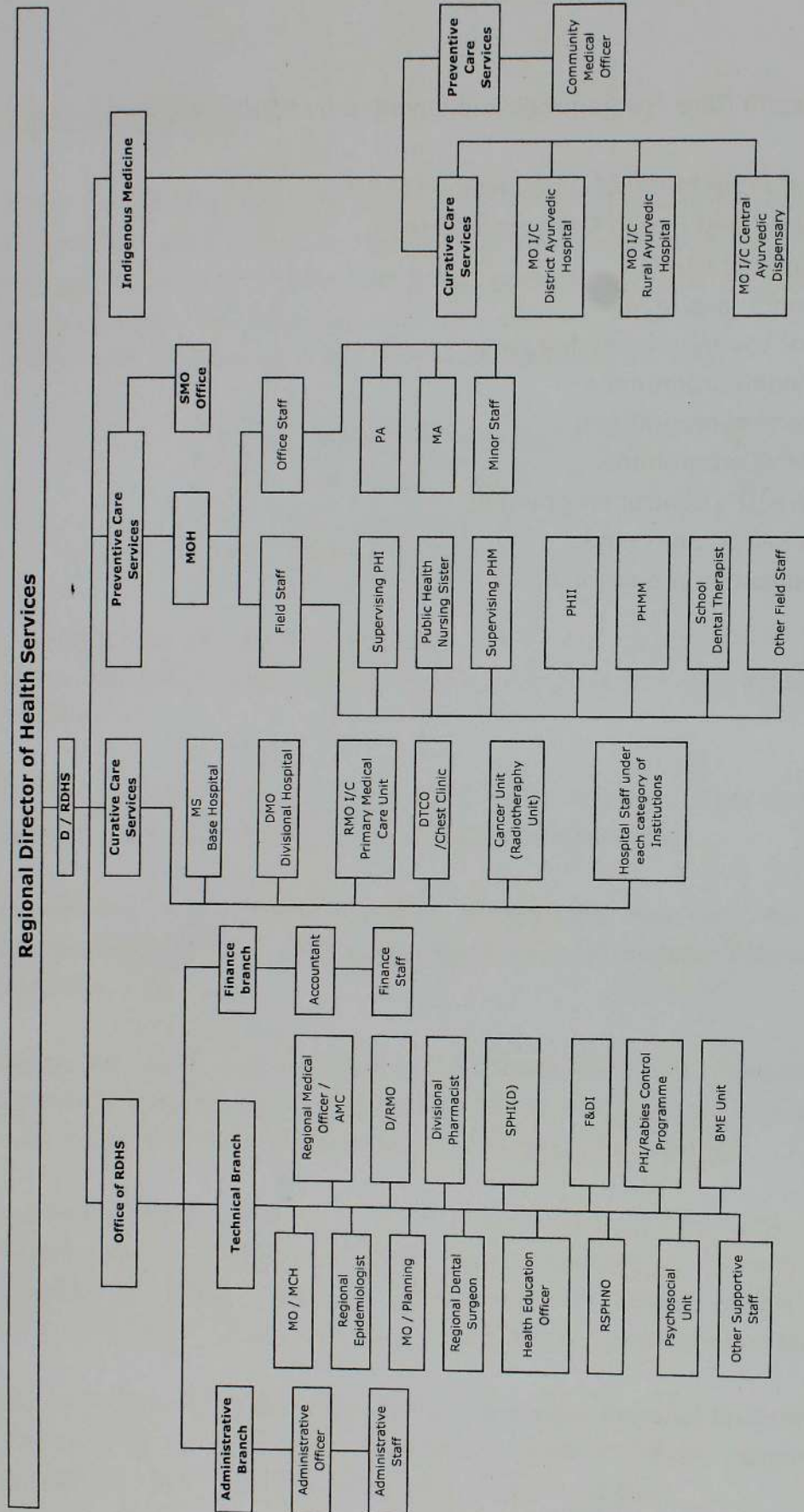
Regional Director of Health Services is incharge for all Promotive, Preventive, Curative & Rehabilitative health activities in the district. Under him Heads of Institutions namely Medical Superintendents, District Medical Officers, Medical Officers incharge and Medical Officers of Health are functioning

Regional Medical Officer, Anti Malaria Campaign, Regional Epidemiologist and Medical Officer/ Maternal & Child Health, Medical Officer, Planning are also functioning under RDHS to assist him in respective field.

- Preventive Health Care Programmes implemented by RDHS, Jaffna

1. Expanded Programme of Immunization (EPI)
2. Maternal & Child Health Services (MCH)
3. Environmental health
4. Food & water sanitation
5. Control of communicable diseases
6. School health programme
7. Rabies control programme
8. Anti malaria programme
9. STD/HIV/AIDS/Control programme
10. Mental health programme
11. Health education programme.

ORGANIZATIONAL CHART OF REGIONAL DIRECTORATE OF HEALTH SERVICES





- Legend**
- Hospital types**
- Ayurvedic Hospital
 - Base Hospital (BH)
 - Divisional hospital (DH)
 - Regional Director of Health Services (RDHS)
 - Medical Officer of Health (MOH)
 - Primary Medical Care Unit (PMCU)
 - Teaching Hospital (TH)
- Airport
 - Port
 - Minor Road
 - Main Road
 - DS Boundary
 - District Boundary

Map Doc Name: SL\MF_Hospitals_PUB_V2_01082011
 Creation Date: 01 Aug 2011
 Projection/Datum: Transverse Mercator Kandavala



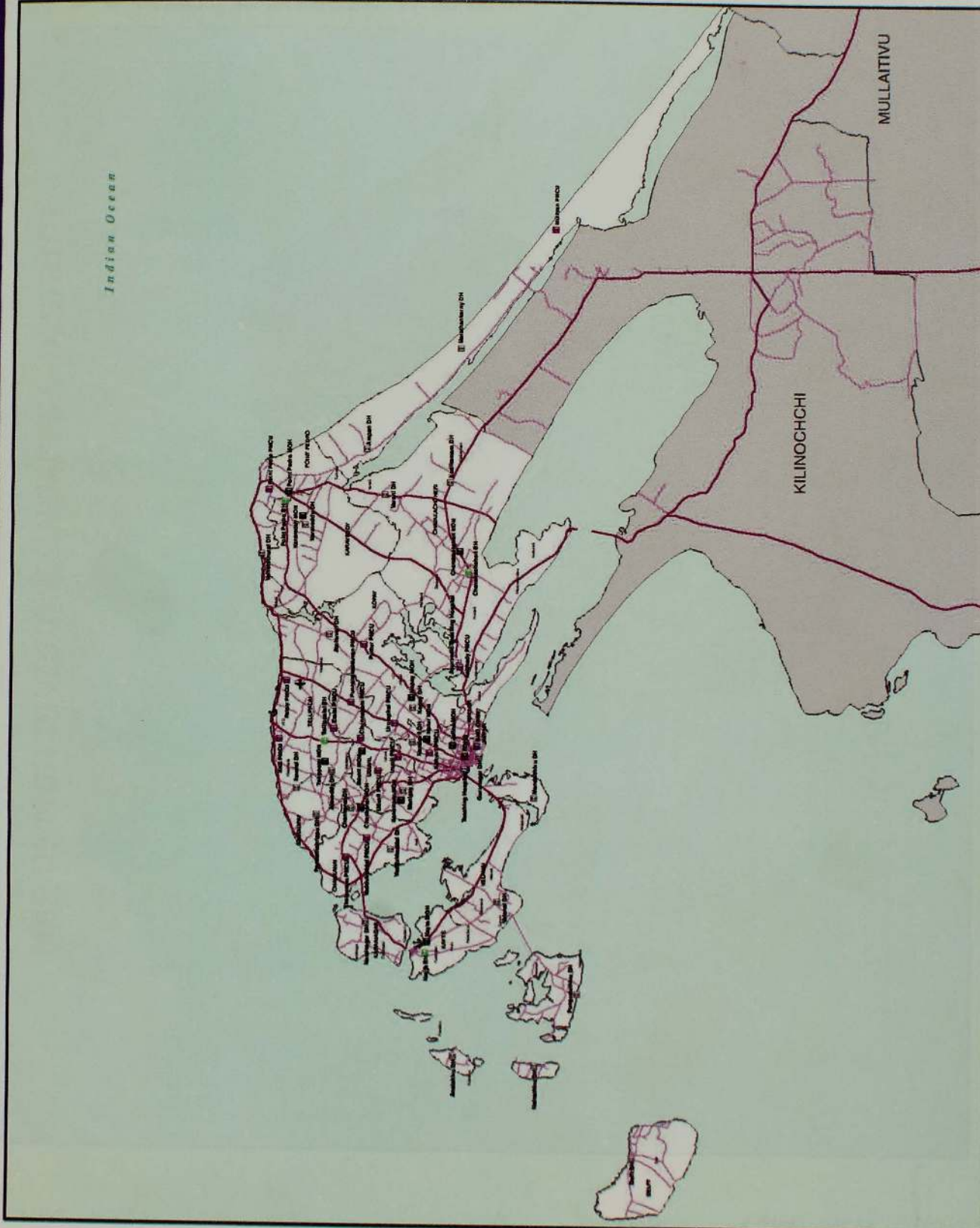
Map data source(s): UN OCHA, WHO, RDHS Office - Jaffna, Survey Department Government of Sri Lanka.
 Disclaimers: The boundaries and names shown and the designations used on this map do not imply official endorsement or acceptance by the United Nations.

Produced through the generous support of:



© 2010 United Nations Office for the Coordination of Humanitarian Affairs (UNOCHA), Sri Lanka

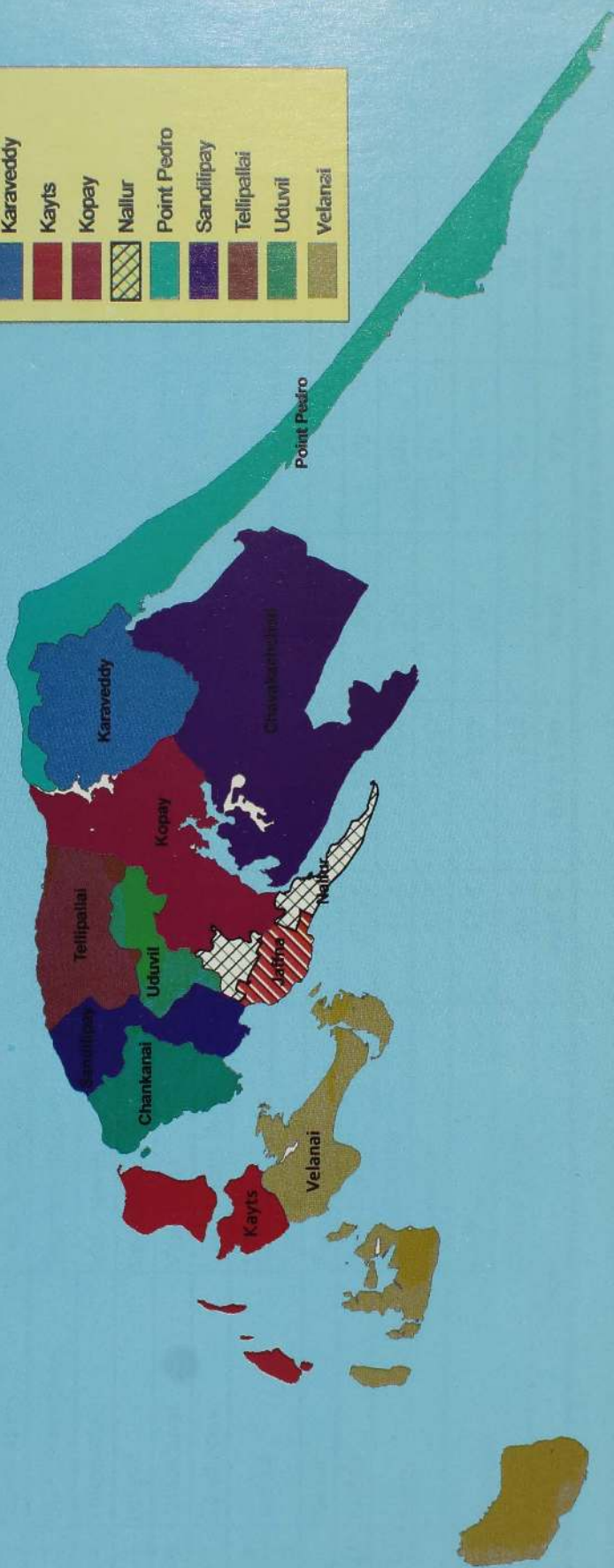
121, UNDP Compound, Temple Road, Jaffna.
 Tel: +94 (21) 2228838. Fax: +94 (21) 2228838.
 Email: ocha.jaffna@gmail.com
 Website: www.humanitarianinfo.org/srilanka
<http://ochaonline2.un.org/srilanka>



MAP OF MOH DIVISIONS IN JAFFNA DISTRICT



| MOH | MOH_Area |
|----------------|----------|
| Chankanai | |
| Chavakachcheri | |
| Jaffna | |
| Karaveddy | |
| Kayts | |
| Kopay | |
| Nallur | |
| Point Pedro | |
| Sandilipay | |
| Tellipallai | |
| Uduvil | |
| Velanai | |



| Year | 1900 | 1901 | 1902 | 1903 | 1904 | 1905 | 1906 | 1907 | 1908 | 1909 | 1910 | 1911 | 1912 | 1913 | 1914 | 1915 | 1916 | 1917 | 1918 | 1919 | 1920 |
|------|------|------|------|------|------|------|------|------|------|------|------|------|------|------|------|------|------|------|------|------|------|
| ... | ... | ... | ... | ... | ... | ... | ... | ... | ... | ... | ... | ... | ... | ... | ... | ... | ... | ... | ... | ... | ... |



THE UNIVERSITY OF CHICAGO PRESS
 CHICAGO, ILL. U.S.A.

**Table No : 1.1 Land area, Population, G.N. Divisions, PHI & PHM ranges
by D.S. & MOH Divisions**

| S/N | MOH. Division | Div. Secretary's Area | Land area (sq.km.) | Population 31.12.2012 | No. of G.N. divisions | No. of PHI. Areas | No. of PHM. Areas |
|-----|----------------|-----------------------|--------------------|-----------------------|-----------------------|-------------------|-------------------|
| 1 | Point pedro | Vada.North | 50.2 | 45,937 | 35 | 06 | 18 |
| 2 | Karaveddy | Vada. East | 114.9 | 15,288 | 18 | 03 | 06 |
| 3 | Chavakachcheri | Vada.South West | 63.7 | 45,793 | 35 | 05 | 16 |
| 4 | Telippallai | Thenmaradchchi | 217.1 | 71,387 | 60 | 08 | 28 |
| 5 | Uduvil | Vali. North | 58.5 | 34,394 | 45 | 04 | 17 |
| 6 | Chankanai | Vali. South | 31.2 | 50,812 | 30 | 06 | 17 |
| 7 | Sandilipay | Vali. West | 47.3 | 47,460 | 25 | 05 | 19 |
| 8 | Jaffna | Vali. South West | 48.0 | 52,276 | 28 | 06 | 18 |
| 9 | Nallur | Jaffna | 20.8 | 59,367 | 28 | 06 | 28 |
| 10 | Kopay | Part of Nallur | 26.0 | 29,347 | 17 | 03 | 17 |
| 11 | Kayts | Part of Nallur | 101.1 | 37,537 | 23 | 04 | 14 |
| 12 | Velanai | Vali. East | 41.4 | 73,074 | 31 | 08 | 27 |
| | | Island North | 21.3 | 10,802 | 15 | 02 | 06 |
| | | Karainagar | 47.5 | 10,897 | 09 | 01 | 04 |
| | | Delft | 94.6 | 4,527 | 06 | 01 | 02 |
| | | Island South | 983.6 | 18,260 | 30 | 04 | 08 |
| | Total | | 983.6 | 607,158 | 435 | 72 | 245 |

MOH PointPedro - 02 UC PHI area, MOH Chavakachcheri - 01 UC PHI area, MOH Jaffna - 09 MC PHI area
Source - District Secretariat & RDHS office , Jaffna

Table No :1. 2 Population Change by DS/AGA Division (1981 & 2004 - 2012)

| S /N | DS/AGA Division | 1981 Census | 2004 | 2005 | 2006 | 2007 Special Enumeration | 2008 | 2009 | 2010 | 2011 | 2012 |
|------|------------------------------------|----------------|----------------|----------------|----------------|--------------------------|----------------|----------------|----------------|----------------|----------------|
| 1 | Jaffna | 78,128 | 51,737 | 51,539 | 64,270 | 48,889 | 49,702 | 55,469 | 56,029 | 60,030 | 59,367 |
| 2 | Nallur | 81,472 | 58,852 | 61,845 | 72,236 | 60,066 | 61,471 | 66,487 | 65,831 | 67,321 | 66,884 |
| 3 | Valikamam East (Kopay) | 73,143 | 70,386 | 71,508 | 78,440 | 71,095 | 70,605 | 77,652 | 74,777 | 73,260 | 73,074 |
| 4 | Valikamam South West (Sandilipay) | 56,657 | 48,321 | 54,092 | 62,201 | 56,911 | 56,528 | 61,922 | 60,202 | 57,363 | 52,276 |
| 5 | Valikamam North (Tellipalai) | 72,448 | 23,381 | 24,061 | 27,808 | 24,010 | 24,010 | 26,678 | 28,019 | 31,479 | 34,394 |
| 6 | Valikamam West (Chanakanai) | 47,620 | 47,041 | 46,687 | 50,207 | 47,011 | 46,474 | 50,776 | 49,822 | 47,977 | 47,460 |
| 7 | Vada. South West (Karaveddy) | 62,484 | 47,129 | 46,106 | 53,541 | 46,328 | 45,335 | 48,169 | 47,319 | 47,140 | 45,793 |
| 8 | Vadamarachchi North (Point Pedro) | 45,256 | 47,919 | 51,289 | 54,954 | 43,525 | 43,490 | 53,358 | 49,053 | 46,922 | 45,937 |
| 9 | Vadamarachchi East (Maruthankerny) | 13,673 | 16,594 | 16,469 | 16,395 | 16,326 | 3,637 | 8,394 | 11,701 | 14,670 | 15,288 |
| 10 | Valikamam South (Uduvil) | 54,762 | 51,884 | 52,349 | 57,619 | 51,009 | 50,220 | 53,824 | 52,614 | 52,244 | 50,812 |
| 11 | Thenmaradchchi (Chavakachcheri) | 71,543 | 72,325 | 73,049 | 67,804 | 55,478 | 56,551 | 70,887 | 71,671 | 70,678 | 71,387 |
| 12 | Island South (Velanai) | 38,411 | 17,546 | 17,588 | 16,174 | 12,247 | 12,687 | 18,983 | 17,901 | 17,836 | 18,260 |
| 13 | Island North (Kayts) | 37,583 | 15,162 | 14,638 | 13,975 | 13,740 | 13,740 | 16,257 | 14,660 | 12,123 | 10,802 |
| 14 | Karainagar | | 10,661 | 10,622 | 10,873 | 8,860 | 8,592 | 10,729 | 10,343 | 10,858 | 10,897 |
| 15 | Delft | 5,608 | 5,729 | 5,658 | 5,687 | 4,124 | 4,129 | 5,059 | 4,720 | 4,530 | 4,527 |
| | Total | 738,788 | 584,667 | 597,500 | 652,184 | 559,619 | 547,171 | 624,644 | 614,662 | 614,431 | 607,158 |

Source: District Secretariat, Jaffna

Population in Jaffna District, 1981 & 2004 - 2012

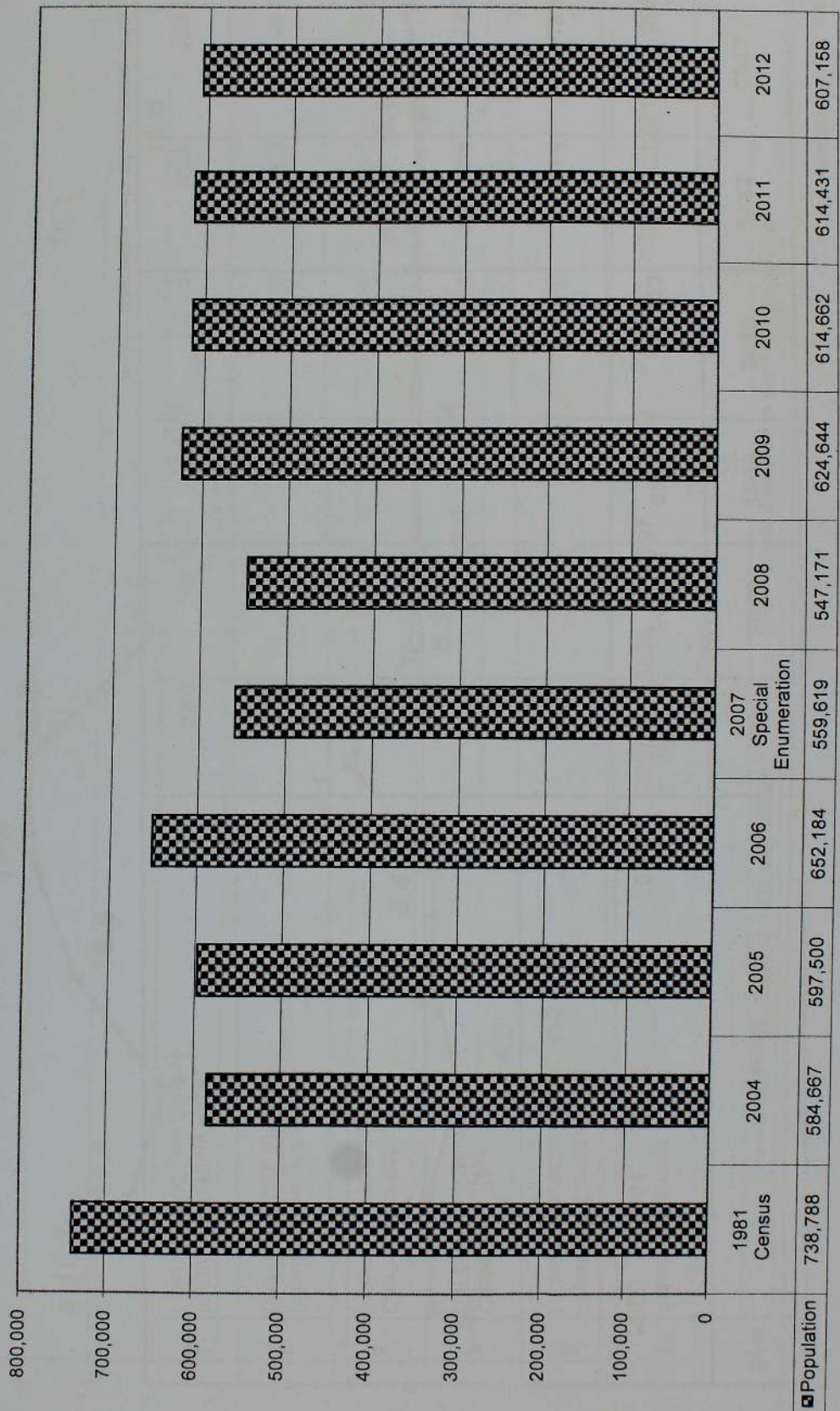
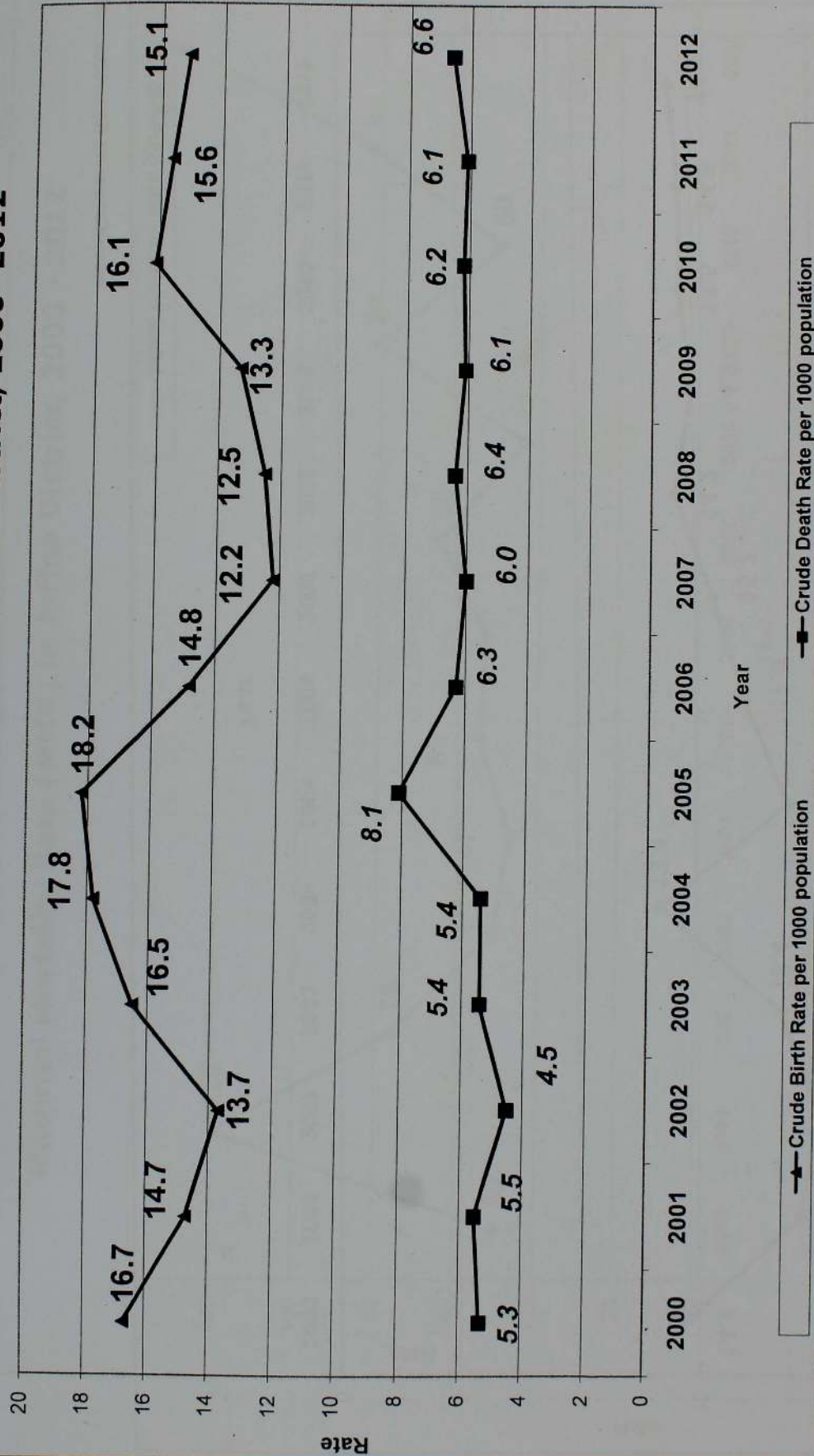


Table No: 1.3 Demographic & Health Indicators (2007 - 2012)

| S/N | Details | 2007 | 2008 | 2009 | 2010 | 2011 | 2012 |
|-----|---|---------|---------|---------|---------|---------|---------|
| 1 | Actual Population | 559,619 | 547,171 | 624,644 | 614,622 | 614,431 | 607,158 |
| 2 | Population Density (Actual population per sq. km) | 568.9 | 556.2 | 635.5 | 625.0 | 624.6 | 617.2 |
| 3 | Crude Birth Rate (LB / 1,000 Population) | 12.2 | 12.5 | 13.3 | 16.1 | 15.6 | 15.1 |
| 4 | Crude Death Rate (per 1,000 Population) | 6.0 | 6.4 | 6.1 | 6.2 | 6.1 | 6.6 |
| 5 | Infant Mortality Rate (per 1,000 Live Births) | 15.7 | 14.2 | 14.9 | 14.5 | 14.5 | 14.1 |
| 6 | Maternal Mortality Rate (per 100,000 Live Births) | 65.0 | 44.0 | 80.6 | 50.1 | 82.8 | 129.7 |


Source :Statistics unit, RDHS. Office, Jaffna

Crude Birth Rate & Crude Death Rate in Jaffna District, 2000 -2012



Source :Statistics unit, RDHS, Office, Jaffna

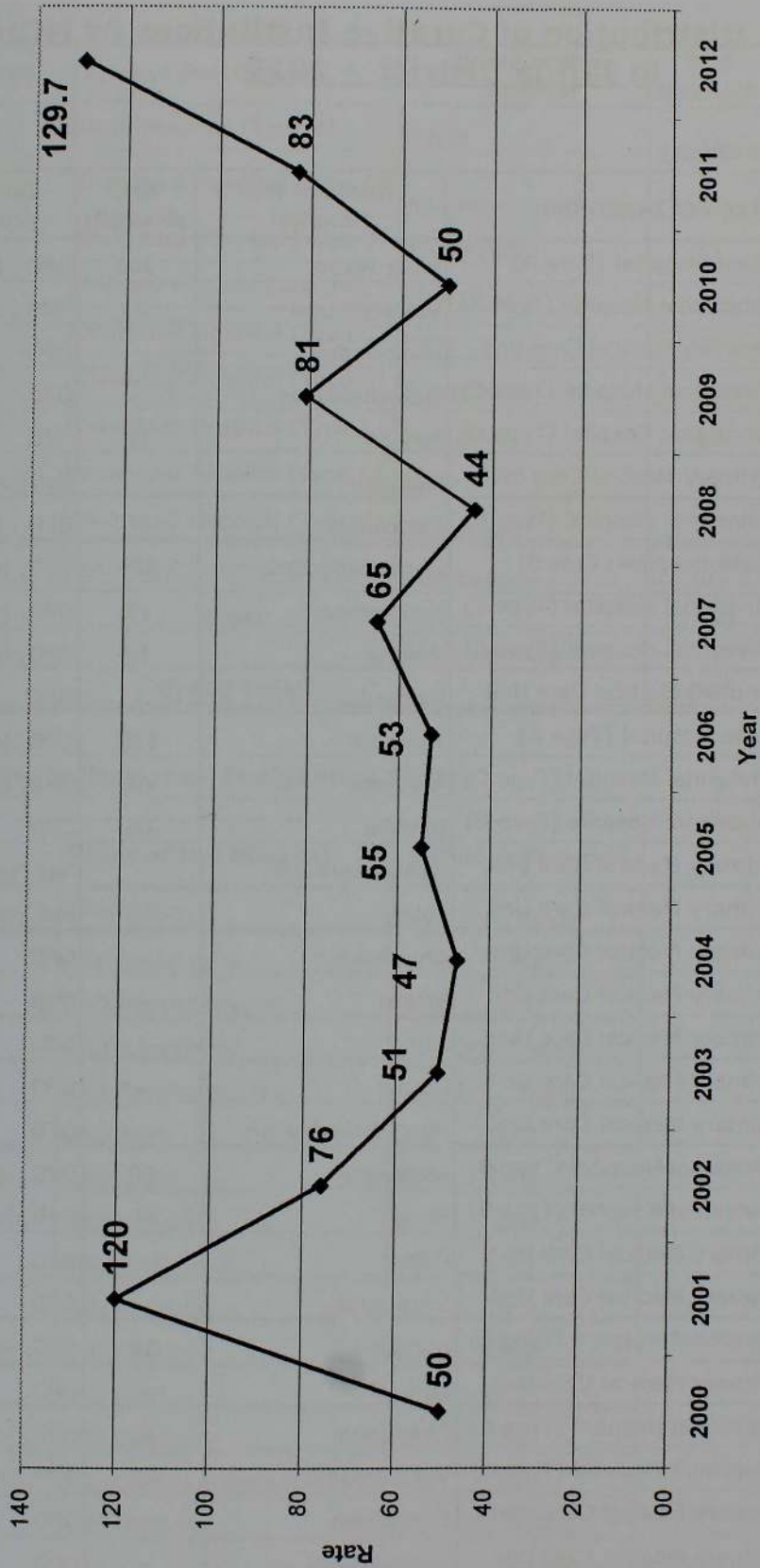
Infant Mortality Rate (IMR) in Jaffna District, 2000 - 2012



◆ Infant Mortality Rate per 1000 L.B

Source : Statistics unit, RDHS, Office, Jaffna

Maternal Mortality Rate (MMR) in Jaffna District, 2000 - 2012



—◆— Maternal Mortality Rate per 100,000 L.B

Table No : 2.1 Distribution of Curative Institutions by MOH Area in Jaffna District - 2012

Curative Sector (Western)

| S/N | MOH area | Type of Institution | Name of the Hospital | Bed strength | Services provided |
|-----|----------------|------------------------------|----------------------|--------------|-------------------|
| 1 | Point Pedro | Base Hospital (Type A) | Point Pedro | 264 | OPD , Indoor |
| | | Divisional Hospital (Type B) | Valvettithurai | 83 | OPD , Indoor |
| | | Primary Medical Care Unit | Point Pedro | - | OPD |
| | | Divisional Hospital (Type C) | Maruthankerny | - | OPD |
| | | Divisional Hospital (Type C) | Ampan | 10 | OPD |
| | | Primary Medical Care Unit | Mulliyam | - | Not Functioning |
| 2 | Karaveddy | Divisional Hospital (Type C) | Karaveddy | 14 | OPD , Indoor |
| 3 | Chavakachcheri | Base Hospital (Type B) | Chavakachcheri | 188 | OPD, Indoor |
| | | Divisional Hospital (Type C) | Kodikamam | 28 | OPD, Indoor |
| | | Divisional Hospital (Type C) | Varany | 14 | OPD, Indoor |
| | | Primary Medical Care Unit | Kaithady | - | OPD |
| 4 | Tellipalai | Base Hospital (Type A) | Tellipalai | 138 | OPD, Indoor |
| | | Divisional Hospital (Type C) | Alaveddy | 05 | OPD, Indoor |
| | | Divisional Hospital (Type C) | Ilavalai | 06 | OPD |
| | | Primary Medical Care Unit | Kankesanthurai | - | Not Functioning |
| | | Primary Medical Care Unit | Palaly | - | Not Functioning |
| 5 | Uduvil | Primary Medical Care Unit | Chunnakam | - | OPD |
| | | Primary Medical Care Unit | Erlalai | - | OPD |
| | | Primary Medical Care Unit | Inuvil | - | OPD |
| | | Primary Medical Care Unit | Uduvil | - | OPD |
| | | Primary Medical Care Unit | Punnalaikadduvan | - | OPD |
| 6 | Kopay | Divisional Hospital (Type B) | Atchuvvely | 60 | OPD, Indoor |
| | | Divisional Hospital (Type B) | Kopay | 66 | OPD, Indoor |
| | | Primary Medical Care Unit | Puttur | - | OPD |
| | | Primary Medical Care Unit | Urumpirai | - | OPD |
| 7 | Nallur | Divisional Hospital (Type C) | Kondavil | 16 | OPD, Indoor |
| | | Primary Medical Care Unit | Kokuvil | - | OPD |
| 8 | Chankanai | Divisional Hospital (Type B) | Chankanai | 80 | OPD, Indoor |
| | | Divisional Hospital (Type C) | Vaddukoddai | 23 | OPD, Indoor |
| | | Primary Medical Care Unit | Tholpuram | - | OPD |
| | | Primary Medical Care Unit | Vaddukoddai | - | OPD |
| 9 | Sandilipay | Divisional Hospital (Type C) | Pandatharippu | 39 | OPD, Indoor |
| | | Divisional Hospital (Type C) | Manipay | 09 | OPD, Indoor |

| S/N | MOH area | Type of Institution | Name of the Hospital | Bed strength | Services provided |
|--------------------|----------|------------------------------|----------------------|--------------|-------------------|
| 10 | Kayts | Base Hospital (Type B) | Kayts | 51 | OPD, Indoor |
| | | Divisional Hospital (Type C) | Analaitivu | 23 | OPD, Indoor |
| | | Divisional Hospital (Type C) | Karainagar | 32 | OPD, Indoor |
| | | Primary Medical Care Unit | Eluwaitivu | - | OPD |
| 11 | Velanai | Divisional Hospital (Type C) | Delft | 25 | OPD, Indoor |
| | | Divisional Hospital (Type C) | Pungudutivu | 06 | OPD |
| | | Divisional Hospital (Type C) | Nainativu | 35 | OPD, Indoor |
| | | Divisional Hospital (Type C) | Velanai | 39 | OPD, Indoor |
| | | Divisional Hospital (Type C) | Mandaitivu | - | Not Functioning |
| 11 | Jaffna | Divisional Hospital (Type C) | Gurunagar | 06 | OPD, Indoor |
| Total | | | | 1,260 | |
| | Jaffna | | Teaching Hospital | 1,303 | OPD, Indoor |
| Grand Total | | | | 2,563 | |

Curative Health Institutions - Indigenous Sector

| S/N | MOH area | Name of the Hospital | Services Provided |
|-----|----------------|----------------------|-------------------|
| 1 | Jaffna | DAH Jaffna | OPD, Indoor |
| 2 | Point Pedro | CAD Point Pedro | OPD |
| 3 | | CAD Maruthenkerney | OPD |
| 4 | Karaveddy | RAH Karaveddy | OPD, Indoor |
| 5 | Sandilipay | RAH Pandatharippu | OPD, Indoor |
| 6 | | CAD Araly | OPD |
| 7 | Kopay | CAD Urelu | OPD |
| 8 | | CAD Navatkiri | OPD |
| 9 | | DMU Atchuvvely | OPD |
| 10 | Kayts | CAD Karainagar | OPD |
| 11 | | CAD Kayts | OPD |
| 12 | Velanai | CAD Delft | OPD |
| 13 | Chavakachcheri | CAD Sarasalai | OPD |
| 14 | | CAD Chavakachcheri | OPD |
| 15 | Tellipalai | RAH Tellipalai | OPD, Indoor |

Source :Statistics unit, RDHS. Office, Jaffna

Table 2.2 MOH -CHAVAKACHCHERI AREA PHII & PHMM RANGES BY D.S & G.S DIVISIONS

| S.N | MOH Office | D.S / AGA Div. | PHI Range | PHM Range | Pop | GS Division | G.S No. | Population | |
|-----|------------|----------------|--|------------------|----------------|-----------------|----------------------|------------|-------|
| 1 | CHAVA | CHAVAKACHCHERI | KAITHADY [7,194] | 1 | 1,808 | KAITHADY NORTH | J/288 | 645 | |
| 2 | | | | 2 | 2,641 | KAITHADY CENTER | J/290 | 1,163 | |
| 3 | | | | 3 | 2,745 | KAITHADY SOUTH | J/289 | 1,838 | |
| 4 | | | 4 | 3,114 | NAVATKULI | J/292 | 803 | | |
| 5 | | | 5 | 1,490 | KOVILAKANDY | J/291 | 1,435 | | |
| 6 | | | 6 | 2,336 | MARAVANPULAVU | J/293 | 1,310 | | |
| 7 | | | 7 | 3,594 | UC CHAVA TOWN | J/294 | 1,763 | | |
| 8 | | | 8 | 1,772 | SHANKATHTHANAI | J/295 | 1,351 | | |
| 9 | | | 9 | 1,915 | KERUDAVIL | J/296 | 571 | | |
| 10 | | | 10 | 3,037 | KALVAYAL | J/297 | 919 | | |
| 11 | | | 11 | 2,444 | NUNAVIL | J/298 | 1,685 | | |
| 12 | | | 12 | 1,984 | MEESALAI EAST | J/299 | 651 | | |
| 13 | | | 13 | 1,989 | MEESALAI WEST | J/300 | 1,009 | | |
| 14 | | | 14 | 3,684 | MADDUVIL SOUTH | J/301 | 2,585 | | |
| 15 | | | 15 | 4,186 | MADDUVIL NORTH | J/302 | 1,772 | | |
| 16 | | CHAVAKACHCHERI | UC CHAVAKACHCHERI (Covered by UC PHI) [16,735] | MADDUVIL [7,870] | 16 | 1,915 | CHAVAKACHCHERI NORTH | J/303 | 736 |
| 17 | | | | | 17 | 1,179 | MANDUVIL | J/304 | 1,179 |
| 18 | | | | | 18 | 1,889 | KALVAYAL | J/305 | 1,889 |
| 19 | | | | | 19 | 1,148 | NUNAVIL EAST | J/306 | 1,148 |
| 20 | | | | | 20 | 651 | NUNAVIL CENTER | J/307 | 651 |
| 21 | | | | | 21 | 1,793 | NUNAVIL WEST | J/308 | 1,793 |
| 22 | | | | | 22 | 1,984 | MEESALAI EAST | J/318 | 1,984 |
| 23 | | | | | 23 | 1,989 | MEESALAI WEST | J/319 | 1,989 |
| 24 | | | | | 24 | 800 | KAITHADY NUNAVIL | J/309 | 800 |
| 25 | | | | | 25 | 1,164 | THENMADDUVIL | J/310 | 1,164 |
| 26 | | | | | 26 | 706 | MADDUVIL NUNAVIL | J/311 | 706 |
| 27 | | | | | 27 | 1,014 | MADDUVIL CENTER | J/312 | 1,014 |
| 28 | | | | | 28 | 1,280 | MADDUVIL NORTH | J/313 | 1,280 |
| 29 | | | | | 29 | 1,270 | MADDUVIL EAST | J/314 | 1,270 |
| 30 | | | | | 30 | 1,636 | CHANDRAPURAM | J/315 | 1,636 |

| S.N | MOH Office | D.S / AGA Div. | PHI Range | PHM Range | Pop | GS Division | G.S No. | Population | |
|--------------|------------|----------------|---------------------------|-------------------|--------------------|----------------------|-------------------------|---------------|-------|
| 31 | | | | 16 ALLARAI | 2,022 | 31 ALLARAI | J/322 | 1,310 | |
| 32 | | | KODIKAMAM [8,060] | 17 KACHCHAI | 2,874 | 32 VELLAMPOKKADY | J/323 | 712 | |
| 33 | | | | 18 KODIKAMAM | 3,164 | 33 KACHCHAI | J/324 | 1,697 | |
| 34 | | | | | 19 USAN | 2,268 | 34 PALAVI | J/325 | 1,177 |
| 35 | | | | | 20 VIDATHTHALPALAI | 2,172 | 35 KODIKAMAM NORTH | J/326 | 1,433 |
| 36 | | | ELUTHUMADDUVAL [9,278] | 21 ELUTHUMADDUVAL | 2,873 | 36 KODIKAMAM CENTER | J/327 | 1,731 | |
| 37 | | | | | 22 MIRUSUVIL | 1,965 | 37 KODIKAMAM SOUTH | J/328 | 1,635 |
| 38 | | | | | 23 VARANI CENTER | 2,749 | 38 USAN | J/329 | 633 |
| 39 | | | | | 24 VARANI NORTH | 2,604 | 39 VIDATHTHALPALAI | J/331 | 671 |
| 40 | | | VARANY [7,746] | 25 VARANI SOUTH | 2,393 | 40 KETPELY | J/332 | 1,501 | |
| 41 | | | | | 26 MANTHUVIL | 2,570 | 41 KARAMPAKAM | J/333 | 740 |
| 42 | | | | | 27 MEESALAI NORTH | 2,689 | 42 ELUTHUMADDUVAL SOUTH | J/334 | 1,106 |
| 43 | | | | | 28 SARASALAI | 2,305 | 43 ELUTHUMADDUVAL NORTH | J/335 | 1,027 |
| 44 | | | MANTHUVIL [7,564] | | | 44 MIRUSUVIL NORTH | J/336 | 1,299 | |
| 45 | CHAVA | CHAVAKACHCHERI | | | | | 45 MIRUSUVIL SOUTH | J/337 | 666 |
| 46 | | | | | | | 46 KUDAMIYAN | J/338 | 832 |
| 47 | | | | | | | 47 NAVATKADU | J/339 | 748 |
| 48 | | | | | | 48 KARAMPAIKURICHCHI | J/342 | 1,169 | |
| 49 | | | | | | 49 VARANI NORTH | J/340 | 992 | |
| 50 | | | | | | 50 MASERI | J/341 | 405 | |
| 51 | | | | | | 51 IDAIKURICHCHI | J/343 | 1,207 | |
| 52 | | | | | | 52 VARANI IYATTALAI | J/344 | 1,252 | |
| 53 | | | | | | 53 TAVALAI IYATTALAI | J/345 | 1,141 | |
| 54 | | | | | | 54 MANTHUVIL EAST | J/346 | 1,234 | |
| 55 | | | | | | 55 MANTHUVIL WEST | J/347 | 841 | |
| 56 | | | | | | 56 MANTHUVIL NORTH | J/320 | 495 | |
| 57 | | | | | | 57 RAMAVIL | J/321 | 1,238 | |
| 58 | | | | | | 58 MEESALAI NORTH | J/316 | 1,451 | |
| 59 | | | | | | 59 SARASALAI SOUTH | J/317 | 1,430 | |
| 60 | | | | | | 60 SARASALAI NORTH | | 875 | |
| TOTAL | | | | | | | | 71,387 | |

MOH -CHANKANAI AREA PHII & PHMM RANGES BY D.S & G.S DIVISIONS

| S.N | MOH Office | D.S / AGA Div. | PHI Range | PHM Range | Pop | GS Division | G.S No. | Population | | | | | | |
|--------------|------------------|----------------|----------------------------|------------------------|----------------------|----------------------------|------------------------------|---------------------------|-------------------------|----------------------------|---------------------------|-------|----------------------|-------|
| 1 | Chankanai | Chankanai | 1 Chankanai [10,381] | 1 | 2,078 | Chankanai Centre | 1 | Chankanai Center J/181 | 2,078 | | | | | |
| 2 | | | | 3,451 | Chankanai South | 2 | Chankanai South J/180 | 1,856 | | | | | | |
| 3 | | | | 1,896 | Chankanai West | 3 | Chankanai East J/178 | 1,595 | | | | | | |
| 4 | | | | 2,956 | Pannagam | 4 | Chankanai West J/179 | 1,896 | | | | | | |
| 5 | | | 2 Araly [10,346] | Chankanai | 5 Araly East | 5 | 2,287 | Araly East | 5 | Pannagam J/175 | 1,644 | | | |
| 6 | | | | | | 3,897 | Araly West | 6 | Araly West J/160 | 1,387 | | | | |
| 7 | | | | | | 1,870 | Araly North | 7 | Araly North J/161 | 2,510 | | | | |
| 8 | | | | | | 2,292 | Araly South | 8 | Araly South J/162 | 1,870 | | | | |
| 9 | | | | | | 3,481 | 3 Vaddukoddai [10,030] | 9 Vaddu East | 9 | 3,481 | Vaddu East | 9 | Vaddu East J/157 | 1,467 |
| 10 | | | | | | 3,968 | | | Vaddu South | 10 | Vaddu South West J/166 | 1,091 | | |
| 11 | | | | | | 2,581 | | | Vaddu West | 11 | Vaddu South J/165 | 2,877 | | |
| 12 | | | | | | 4 Chulipuram [8,483] | | | Chulipuram | 12 Chulipuram East | 12 | 2,734 | Vaddu North J/167 | 1,312 |
| 13 | | | 2,419 | Chulipuram West | 13 | | Sankarathai J/159 | 2,014 | | | | | | |
| 14 | | | 1,917 | Chulipuram Centre | 14 | | Vaddu South West J/166 | 1,091 | | | | | | |
| 15 | | | 1,413 | Panipulam | 15 | | Vaddu South J/165 | 2,877 | | | | | | |
| 16 | | | 1,349 | Tholpuram East | 16 | | Vaddu West J/167 | 1,312 | | | | | | |
| 17 | | | 2,987 | 5 Moolai [8,714] | 17 Tholpuram West | 17 | 2,987 | Vaddu North J/158 | 1,269 | | | | | |
| 18 | | | 1,174 | | | Ponnalai | 18 | Chulipuram East J/174 | 2,734 | | | | | |
| 19 | | | 3,204 | | | Moolai | 19 | Chulipuram West J/172 | 2,419 | | | | | |
| 20 | | | TOTAL | | | TOTAL | 19 Moolai | 20 | 1,917 | Chulipuram Centre J/173 | 1,917 | | | |
| 21 | | | | | | | | 1,413 | Panipulam | 21 | Panipulam J/176 | 1,413 | | |
| 22 | | | | 1,349 | Tholpuram East | | | 22 | Tholpuram East J/168 | 1,349 | | | | |
| 23 | | | | 2,987 | Tholpuram West | | | 23 | Tholpuram West J/169 | 2,987 | | | | |
| 24 | | | | 1,174 | Ponnalai | | | 24 | Ponnalai J/170 | 1,174 | | | | |
| 25 | | | 3,204 | Moolai | 25 | Moolai J/171 | 3,204 | | | | | | | |
| TOTAL | | | | | | | | 47,954 | | | | | | |

MOH - Velanai AREA PHII & PHMM RANGES BY D.S & G.S DIVISIONS

| S.N | MOH Office | D.S / AGA Div. | PHI Range | PHM Range | Population | GS Division | G.S No. | Population | |
|--------------|-------------|----------------------|----------------------|---------------|------------|---------------------|-----------------------|---------------|-------|
| 1 | Velanai | Velanai | 1 Nainativu | 1 Nainativu | 3,014 | 1 Nainativu North | J/34 | 1,174 | |
| 2 | | | | | | 2 Nainativu Centre | J/35 | 667 | |
| 3 | | | | | | 3 Nainativu South | J/36 | 1,173 | |
| 4 | | | | | | 2 Pungudutivu 1 | 4 Pungudutivu N.E | J/22 | 296 |
| 5 | | | | | | | 5 Pungudutivu East | J/23 | 253 |
| 6 | | | | | | | 6 Pungudutivu S.E | J/24 | 176 |
| 7 | | | | | | | 7 Pungudutivu E.S | J/25 | 188 |
| 8 | | | | | | | 8 Pungudutivu South | J/26 | 1,125 |
| 9 | | | | | | | 9 Pungudutivu North | J/27 | 306 |
| 10 | | | | | | 2 Pungudutivu 2 | 10 Pungudutivu Cen.N | J/28 | 535 |
| 11 | | 11 Pungudutivu S.W | J/29 | 321 | | | | | |
| 12 | | 12 Pungudutivu Cen.W | J/30 | 90 | | | | | |
| 13 | | 13 Pungudutivu Cen.E | J/31 | 269 | | | | | |
| 14 | | 14 Pungudutivu N.E | J/32 | 196 | | | | | |
| 15 | | 15 Pungudutivu West | J/33 | 566 | | | | | |
| 16 | | Velanai | 3 Allaippiddy | 4 Allaippiddy | 2,963 | 16 Allaippiddy | J/10 | 2,160 | |
| 17 | | | | | | 17 Mankumban | J/11 | 803 | |
| 18 | | | | | | 18 Mandaitivu East | J/07 | 602 | |
| 19 | | | | | | 19 Mandaitivu West | J/08 | 364 | |
| 20 | | | | | | 20 Mandaitivu South | J/09 | 936 | |
| 21 | | | | | | 6 Velanai East | 21 Velanai North East | J/13 | 521 |
| 22 | | | | | | | 22 Velanai East | J/14 | 1,023 |
| 23 | | | | | | | 23 Velanai South East | J/15 | 386 |
| 24 | | | | | | | 24 Velanai Cen.East | J/16 | 473 |
| 25 | | | | | | | 25 Velanai North | J/12 | 397 |
| 26 | | 26 Velanai South | J/17 | 1,149 | | | | | |
| 27 | | 7 Velanai West | 27 Velanai Cen. West | J/18 | 378 | | | | |
| 28 | | | 28 Velanai West | J/19 | 889 | | | | |
| 29 | | | 29 Saravanai East | J/20 | 360 | | | | |
| 30 | | | 30 Saravanai West | J/21 | 484 | | | | |
| 31 | 8 Saravanai | | 1 Delft East | J/06 | 681 | | | | |
| 32 | | | 2 Delft North Centre | J/05 | 718 | | | | |
| 33 | | 3 Delft Centre | J/04 | 694 | | | | | |
| 34 | | 4 Delft Centre West | J/03 | 1,046 | | | | | |
| 35 | | 5 Delft South | J/02 | 511 | | | | | |
| 36 | | 6 Delft West | J/01 | 877 | | | | | |
| Total | | | | | | | | 22,787 | |

MOH - KAYTS AREA PHII & PHMM RANGES BY D.S & G.S DIVISIONS

| S.N | MOH Office | D.S / AGA Div. | PHI Range | PHM Range | Population | GS Division | G.S.No. | Population |
|--------------|----------------|----------------|------------------|----------------------|------------|----------------------|---------|---------------|
| 1 | KAYTS | Kayts | 1 Kayts | 1 Kayts | 1,872 | 1 Kayts | J/49 | 425 |
| 2 | | | | 2 Kayts | 1,609 | 2 Kayts | J/50 | 681 |
| 3 | | | | 3 Kayts | 2,977 | 3 Kayts | J/51 | 766 |
| 4 | | | | 4 Kayts | 1,689 | 4 Kayts | J/52 | 451 |
| 5 | | | | 5 Kayts | 1,964 | 5 Kayts | J/53 | 97 |
| 6 | | | | 6 Kayts | 691 | 6 Kayts | J/54 | 1,061 |
| 7 | | | | 7 Kayts | 3,076 | 7 Kayts | J/55 | 420 |
| 8 | | | | 8 Kayts | 3,925 | 8 Kayts | J/56 | 1,129 |
| 9 | | | | 9 Kayts | 2,116 | 9 Kayts | J/57 | 518 |
| 10 | | | | 10 Kayts | 1,780 | 10 Kayts | J/58 | 910 |
| 11 | | | | 11 Kayts | 1,689 | 11 Kayts | J/60 | 1,352 |
| 12 | | | | 12 Kayts | 337 | 12 Kayts | J/59 | 337 |
| 13 | KARAINAGAR | Karainagar | 2 Analaitivu | 13 Analaitivu North | 1,964 | 13 Analaitivu North | J/37 | 885 |
| 14 | | | | 14 Analaitivu South | 1,079 | 14 Analaitivu South | J/38 | 1,079 |
| 15 | | | | 15 Eluvaitivu | 691 | 15 Eluvaitivu | J/39 | 691 |
| 16 | | | | 16 Karainagar West | 1,218 | 16 Karainagar West | J/40 | 1,218 |
| 17 | | | | 17 Karainagar N.W | 352 | 17 Karainagar N.W | J/41 | 352 |
| 18 | | | | 18 Karainagar S.W | 1,506 | 18 Karainagar S.W | J/45 | 1,506 |
| 19 | | | | 19 Karainagar East | 1,496 | 19 Karainagar East | J/42 | 1,496 |
| 20 | | | | 20 Karainagar South | 1,991 | 20 Karainagar South | J/44 | 1,991 |
| 21 | | | | 21 Karainagar | 438 | 21 Karainagar | J/43 | 438 |
| 22 | KARAINAGAR N.E | Karainagar N.E | 3 Karainagar N.E | 22 Karainagar Centre | 1,406 | 22 Karainagar Centre | J/48 | 1,406 |
| 23 | | | | 23 Karainagar North | 710 | 23 Karainagar North | J/46 | 710 |
| 24 | | | | 24 Karainagar N.E | 1,780 | 24 Karainagar N.E | J/47 | 1,780 |
| Total | | | | | | | | 21,699 |

MOH -KARAVEDDY AREA PHII & PHMM RANGES BY D.S & G.S DIVISIONS

| S.N | MOH Office | D.S / AGA Div. | PHI Range | PHM Range | Pop | GS Division | G.S.No. | Population | |
|--------------|------------|----------------|---------------------------|------------------|-----------------|------------------|-----------------|---------------|-------|
| 1 | Karaveddy | Karaveddy | 1 Karनावai [10,162] | 1 | Karनावai West | 1 | Karनावai South | J/348 | 1,845 |
| 2 | | | | 2 | Karनावai North | 2 | Karनावai West | J/349 | 2,194 |
| 3 | | | | 3 | Karनावai Centre | 3 | Karनावai North | J/360 | 1,627 |
| 4 | | | | 4 | | Karनावai N. West | J/361 | 1,398 | |
| 5 | | | | 5 | Uduppidy South | 5 | Karनावai Centre | J/362 | 1,197 |
| 6 | | | | 6 | | Karनावai | J/350 | 1,901 | |
| 7 | | | | 7 | Uduppidy North | 7 | Uduppidy | J/352 | 1,305 |
| 8 | | | | 8 | | Uduppidy South | J/354 | 978 | |
| 9 | | | | 9 | Valvetty | 9 | Uduppidy North | J/353 | 2,101 |
| 10 | | | | 10 | | Valvetty | J/355 | 904 | |
| 11 | | | | 11 | Imaianan | 11 | Valvetty Centre | J/356 | 1,014 |
| 12 | | | | 12 | | Samarapaku | J/357 | 1,599 | |
| 13 | | | | 13 | Imaianan West | 13 | Imaianan | J/358 | 1,916 |
| 14 | | | | 14 | | Imaianan West | J/359 | 2,145 | |
| 15 | | | | 15 | Thunnalai South | 15 | Thunnalai South | J/370 | 1,732 |
| 16 | | | | 16 | | Thunnalai East | J/371 | 1,252 | |
| 17 | | | 17 | Thunnalai Centre | 17 | Thunnalai West | J/374 | 1,029 | |
| 18 | | | 18 | | Thunnalai | J/372 | 653 | | |
| 19 | | | 19 | Thunnalai Centre | 19 | Thunnalai Centre | J/373 | 690 | |
| 20 | | | 20 | | Karaveddy East | J/368 | 1,246 | | |
| 21 | | | 21 | Alvai | 21 | Katpputhu | J/382 | 421 | |
| 22 | | | 22 | | Kaddaively | J/369 | 1,172 | | |
| 23 | | | 23 | Alvai | 23 | Alvai | J/378 | 1,437 | |
| 24 | | | 24 | | Nelliady North | J/375 | 1,088 | | |
| 25 | | | 25 | Alvai South | 25 | Alvai South | J/379 | 1,328 | |
| 26 | | | 26 | | Alvai East | J/380 | 1,515 | | |
| 27 | | | 27 | Nelliady | 27 | Aththi | J/381 | 744 | |
| 28 | | | 28 | | Nelliady | J/376 | 1,042 | | |
| 29 | | | 29 | Karaveddy West | 29 | Nelliady East | J/377 | 1,261 | |
| 30 | | | 30 | | Karaveddy West | J/363 | 1,920 | | |
| 31 | | | 31 | Nelliady | 31 | Karaveddy Centre | J/367 | 1,308 | |
| 32 | | | 32 | | Karaveddy North | J/364 | 959 | | |
| 33 | | | 33 | Karaveddy South | 33 | Mathony | J/366 | 836 | |
| 34 | | | 34 | | Karaveddy South | J/365 | 695 | | |
| 35 | | | 35 | Karनावai East | J/351 | 1,341 | | | |
| Total | | | | | | | | 45,793 | |

MOH - KOPAY AREA PHII & PHMM RANGES BY D.S & G.S DIVISIONS

| S.N | MOH Office | D.S / AGA Div. | PHI Range | PHM Range | Pop | GS Division | G.S.No. | Population | | | |
|-----|------------|----------------|---------------------|-----------|--------------|------------------|--------------|----------------|------------------------|--------------|--------------|
| 1 | Kopay | Kopay | Irupalai [6,547] | 1 | Kalviyankadu | 2,129 | 1 | Kalviyankadu | J/259 | 2,129 | |
| 2 | | | | 2 | Kaddaipirai | 2,439 | 2 | Irupalai South | J/257 | 2,439 | |
| 3 | | | | 3 | Irupalai | 1,979 | 3 | Irupalai East | J/258 | 1,979 | |
| 4 | | | Kopay | [9,291] | 4 | Kopay South | 3,662 | 4 | Kopay South | J/260 | 3,662 |
| 5 | | | | | 5 | Kopay Centre | 3,261 | 5 | Kopay Centre | J/261 | 3,261 |
| 6 | | | | | 6 | Kopay North | 2,368 | 6 | Kopay North | J/262 | 2,368 |
| 7 | | | Puttur | [9186] | 7 | Puttur North | 3,130 | 7 | Puttur North | J/274 | 1,650 |
| 8 | | | | | 8 | Puttur East | 3,688 | 8 | Navatkiri | J/275 | 1,480 |
| 9 | | | | | 9 | Puttur East | 3,688 | 9 | Puttur East | J/278 | 3,688 |
| 10 | | | Siruppity | [10,259] | 10 | Vatharawattai | 2,368 | 10 | Vatharawattai | J/280 | 1,055 |
| 11 | | | | | 11 | Avarangal East | 1,313 | 11 | Avarangal East | J/276 | 1,313 |
| 12 | | | | | 12 | Siruppity East | 1,764 | 12 | Siruppity East | J/271 | 1,764 |
| 13 | | | Neervely | 8,959] | 13 | Siruppity West | 2,189 | 13 | Siruppity West | J/272 | 2,189 |
| 14 | | | | | 14 | Atchelu | 3,118 | 14 | Atchelu | J/279 | 3,118 |
| 15 | | | | | 15 | Puttur West | 3,188 | 15 | Puttur West | J/273 | 3,188 |
| 16 | | | Urumpirai | [12,562] | 16 | Neervely South | 3,361 | 16 | Neervely South | J/268 | 2,196 |
| 17 | | | | | 17 | Neervely west | 1,165 | 17 | Neervely west | J/270 | 1,165 |
| 18 | | | | | 18 | Neervely North | 2,435 | 18 | Neervely North | J/269 | 2,435 |
| 19 | | | Atchuvvely 1 | [8,544] | 19 | Urelu | 3,163 | 19 | Urelu | J/267 | 3,163 |
| 20 | | | | | 20 | Urumpirai East | 2,741 | 20 | Urumpirai East | J/266 | 2,741 |
| 21 | | | | | 21 | Urumpirai North | 2,564 | 21 | Urumpirai North | J/264 | 2,564 |
| 22 | | | Atchuvvely 2 | [7,726] | 22 | Urumpirai West | 2,588 | 22 | Urumpirai West | J/263 | 2,588 |
| 23 | | | | | 23 | Urumpirai South | 4,669 | 23 | Urumpirai South | J/265 | 4,669 |
| 24 | | | | | 24 | Thambalai | 1,789 | 24 | Thambalai - Kathiripai | J/282 | 1,789 |
| 25 | | | Pathaimaney | | 25 | Idaikkadu | 2,546 | 25 | Idaikkadu | J/283 | 1,136 |
| 26 | | | | | 26 | Valalai | 1,410 | 26 | Valalai | J/284 | 1,410 |
| 27 | | | | | 27 | Pathaimaney | 2,237 | 27 | Pathaimaney | J/281 | 2,237 |
| 28 | | | Avarangal | | 28 | Atchuvvely North | 1,972 | 28 | Atchuvvely North | J/285 | 1,972 |
| 29 | | | | | 29 | Atchuvvely South | 2,976 | 29 | Atchuvvely South | J/286 | 2,976 |
| 30 | | | | | 30 | Atchuvvely West | 2,359 | 30 | Atchuvvely West | J/287 | 2,359 |
| 31 | | | Total | | | | 2,391 | 2,391 | 2,391 | 2,391 | 2,391 |

MOH - NALLUR AREA PHII & PHMM RANGES BY D.S & G.S DIVISIONS

| S.N | MOH Office | D.S / AGA Div. | PHI Range | PHM Range | Pop | GS Division | G.S No. | Population | |
|--------------|---------------|----------------|----------------------|-------------------|--------------------|--------------------|--------------------------|---------------|-------|
| 1 | Nallur | Part of Nallur | Kokuvil 1 [6,508] | 1 | 2,630 | Kokuvil North East | J/121 | 1,826 | |
| 2 | | | | Kokuvil Noth west | | J/124 | 804 | | |
| 3 | | | Kokuvil 2 [6,107] | 2 | 3,878 | Kokuvil East | J/122 | 2,187 | |
| 4 | | | | Kokuvil Cen. East | | J/126 | 1,691 | | |
| 5 | | | | Pirampady | | J/123 | 1,479 | | |
| 6 | | | Kondavil [11,114] | Kondavil Centre | 4 | 3,205 | Kokuvil South West | J/127 | 1,264 |
| 7 | | | | | | | Kokuvil Cen. West | J/128 | 1,941 |
| 8 | | | Kondavil North | 5 | Arukalmadam | 1,423 | Kokuvil West | J/125 | 1,423 |
| 9 | | | | | | | Kondavil Centre East | J/118 | 2,271 |
| 10 | | | Kondavil North | 6 | Kondavil East | 2,890 | Kondavil Noth-East | J/119 | 2,890 |
| 11 | | | | | | | Kondavil South-West | J/116 | 1,925 |
| 12 | | | Kondavil North | 7 | Kondavil South | 3,270 | Kondavil South-East | J/120 | 1,345 |
| 13 | | | | | | | Kondavil North -West | J/115 | 1,735 |
| 14 | | | Kondavil North | 8 | Kondavil North | 2,683 | Kondavil Center West | J/117 | 948 |
| 15 | | | | | | | Ariyalai South West | J/89 | 2,144 |
| 16 | | | Kondavil North | 9 | Ariyalai II | 2,877 | Ariyalai Centre North | J/94 | 733 |
| 17 | | | | | | | Ariyalai South East | J/90 | 1,381 |
| 18 | | | Kondavil North | 10 | Ariyalai I | 2,268 | Ariyalai Cen.South | J/96 | 887 |
| 19 | | | | | | | Thirunelvally South | J/112 | 1,035 |
| 20 | | | Kondavil North | 11 | Thirunelvally East | 2,407 | Thirunelvally North East | J/113 | 1,372 |
| 21 | | | | | | | Thrunelvally West | J/110 | 2,129 |
| 22 | | | Kondavil North | 12 | Thrunelvally South | 2,918 | Thrunelvally Cen. South | J/111 | 789 |
| 23 | | | | | | | Thirunelvally North | J/114 | 3,338 |
| Total | | | | | | | | 37,537 | |

MOH - POINTPEDRO AREA PHII & PHMM RANGES BY D.S & G.S DIVISIONS

| S.N | MOH Office | D.S / AGA Div. | PHI Range | PHM Range | Pop | GS Division | G.S No. | Population | | | | | |
|-----|------------|----------------|------------------------------|--------------------------------|------------------------|-------------|--------------------|-------------------|-------|--------------------|-------------|-------|-------|
| 1 | PointPedro | PointPedro | Point Pedro UC area [11,992] | 1 | PointPedro South | 1 | Point Pedro | J/401 | 2,060 | | | | |
| 2 | | | | 2 | PointPedro East | 2 | Point Pedro South | J/402 | 1,474 | | | | |
| 3 | | | | 3 | Thumpalai East | 3 | Point Pedro East | J/403 | 2,715 | | | | |
| 4 | | | | 4 | Puloly North | 2,865 | 4 | Thumpalai East | J/404 | 1,510 | | | |
| 5 | | | | | | | 5 | Thumpalai East | J/405 | 1,355 | | | |
| 6 | | | | 2 | Point Pedro 11 [5,772] | 2,878 | 6 | Puloly North | J/407 | 1,312 | | | |
| 7 | | | | | | | 7 | Puloly Center | J/409 | 1,566 | | | |
| 8 | | | | | | | 8 | Puloly North East | J/408 | 1,103 | | | |
| 9 | | | | 2 | Point Pedro 11 [5,772] | 2,767 | 9 | Puloly South west | J/411 | 1,664 | | | |
| 10 | | | | | | | 10 | Puloly West | J/410 | 1,411 | | | |
| 11 | | | | 3 | Puloly [5,706] | 1,594 | 11 | Katkovalam | J/406 | 1,594 | | | |
| 12 | | | | | | | 8 | Puloly East | 3,303 | 12 | Katkovalam | J/412 | 1,458 |
| 13 | | | | | | | | | | 13 | Puloly East | J/413 | 1,362 |
| 14 | | | | 3 | Puloly [5,706] | 2,403 | 14 | Manthikai | J/415 | 483 | | | |
| 15 | | | | | | | 15 | Puloly South | J/414 | 869 | | | |
| 16 | | | | | | | 16 | Vaillipuram | J/416 | 397 | | | |
| 17 | | | | 4 | Alvai [9,373] | 1,873 | 17 | Thunnalai North | J/417 | 1,137 | | | |
| 18 | | | | | | | 18 | Alvai North | J/400 | 1,873 | | | |
| 19 | | | 11 | | | | Alvai North | 2,743 | 19 | Alvai North Center | J/398 | 2,743 | |
| 20 | | | | | | | | | 20 | Viyaparimoolai | J/399 | 1,768 | |
| 21 | | | 13 | | | | Alvai West | 2,989 | 21 | Alvai West | J/396 | 1,252 | |
| 22 | | | | | | | | | 22 | Alvai North West | J/397 | 1,737 | |
| 23 | | | 14 | Valvettithurai | 3,060 | 23 | VVT North West | J/388 | 1,219 | | | | |
| 24 | | | | | | 24 | VVT North Center | J/389 | 542 | | | | |
| 25 | | | | | | 25 | VVT North East | J/390 | 634 | | | | |
| 26 | | | | | | 26 | VVT South West | J/391 | 665 | | | | |
| 27 | | | 5 | Valvettithurai UC area [7,494] | 2,027 | 27 | Thondamanaru South | J/383 | 698 | | | | |
| 28 | | | | | | 28 | Thondamanaru North | J/384 | 737 | | | | |
| 29 | | | | | | 29 | Kerudavil North | J/386 | 592 | | | | |
| 30 | | | 6 | Polikandy [5,600] | 2,407 | 30 | Polikandy West | J/393 | 1,849 | | | | |
| 31 | | | | | | 31 | VVT South East | J/392 | 558 | | | | |
| 32 | | | | | | 32 | Polikandy East | J/394 | 2,293 | | | | |
| 33 | | | 6 | Polikandy [5,600] | 3,116 | 33 | Polikandy South | J/395 | 823 | | | | |
| 34 | | | | | | 34 | Kerudavil South | J/385 | 2,021 | | | | |
| 35 | | | | | | 35 | Kerudavil East | J/387 | 463 | | | | |

| S.N | MOH Office | D.S. / AGA. DIV. | PHI Range | PHM Range | Population | GS Division | G.S No. | Population |
|--------------|------------|------------------|-------------------------|------------------|------------|------------------------|---------|---------------|
| 1 | | | | | | 1 Manatkadu | J/418 | 993 |
| 2 | | | | 19 Kudathanai | 3,227 | 2 Kudathanai | J/419 | 1,312 |
| 3 | | | | | | 3 Kudathanai North | J/420 | 452 |
| 4 | | | | | | 4 Potpathy | J/421 | 470 |
| 5 | | | 7 Ampan [5,707] | | | 5 Ampan | J/422 | 731 |
| 6 | | | | 20 Ampan | 2,480 | 6 Nagarkovil East | J/423 | 801 |
| 7 | | | | | | 7 Nagarkovil West | J/424 | 652 |
| 8 | | | | | | 8 Nagarkovil South | J/425 | 296 |
| 9 | PointPedro | Maruthenkerny | | | | 9 Chempianpattu North | J/426 | 1,170 |
| 10 | | | 8 Chempianpattu [4,226] | 21 Chempianpattu | 1,842 | 10 Chempianpattu South | J/427 | 672 |
| 11 | | | | 22 Maruthankerny | 2,384 | 11 Maruthankerny | J/428 | 1,266 |
| 12 | | | | | | 12 Vaththiarayan | J/429 | 1,118 |
| 13 | | | | 23 Uduthurai | 2,872 | 13 Uduthurai | J/430 | 1,672 |
| 14 | | | | | | 14 Ariyavalai | J/431 | 1,200 |
| 15 | | | 9 Uduthurai [5,355] | | | 15 Vettilaiikerny | J/432 | 804 |
| 16 | | | | 24 Mulliyan | 2,483 | 16 Mulliyan | J/433 | 1,226 |
| 17 | | | | | | 17 Pokkaruppu | J/434 | 453 |
| 18 | | | | | | 18 Chundikulam | J/435 | - |
| Total | | | | | | | | 61,225 |

MOH - UDUUVIL AREA PHII & PHMM RANGES BY D.S & G.S DIVISIONS

| S.N | MOH Office | D.S / AGA Div. | PHI Range | PHM Range | Pop | GS Division | G.S No. | Population | | | |
|--------------|------------|----------------|------------------------|------------------------|-------|-------------------------|------------------------|------------|---------------------------|-------|-------|
| 1 | Uduvil | Uduvil | Uduvil [7934] | 1 Uduvil South | 3,333 | 1 Uduvil South West | J/182 | 1,256 | | | |
| 2 | | | | 2 Uduvil West | | 2 Uduvil South East | J/183 | 2,077 | | | |
| 3 | | | Chunnakam 1 [7335] | Chunnakam South | 4,878 | 3 Chunnakam South | J/184 | 1,821 | | | |
| 4 | | | | | | 4 Chunnakam North | J/187 | 2,780 | | | |
| 5 | | | | | | Chunnakam 2 [7657] | Chunnakam North | 2,457 | 5 Chunnakam South | J/196 | 3,252 |
| 6 | | | | | | | | | 6 Chunnakam Centre | J/198 | 1,626 |
| 7 | | | 7 Chunnakam North | J/195 | 1,216 | | | | | | |
| 8 | | | 8 Chunnakam East | J/197 | 1,241 | | | | | | |
| 9 | | | Inuivil [10865] | Inuivil South | 2,949 | | | | 9 Uduvil East | J/185 | 2,351 |
| 10 | | | | | | | | | 10 Uduvil North | J/186 | 2,026 |
| 11 | | | | | | 11 Kandarodai | J/199 | 1,633 | | | |
| 12 | | | | | | 12 Kandarodai | J/200 | 1,647 | | | |
| 13 | | | | | | Erlalai [10468] | Erlalai South | 4,882 | 13 Inuivil South West | J/188 | 1,459 |
| 14 | | | | | | | | | 14 Inuivil West | J/191 | 1,490 |
| 15 | | | | | | Punnalaikadduvan [6553] | Punnalaikadduvan North | 3,102 | 15 Inuivil North | J/189 | 810 |
| 16 | | | | | | | | | 16 Thavady South | J/190 | 1,769 |
| 17 | | | | | | | | | 17 Thavady North | J/192 | 2,205 |
| 18 | | | | | | Total | Total | 2,380 | 18 Thavady East | J/193 | 1,385 |
| 19 | | | 19 Thavady North | J/194 | 1,747 | | | | | | |
| 20 | | | Erlalai South | Erlalai South | 4,882 | | | | 20 Erlalai South West | J/202 | 1,499 |
| 21 | | | | | | | | | 21 Erlalai South | J/203 | 3,383 |
| 22 | | | | | | | | | 22 Erlalai East | J/204 | 1,394 |
| 23 | | | | | | | | | 23 Erlalai North | J/205 | 1,588 |
| 24 | | | | | | | | | 24 Erlalai Centre | J/206 | 1,206 |
| 25 | | | Punnalaikadduvan South | Punnalaikadduvan South | 1,071 | | | | 25 Erlalai West | J/201 | 1,398 |
| 26 | | | | | | | | | 26 Punnalaikadduvan South | J/207 | 1,071 |
| 27 | | | | | | | | | 27 Punnalaikadduvan North | J/208 | 1,206 |
| 28 | | | Kuppilan South | Kuppilan South | 2,380 | | | | 28 Evenai | J/209 | 1,896 |
| 29 | | | | | | | | | 29 Kuppilan South | J/210 | 1,750 |
| 30 | | | | | | | | | 30 Kuppilan North | J/211 | 630 |
| Total | | | | | | | | | 50,812 | | |

MOH -SANDILIPAY AREA PHII & PHMM RANGES BY D.S & G.S DIVISIONS

| S.N | MOH Office | D.S / AGA Div. | PHI Range | PHM Range | Pop | S.N | GS Division | G.S.No. | Population | |
|-----|-------------------|----------------|-----------------------|----------------|------------------|-------|-------------------|------------------|---------------|-------|
| 1 | Sandilipay | | Suthumalai [8,943] | 1 | Suthumalai | 3,773 | 1 | Suthumalai North | J/129 | 1,694 |
| 2 | | | | 2 | Suthumalai South | | 2 | Suthumalai South | J/130 | 2,079 |
| 3 | | | | 3 | Chavalkaddu | 2,789 | 3 | Chavalkaddu | J/131 | 2,789 |
| 4 | | | | 4 | Uyarappulam | 2,381 | 4 | Uyarappulam | J/132 | 2,381 |
| 5 | | | | 5 | Anaikoddai | 3,816 | 5 | Anaikoddadai | J/133 | 3,816 |
| 6 | | | | 6 | Navaly-North | 2,541 | 6 | Navali North | J/134 | 2,541 |
| 7 | | | 7 | Naval-East | 3,140 | 7 | Navali East | J/135 | 1,491 | |
| 8 | | | 8 | Naval-East | | 8 | Navali South | J/136 | 1,649 | |
| 9 | | | 9 | Manipay | 3,617 | 9 | Manipay East | J/138 | 2,149 | |
| 10 | | | 10 | Manipay | | 10 | Manipay North | J/137 | 1,468 | |
| 11 | | | 11 | Manipay South | 1,702 | 11 | Manipay South | J/139 | 1,702 | |
| 12 | | | 12 | Kaddudai | 2,294 | 12 | Manipay West | J/140 | 2,294 | |
| 13 | | | 13 | Sandilipay | 3,294 | 13 | Sandilipay Centre | J/142 | 2,028 | |
| 14 | | | 14 | Sandilipay | | 14 | Sandilipay West | J/143 | 1,266 | |
| 15 | | | 15 | Sandilipay | 3,782 | 15 | Mahiyapiddy | J/144 | 1,778 | |
| 16 | | | 16 | Sandilipay | | 16 | Sandilipay North | J/141 | 2,004 | |
| 17 | | | 17 | MathagalEast | 2,519 | 17 | MathagalEast | J/150 | 2,519 | |
| 18 | | | 18 | Mathagal South | 2,212 | 18 | Mathagal South | J/151 | 951 | |
| 19 | | | 19 | Mathagal South | | 19 | Mathagal West | J/152 | 1,261 | |
| 20 | | | 20 | Vilan | 2,200 | 20 | Periyavilan | J/153 | 1,575 | |
| 21 | | | 21 | Illavalai | 3,240 | 21 | Mullanai | J/156 | 625 | |
| 22 | | | 22 | Illavalai | | 22 | Marisankoodal | J/154 | 1,246 | |
| 23 | | | 23 | Illavalai | | 23 | Illavalai | J/155 | 1,994 | |
| 24 | | | 24 | Piranpattu | 3,543 | 24 | Vadaliyadaippu | J/145 | 1,776 | |
| 25 | | | 25 | Piranpattu | | 25 | Piranpattu | J/147 | 1,767 | |
| 26 | | | 26 | Sillalai | 2,766 | 26 | Sillalai North | J/148 | 1,954 | |
| 27 | | | 27 | Sillalai | | 27 | Sillalai South | J/149 | 812 | |
| 28 | | | 28 | Pandatharippu | 2,667 | 28 | Pandaitharippu | J/146 | 2,667 | |
| | | | | Total | | | | | 52,276 | |

MOH - TELLIPPALAI AREA PHII & PHMM RANGES BY D.S & G.S DIVISIONS

| S.N | MOH Office | D.S / AGA Div. | PHI Range | PHM Range | Pop | GS Division | G.S.No. | Population | | | |
|-----|-------------|----------------|---------------------|--------------|--------------------------|----------------------------|---------------------------|----------------------------|------------------|-------|-------|
| 1 | Tellippalai | Tellippalai | Mallakam [6,976] | 1 | Mallakam Centre | 2009 | 1 Mallakam Centre | J/213 | 2,009 | | |
| 2 | | | | 2 | Mallakam North | 2842 | 2 Mallakam North | J/214 | 2,842 | | |
| 3 | | | | 3 | Mallakam South | 2125 | 3 Mallakam South | J/212 | 2,125 | | |
| 4 | | | | 4 | Alaveddy North | 3078 | 4 Alaveddy North | J/215 | 1,553 | | |
| 5 | | | | 5 | Alaveddy East | 2946 | 5 Alaveddy East | J/216 | 1,525 | | |
| 6 | | | | 6 | Alaveddy South | 2434 | 6 Alaveddy South | J/217 | 1,899 | | |
| 7 | | | | 7 | Alaveddy West | 2290 | 7 Alaveddy West | J/218 | 1,047 | | |
| 8 | | | | 8 | Keerimalai | 2844 | 8 Keerimalai | J/219 | 2,434 | | |
| 9 | | | | 9 | Keerimalai [6,110] | 9 | Alaveddy North | 1882 | 9 Alaveddy North | J/220 | 2,290 |
| 10 | | | | 10 | | 10 Ilavalai North | 2844 | 10 Ilavalai North | J/221 | 1,276 | |
| 11 | | | | 11 | | 11 Ilavalai North West | 1882 | 11 Ilavalai North West | J/222 | 1,568 | |
| 12 | | | | 12 | | 12 Vithakapuram | 1882 | 12 Vithakapuram | J/223 | 963 | |
| 13 | | | | 13 | | 13 Pannalai | 1882 | 13 Pannalai | J/224 | 919 | |
| 14 | | | | 14 | | 14 Maviddapuram | 1053 | 14 Maviddapuram | J/231 | 268 | |
| 15 | | | | 15 | | 15 Maviddapuram South | 1053 | 15 Maviddapuram South | J/232 | 785 | |
| 16 | | | | 16 | | 16 Palai Veemankamam | 331 | 16 Palai Veemankamam | J/236 | 115 | |
| 17 | | | | 17 | | 17 Palai Veemankamam North | 331 | 17 Palai Veemankamam North | J/237 | 216 | |
| 18 | | | | 18 | | 18 Kollankaladdy | 2412 | 18 Kollankaladdy | J/225 | 1,842 | |
| 19 | | | | 19 | 19 Tellipalai South West | 2412 | 19 Naguleswaram | J/226 | 570 | | |
| 20 | | | | 20 | 20 Tellipalai East 1 | 1998 | 20 Tellipalai East | J/227 | 1,430 | | |
| 21 | | | | 21 | 21 Tellipalai East 2 | 1998 | 21 Thurgapuram | J/228 | 568 | | |
| 22 | | | | 22 | 22 Tellipalai | 2803 | 22 Tellipalai | J/229 | 1,491 | | |
| 23 | | | | 23 | 23 Thanthai Selvapuram | 2803 | 23 Thanthai Selvapuram | J/230 | 1,312 | | |
| 24 | | | | 24 | 24 Kadduvan | 1225 | 24 Kadduvan | J/238 | 153 | | |
| 25 | | | | 25 | 25 Kadduvan West | 1225 | 25 Kadduvan West | J/239 | 1,072 | | |
| 26 | | | | 26 | 26 Vasavilan | 1714 | 26 Vasavilan East | J/244 | 1,485 | | |
| 27 | | | | 27 | 27 Vasavilan | 1714 | 27 Vasavilan West | J/245 | 229 | | |
| 28 | | | | 28 | 28 Kurumpasiddy | 408 | 28 Kurumpasiddy * | J/242 | - | | |
| 29 | | | | 29 | 29 Kurumpasiddy | 408 | 29 Kurumpasiddy East | J/243 | 408 | | |
| 30 | | | | 30 | 30 Kankesanthurai I | | 30 Kankesanthurai West* | J/233 | - | | |
| 31 | | | | 31 | 31 Kankesanthurai II | | 31 Kankesanthurai Centre* | J/234 | - | | |
| 32 | | | | 32 | 32 Kankesanthurai III | | 32 Kankesanthurai South * | J/235 | - | | |
| 33 | | | | 33 | 33 Kankesanthurai IV | | 33 Thyidy South * | J/250 | - | | |
| 34 | | | | 34 | 34 Kankesanthurai V | | 34 Thyidy North * | J/249 | - | | |
| 35 | | | | 35 | 35 Kankesanthurai VI | | 35 Thyidy East * | J/247 | - | | |
| 36 | | | | 36 | 36 Kankesanthurai VII | | 36 Thenmulai * | J/240 | - | | |
| 37 | | | | 37 | 37 Kankesanthurai VIII | | 37 Thenmulai * | J/240 | - | | |
| 38 | | | | 38 | 38 Kankesanthurai IX | | 38 Varuthalaivilan * | J/241 | 18 | | |
| 39 | | | | 39 | 39 Kankesanthurai X | | 39 Myliddythurai South * | J/248 | - | | |
| 40 | | | | 40 | 40 Kankesanthurai XI | | 40 Myliddy North * | J/246 | - | | |
| 41 | | | | 41 | 41 Kankesanthurai XII | | 41 Myliddythurai North * | J/251 | - | | |
| 42 | | | | 42 | 42 Kankesanthurai XIII | | 42 Palaly South * | J/252 | - | | |
| 43 | | | | 43 | 43 Kankesanthurai XIV | | 43 Palaly East * | J/253 | - | | |
| 44 | | | | 44 | 44 Kankesanthurai XV | | 44 Palaly North * | J/254 | - | | |
| 45 | | | | 45 | 45 Kankesanthurai XVI | | 45 Palaly North West * | J/255 | - | | |
| | | | | Total | | | | | 34,412 | | |

MOH - JAFFNA AREA PHII & PHMM RANGES BY D.S & G.S DIVISIONS

| S.N | MOH Office | D.S / AGA Div. | PHI Range | | PHM Range | | GS Division | | G.S No. | Population |
|--------------|------------|-------------------|-----------|-------------------|-----------|-------------------------|-------------|-------------------------|---------|---------------|
| | | | | | | | | | | |
| 1 | JAFFNA | JAFFNA | 1 | Colombothurai | 1 | Nedunkulam | 1 | Nedunkulam | J/61 | 1,735 |
| 2 | | | | | 2 | Colombothurai East | 2 | Colombothurai East | J/62 | 2,469 |
| 3 | | | | | 3 | Colombothurai West | 3 | Colombothurai West | J/63 | 1,239 |
| 4 | | | | | 4 | Passaiyoor East | 4 | Passaiyoor East | J/64 | 1,149 |
| 5 | | | | | 5 | Passaiyoor West | 5 | Passaiyoor West | J/65 | 1,179 |
| 6 | | | | | 6 | Echaimoddai | 6 | Echaimoddai | J/66 | 3,101 |
| 7 | | | | | 7 | Reclamation East | 7 | Reclamation East | J/68 | 4,258 |
| 8 | | | | | 8 | Reclamation West | 8 | Reclamation West | J/69 | 3,591 |
| 9 | | | | | 9 | GurunagarWest | 9 | GurunagarWest | J/71 | 1,392 |
| 10 | | | | | 10 | Small Bazzar | 10 | Small Bazzar | J/72 | 809 |
| 11 | | | | | 11 | Gurunagar | 11 | Gurunagar | J/67 | 1,814 |
| 12 | | | | | 12 | Gurunagar East | 12 | Gurunagar East | J/70 | 1,841 |
| 13 | | | | | 13 | Chundikul South | 13 | Chundikul South | J/75 | 2,046 |
| 14 | | | | | 14 | Chundikul North | 14 | Chundikul North | J/76 | 1,356 |
| 15 | | | | | 15 | Jaiffna Town West | 15 | Jaiffna Town West | J/73 | 1,894 |
| 16 | | | | | 16 | Jaiffna Town East | 16 | Jaiffna Town East | J/74 | 2,372 |
| 17 | | | | | 17 | Maruthady | 17 | Maruthady | J/77 | 1,551 |
| 18 | 18 | Athiady | 18 | Athiady | J/78 | 2,088 | | | | |
| 19 | 19 | Serampiyady | 19 | Serampiyady | J/79 | 1,264 | | | | |
| 20 | 20 | Grand Bazzar | 20 | Grand Bazzar | J/80 | 1,537 | | | | |
| 21 | 21 | Fort | 21 | Fort | J/81 | 2,055 | | | | |
| 22 | 22 | Vannarpannai | 22 | Vannarpannai | J/82 | 1,492 | | | | |
| 23 | 23 | Koddadi | 23 | Koddadi | J/83 | 1,970 | | | | |
| 24 | 24 | Navanthurai South | 24 | Navanthurai South | J/84 | 2,847 | | | | |
| 25 | 25 | Navanthurai North | 25 | Navanthurai North | J/85 | 2,451 | | | | |
| 26 | 26 | Moor Street South | 26 | Moor Street South | J/86 | 3,408 | | | | |
| 27 | 27 | Moor Street North | 27 | Moor Street North | J/87 | 4,859 | | | | |
| 28 | 28 | New Moor Street | 28 | New Moor Street | J/88 | 1,600 | | | | |
| 1 | JAFFNA | Part of Nallur | 7 | Ariyalai | 29 | Ariyalai North West | 1 | Ariyalai North West | J/91 | 1,733 |
| 2 | | | | | 30 | Ariyalai Cen. West | 2 | Ariyalai Cen. West | J/92 | 1,357 |
| 3 | | | | | 31 | Ariyalai South west | 3 | Ariyalai South west | J/93 | 1,104 |
| 4 | | | | | 32 | Ariyalai Centre | 4 | Ariyalai Centre | J/95 | 1,375 |
| 5 | | | | | 33 | Iyanar Kovilady | 5 | Iyanar Kovilady | J/97 | 1,687 |
| 6 | | | | | 34 | Vannarpannai North | 6 | Vannarpannai North | J/98 | 1,859 |
| 7 | | | | | 35 | Vannarpannai North West | 7 | Vannarpannai North West | J/99 | 2,494 |
| 8 | | | | | 36 | Vannarpannai North East | 8 | Vannarpannai North East | J/100 | 2,485 |
| 9 | | | | | 37 | Niraviyaddy | 9 | Niraviyaddy | J/101 | 1,942 |
| 10 | | | | | 38 | Kandarmadam North.& | 10 | Kandarmadam North.& | J/102 | 1,647 |
| 11 | | | | | 39 | Kandarmadam Nor. East | 11 | Kandarmadam Nor. East | J/103 | 2,137 |
| 12 | | | | | 40 | Kandarmadam South West | 12 | Kandarmadam South West | J/104 | 1,236 |
| 13 | | | | | 41 | Kandarmadam Sou. East | 13 | Kandarmadam Sou. East | J/105 | 1,115 |
| 14 | | | | | 42 | Nallur North | 14 | Nallur North | J/106 | 1,547 |
| 15 | | | | | 43 | Nallur Rajathani | 15 | Nallur Rajathani | J/107 | 632 |
| 16 | | | | | 44 | Nallur South | 16 | Nallur South | J/108 | 1,384 |
| 17 | | | | | 45 | Sankiliyan Thoppu | 17 | Sankiliyan Thoppu | J/109 | 3,613 |
| Total | | | | | | | | | | 88,714 |

Table No : 3.1 Ambulatory Care (OPD) by Hospital - 2012

| S/N. | Name of DS division | Hospital | OPD Attendance (Total Visits) | Clinic | Total (OPD + Clinic) | Average No. of OPD patients per day | No. of working days |
|------|---------------------|-----------------------|-------------------------------|--------|----------------------|-------------------------------------|---------------------|
| 1 | Vadamaradchi North | BH Point Pedro | 142,583 | 80,675 | 223,258 | 389.6 | 366 |
| | | DH Valvettithurai | 77,352 | 23,638 | 100,990 | 211.3 | 366 |
| 2 | Vada. South West | PMCU Point Pedro | 25,192 | 2,839 | 28,031 | 79.7 | 316 |
| | | DH Karaveddy | 46,846 | 6,461 | 53,307 | 183.7 | 255 |
| 3 | Vadamaradchi East | DH Maruthankerny | 16,044 | 2,187 | 18,231 | 47.9 | 335 |
| | | DH Ampan | 6,876 | 985 | 7,861 | 22.0 | 313 |
| 4 | Thenmaradchchi | PMCU Mulliyan | | | | | |
| | | BH Chavakachcheri | 131,243 | 49,161 | 180,404 | 358.6 | 366 |
| 5 | Valikamam North | DH Kodikamam | 26,809 | 2,877 | 29,686 | 82.7 | 324 |
| | | DH Varany | 22,504 | 3,185 | 25,689 | 68.2 | 330 |
| 6 | Vali. South | PMCU Kaithady | 12,183 | 3,060 | 15,243 | 43.8 | 278 |
| | | BH Tellipallai | 80,413 | 42,604 | 123,017 | 219.7 | 366 |
| 7 | Vali. East | DH Alaveddy | 29,144 | 3,320 | 32,464 | 108.1 | 269.5 |
| | | PMCU Kankesanthurai | | | | | |
| 8 | Vali. South | PMCU Palaly | | | | | |
| | | PMCU Chunnakam | 17,164 | 4,870 | 22,034 | 64.0 | 268 |
| 9 | Vali. South | PMCU Erlalai | 7,959 | 4,596 | 12,555 | 31.8 | 250 |
| | | PMCU Inuvil | 16,319 | 5,009 | 21,328 | 87.3 | 187 |
| 10 | Vali. South | PMCU Punnalaikadduvan | 15,890 | 2,935 | 18,825 | 88.3 | 180 |
| | | PMCU Uduvil | 27,043 | 3,755 | 30,798 | 128.5 | 210.5 |
| 11 | Vali. East | DH Atchuvvely | 72,420 | 16,195 | 88,615 | 197.9 | 366 |
| | | DH Kopay | 61,557 | 16,831 | 78,388 | 168.2 | 366 |
| 12 | Vali. East | PMCU Puttur | 17,877 | 5,887 | 23,764 | 95.9 | 186.5 |
| | | PMCU Urumpirai | 17,973 | 4,552 | 22,525 | 103.9 | 173 |

| S/N. | Name of DS division | Hospital | OPD Attendance (Total Visits) | Clinic | Total (OPD + Clinic) | Average No. of OPD patients per day | No. of working days |
|--------------------------|---------------------|--|---|---|---|---|---------------------------------|
| 8 | Nallur | DH Kondavil PMCU Kokuvil | 20,377 16,459 | 6,818 2,059 | 27,195 18,518 | 83.5 56.2 | 244 293 |
| 9 | Vali. West | DH Chankanai DH Pandatheruppu DH Vaddukoddai PMCU Tholpuram PMCU Vaddukoddai | 58,044 21,918 26,286 14,885 6,785 | 21,736 3,791 11,445 4,632 2,380 | 79,780 25,709 37,731 19,517 9,165 | 158.6 121.8 115.8 86.0 33.4 | 366 180 227 173 203 |
| 10 | Vali. South West | DH Manipay DH Ilavalai | 28,023 22,641 | 5,936 6,897 | 33,959 29,538 | 101.7 98.9 | 275.5 229 |
| 11 | Jaffna | DH Gurunagar | 33,898 | 8,547 | 42,445 | 137.2 | 247 |
| 12 | Island North | BH Kayts DH Analaitivu | 43,443 7,885 | 5,605 3,430 | 49,048 11,315 | 118.7 21.5 | 366 366 |
| 13 | Karainagar | PMCU Eluwaitivu | 2461 | | 2,461 | 41.0 | 60 |
| 14 | Delft | DH Karainagar DH Delft | 31,599 15,799 | 7,851 4,323 | 39,450 20,122 | 86.3 43.2 | 366 366 |
| 15 | Island South | DH Pungudutivu DH Nainativu DH Velanai DH Mandaitivu | 14,033 12,250 17,338 | 4,085 3,071 10,481 | 18,118 15,321 27,819 | 39.3 39.1 56.1 | 357 313 309 |
| Sub Total | | | 1,265,515 | 398,709 | 1,664,224 | 3457.7 | 366 |
| Jaffna Teaching Hospital | | | 293,744 | 637,361 | 931,105 | 802.6 | 366 |
| Grand Total | | | 1,559,259 | 1,036,070 | 2,595,329 | 4,260 | 366 |

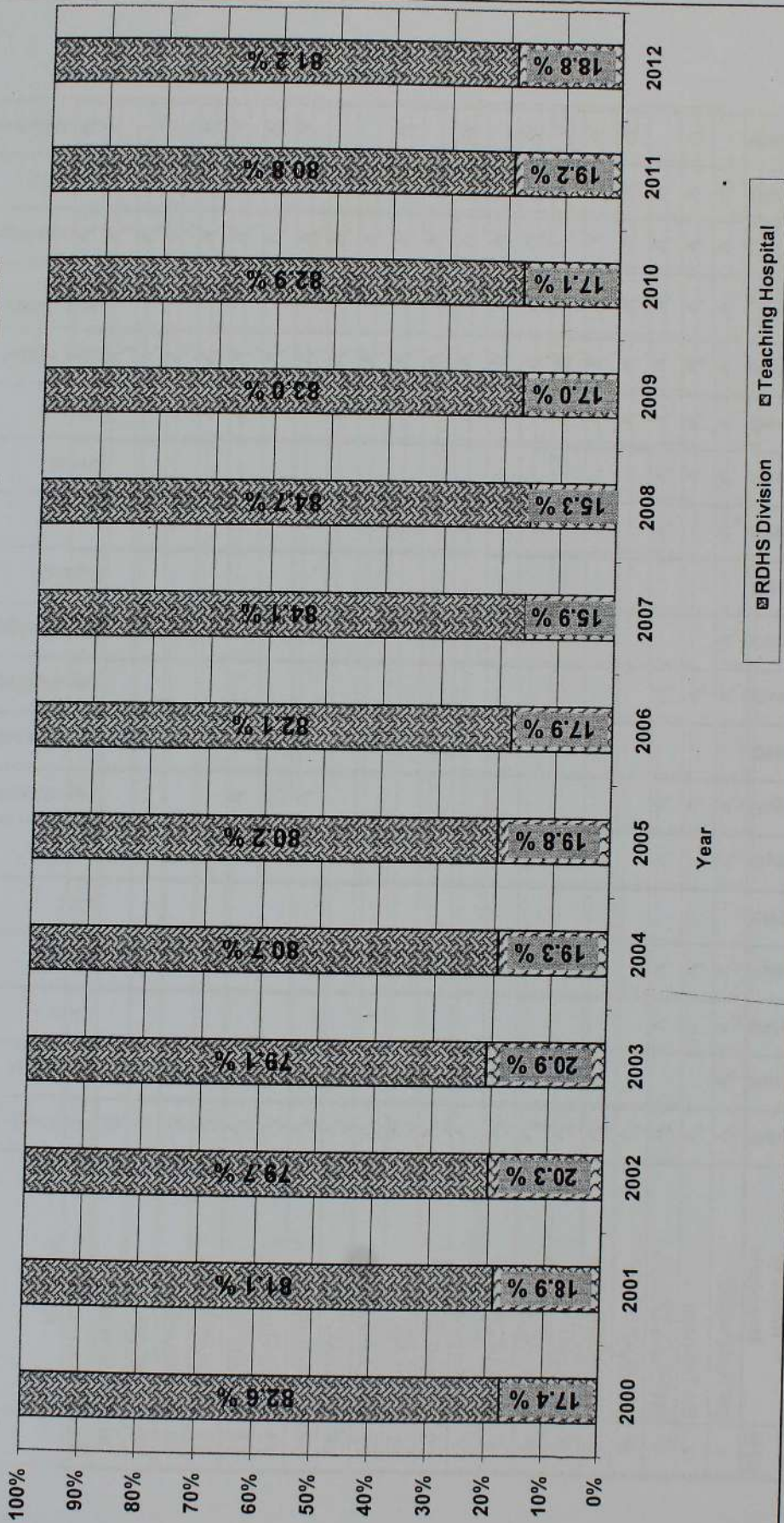
Source : Statistics unit, RDHS, Office, Jaffna

Curative Health Institutions - Indigenous Sector - 2012

| S/N. | Name of DS division | Hospital | No of Patients Treated |
|--------------|---------------------|--------------------|------------------------|
| 1 | Jaffna | DAH Jaffna | 18,056 |
| 2 | Vali. South West | RAH Pandatharippu | 15,042 |
| 3 | Vada. North | CAD PointPedro | 8,124 |
| 4 | Vada. South West | RAH Karaveddy | 10,651 |
| 5 | Vada. East | CAD Maruthankerny | 915 |
| 6 | Karainagar | CAD Karainagar | 4,311 |
| 7 | Island North | CAD Kayts | 6,495 |
| 8 | Delf | CAD Delft | 268 |
| 9 | | CAD Urelu | 7,047 |
| 10 | Vali. East | CAD Navatkiri | 2,907 |
| 11 | | DMU Atchuvvely | 7,225 |
| 12 | | CAD Sarasalai | 7,700 |
| 13 | Thenmaradchchi | CAD Chavakachcheri | 7,177 |
| 14 | Vali. West | CAD Araly | 10,834 |
| 15 | Vali. North | RAH Tellipalai | 10,039 |
| Total | | | 116,791 |

Source : Statistics unit, RDHS. Office, Jaffna

OPD attendance in Govt. Hospitals in Jaffna District, 2000 - 2012



Source :Statistics unit, RDHS, Office, Jaffna

Table No: 3.2 Availability of Clinic Facilities by Hospital - 2012

| S/N | Name of Hospitals | Medical | Surgical | Skin | Eye | ENT | Gyn | Psychiatric | Othopaedic | Paediatric | Cardiology | Neuro | Cancer | Chest | Dental | Ante Natal | Well Baby Clinic | F. Planning | Diabetic | Well Women | |
|-----|-------------------|---------|----------|------|-----|-----|-----|-------------|------------|------------|------------|-------|--------|-------|--------|------------|------------------|-------------|----------|------------|---|
| 1 | BH Point Pedro | ✓ | ✓ | ✓ | ✓ | | ✓ | ✓ | | ✓ | | | ✓ | ✓ | ✓ | ✓ | ✓ | ✓ | ✓ | ✓ | ✓ |
| 2 | BH Tellipalai | ✓ | | | ✓ | | | ✓ | | ✓ | | | | ✓ | ✓ | ✓ | ✓ | ✓ | ✓ | ✓ | ✓ |
| 3 | BH Chavakachcheri | ✓ | | ✓ | ✓ | | ✓ | | | | | | ✓ | ✓ | ✓ | ✓ | ✓ | ✓ | ✓ | ✓ | ✓ |
| 4 | BH Kayts | ✓ | | | | | | | | | | | | | ✓ | ✓ | ✓ | ✓ | ✓ | ✓ | ✓ |
| 5 | DH Valvettithurai | ✓ | | | | | | | | | | | | | ✓ | ✓ | ✓ | ✓ | ✓ | ✓ | ✓ |
| 6 | DH Delft | ✓ | | | | | | | | | | | | | ✓ | ✓ | ✓ | ✓ | ✓ | ✓ | ✓ |
| 7 | DH Pungudutivu | ✓ | | | | | | | | | | | | | ✓ | ✓ | ✓ | ✓ | ✓ | ✓ | ✓ |
| 8 | DH Analaitivu | ✓ | | | | | | | | | | | | | ✓ | ✓ | ✓ | ✓ | ✓ | ✓ | ✓ |
| 9 | DH Karainagar | ✓ | | | | | | | | | | | ✓ | | ✓ | ✓ | ✓ | ✓ | ✓ | ✓ | ✓ |
| 10 | DH Nainativu | ✓ | | | | | | | | | | | | | ✓ | ✓ | ✓ | ✓ | ✓ | ✓ | ✓ |
| 11 | DH Atchuvvely | ✓ | | | | | | | | | | | | | ✓ | ✓ | ✓ | ✓ | ✓ | ✓ | ✓ |
| 12 | DH Chankanai | ✓ | | | | | | | | | | | | | ✓ | ✓ | ✓ | ✓ | ✓ | ✓ | ✓ |
| 13 | DH Kopay | ✓ | | | | | | | | | | | ✓ | | ✓ | ✓ | ✓ | ✓ | ✓ | ✓ | ✓ |
| 14 | DH Maruthankerny | ✓ | | | | | | | | | | | | | ✓ | ✓ | ✓ | ✓ | ✓ | ✓ | ✓ |
| 15 | DH Pandatharippu | ✓ | | | | | | ✓ | | | | | | | ✓ | ✓ | ✓ | ✓ | ✓ | ✓ | ✓ |
| 16 | DH Velanai | ✓ | | | | | | ✓ | | | | | | | ✓ | ✓ | ✓ | ✓ | ✓ | ✓ | ✓ |
| 17 | DH Vaddukoddai | ✓ | | | | | | | | | | | | | ✓ | ✓ | ✓ | ✓ | ✓ | ✓ | ✓ |
| 18 | DH Alaveddy | ✓ | | | | | | | | | | | | | ✓ | ✓ | ✓ | ✓ | ✓ | ✓ | ✓ |
| 19 | DH Ampan | ✓ | | | | | | | | | | | | | ✓ | ✓ | ✓ | ✓ | ✓ | ✓ | ✓ |
| 20 | DH Gurunagar | ✓ | | | | | | | | | | | | | ✓ | ✓ | ✓ | ✓ | ✓ | ✓ | ✓ |
| 21 | DH Karaveddy | ✓ | | | | | | | | | | | | | ✓ | ✓ | ✓ | ✓ | ✓ | ✓ | ✓ |

| S/N | Name of Hospitals | Medical | Surgical | Skin | Eye | ENT | Gyn | Psychiatric | Othopaedic | Paediatric | Cardiology | Neuro | Cancer | Chest | Dental | Ante Natal | Well Baby Clinic | F. Planning | Diabetic | Well Women |
|-----|-----------------------|---------|----------|------|-----|-----|-----|-------------|------------|------------|------------|-------|--------|-------|--------|------------|------------------|-------------|----------|------------|
| 22 | DH Kodikamam | ✓ | | | | | | | | | | | | | | ✓ | ✓ | ✓ | ✓ | |
| 23 | DH Kondavil | ✓ | | | | | | | | | | | | | | ✓ | | ✓ | ✓ | |
| 24 | DH Manipay | ✓ | | | | | | | | | | | | | | ✓ | ✓ | ✓ | ✓ | |
| 25 | DH Varany | ✓ | | | | | | | | | | | | | | ✓ | ✓ | ✓ | ✓ | |
| 26 | DH Ilavalai | ✓ | | | | | | | | | | | | | | ✓ | ✓ | ✓ | ✓ | |
| 27 | PMCU Chunnakam | ✓ | | | | | | | | | | | | | | ✓ | ✓ | ✓ | ✓ | |
| 28 | PMCU Erlalai | ✓ | | | | | | | | | | | | | | ✓ | ✓ | ✓ | ✓ | |
| 29 | PMCU Inuvil | ✓ | | | | | | | | | | | | | | ✓ | ✓ | ✓ | ✓ | |
| 30 | PMCU Kaithady | ✓ | | | | | | | | | | | | | | ✓ | ✓ | ✓ | ✓ | |
| 31 | PMCU Kokuvil | ✓ | | | | | | | | | | | | | | ✓ | ✓ | ✓ | ✓ | |
| 32 | PMCU Point Pedro | ✓ | | | | | | | | | | | | | | ✓ | ✓ | ✓ | ✓ | |
| 33 | PMCU Punnalaikadduvan | ✓ | | | | | | | | | | | | | | ✓ | ✓ | ✓ | ✓ | |
| 34 | PMCU Puttur | ✓ | | | | | | | | | | | | | | ✓ | ✓ | ✓ | ✓ | |
| 35 | PMCU Tholpuram | ✓ | | | | | | | | | | | | | | ✓ | ✓ | ✓ | ✓ | |
| 36 | PMCU Uduvil | ✓ | | | | | | | | | | | | | | ✓ | ✓ | ✓ | ✓ | |
| 37 | PMCU Urumpirai | ✓ | | | | | | | | | | | | | | ✓ | ✓ | ✓ | ✓ | |
| 38 | PMCU Vaddukoddai | ✓ | | | | | | | | | | | | | | ✓ | ✓ | ✓ | ✓ | |
| 39 | PMCU Eluwaitivu | | | | | | | | | | | | | | | ✓ | ✓ | ✓ | ✓ | |
| | Teaching Hospital | ✓ | ✓ | ✓ | ✓ | ✓ | ✓ | ✓ | ✓ | ✓ | ✓ | ✓ | ✓ | | ✓ | ✓ | ✓ | ✓ | ✓ | ✓ |

Source: RDHS office, Jaffna

Table No 3.3 Clinic Visits by Hospitals - 2012

| S/N | Institutions | Medical | Surgical | Paediatric | Psychiatric | Gyn | Eye | Skin | Orthopaedic | Cadiology | Neuro Surgical | ENT | Cancer | Chest | Diabetic | ANC | WBC | WWC | Family Planning | Leprosy |
|-----|-------------------|---------|----------|------------|-------------|-----|-----|------|-------------|-----------|----------------|-----|--------|-------|----------|-------|-------|-----|-----------------|---------|
| 1 | BH Point Pedro | 24,823 | 4,886 | 681 | 7,451 | 984 | 412 | 954 | | | | | 1,008 | 556 | 19,369 | 3,894 | 1,321 | | | 514 |
| 2 | BH Tellipalai | 13,951 | | 617 | 7,962 | | 271 | | | | | | | 56 | 9,128 | 730 | 345 | 30 | | 793 |
| 3 | BH Chavakachcheri | 12,200 | | 1,455 | 3,889 | 251 | 314 | 527 | | | | | 513 | 333 | 7,781 | 1,083 | 1,089 | | | 1,145 |
| 4 | BH Kayts | 4,014 | | | | | | | | | | | | | 1,745 | 884 | 2,356 | 66 | | 480 |
| 5 | DH Valvettithurai | 8,235 | | | | | | | | | | | | | 5,776 | 1,594 | 706 | 35 | | 746 |
| 6 | DH Delft | 1,566 | | | | | | | | | | | | | 546 | 364 | 1,471 | | | 33 |
| 7 | DH Pungudutivu | 326 | | | | | | | | | | | | | | 565 | 1,592 | | | 111 |
| 8 | DH Analaitivu | 1,494 | | | | | | | | | | | | | | 285 | 1,506 | | | 155 |
| 9 | DH Atchuvvely | 4,925 | | | | | | | | | | | | | 1,099 | 798 | 1,025 | 35 | | 33 |
| 10 | DH Chankanai | 4,994 | | | | | | | | | | | 168 | | 2,664 | 798 | 1,025 | | | 213 |
| 11 | DH Karainagar | 2,845 | | | | | | | | | | | 155 | | 4,422 | 1,842 | | | | 588 |
| 12 | DH Kopay | 6,716 | | | | | | | | | | | | | 1,941 | 1,366 | 2,897 | 116 | | 98 |
| 13 | DH Nainativu | 3,071 | | | | | | | | | | | | | 5,404 | 662 | | | | 89 |
| 14 | DH Maruthankerny | 273 | | | | | | | | | | | | | | 386 | 1,588 | | | 449 |
| 15 | DH Pandatharippu | 872 | | | | | | | | | | | | | | 310 | 160 | | | 263 |
| 16 | DH Vaddukoddai | 2,573 | | | | | | | | | | | | | 370 | 771 | 1,423 | 30 | | 627 |
| 17 | DH Velnai | 2,343 | | | | | | | | | | | | | 1,501 | 1,473 | 2,532 | 90 | | 216 |
| 18 | DH Alaveddy | 1,675 | | | | | | | | | | | | | 191 | 752 | | | | 33 |
| 19 | DH Ampan | 250 | | | | | | | | | | | | | 1,191 | 487 | | | | 143 |
| 20 | DH Gurunagar | 725 | | | | | | | | | | | | | | 323 | 409 | | | 357 |
| 21 | DH Karaveddy | 190 | | | | | | | | | | | | | 565 | 1,200 | 1,777 | | | 343 |
| 22 | DH Kodikamam | 1,027 | | | | | | | | | | | | | 2,562 | 1,078 | 1,637 | 38 | | 356 |
| 23 | DH Kondavil | 1,036 | | | | | | | | | | | | | 684 | 771 | 1,140 | | | 129 |
| 24 | DH Manipay | 896 | | | | | | | | | | | | | 1,063 | 1,178 | | 22 | | 710 |
| 25 | DH Varany | 637 | | | | | | | | | | | | | 651 | 837 | 2,865 | 9 | | 291 |
| 26 | DH Ilavalai | 1,027 | | | | | | | | | | | | | 440 | 754 | 765 | 33 | | 102 |
| 27 | PMCU Chunnakam | 1,489 | | | | | | | | | | | | | 426 | 1,134 | 828 | 102 | | 273 |
| 28 | PMCU Erilalai | 211 | | | | | | | | | | | | | 932 | 928 | 553 | 144 | | 262 |
| 29 | PMCU Inuvil | 368 | | | | | | | | | | | | | 517 | 648 | 567 | | | 33 |
| | | | | | | | | | | | | | | | 493 | 703 | 3,917 | | | |

| S/N | Institutions | Medical | Surgical | Paediatric | Psychiatric | Gyn | Eye | Skin | Orthopaedic | Cardiology | Neuro Surgical | ENT | Cancer | Chest | Diabetic | ANC | WBC | WVC | Family Planning | Leprosy |
|-----|-----------------------|----------------|---------------|---------------|---------------|--------------|---------------|---------------|---------------|---------------|----------------|---------------|--------------|------------|---------------|---------------|---------------|--------------|-----------------|------------|
| 30 | PMCU Kaithady | 460 | | | | | | | | | | | | | 161 | 769 | 1,270 | | 462 | |
| 31 | PMCU Kokuvil | 153 | | | | | | | | | | | | | 485 | 436 | 285 | | 98 | |
| 32 | PMCU Point Pedro | 479 | | | | | | | | | | | | | 432 | 276 | 251 | 402 | 379 | |
| 33 | PMCU Punnalaikadduvan | 997 | | | | | | | | | | | | | 461 | 902 | 807 | | 150 | |
| 34 | PMCU Puttur | 1,249 | | | | | | | | | | | | | 272 | 1,128 | 1,812 | 29 | 334 | |
| 35 | PMCU Tholpuram | 384 | | | | | | | | | | | | | 60 | 1,948 | 1,160 | 76 | 50 | |
| 36 | PMCU Uduvil | 938 | | | | | | | | | | | | | | 1,126 | 853 | 125 | 387 | |
| 37 | PMCU Urumpirai | 1,087 | | | | | | | | | | | | | | 1,516 | 1,507 | 104 | 349 | |
| 38 | PMCU Vaddukoddai | 117 | | | | | | | | | | | | | 42 | 1,105 | 1,018 | | 213 | |
| 39 | PMCU Eluwaitivu | | | | | | | | | | | | | | | 32 | | | | |
| | Sub Total | 110,616 | 4,886 | 2,753 | 20,822 | 1,235 | 997 | 1,481 | 0 | 0 | 0 | 0 | 1,844 | 945 | 73,374 | 37,038 | 43,432 | 1,486 | 11,905 | 0 |
| | TH Jaffna | 311,833 | 43,085 | 18,426 | 32,283 | 7,791 | 46,889 | 33,729 | 23,349 | 31,207 | 3,114 | 16,856 | 6,628 | | | 20,976 | | | 2,225 | 703 |
| | Grant total | 422,449 | 47,971 | 21,179 | 53,105 | 9,026 | 47,886 | 35,210 | 23,349 | 31,207 | 3,114 | 16,856 | 8,472 | 945 | 73,374 | 58,014 | 43,432 | 1,486 | 14,130 | 703 |

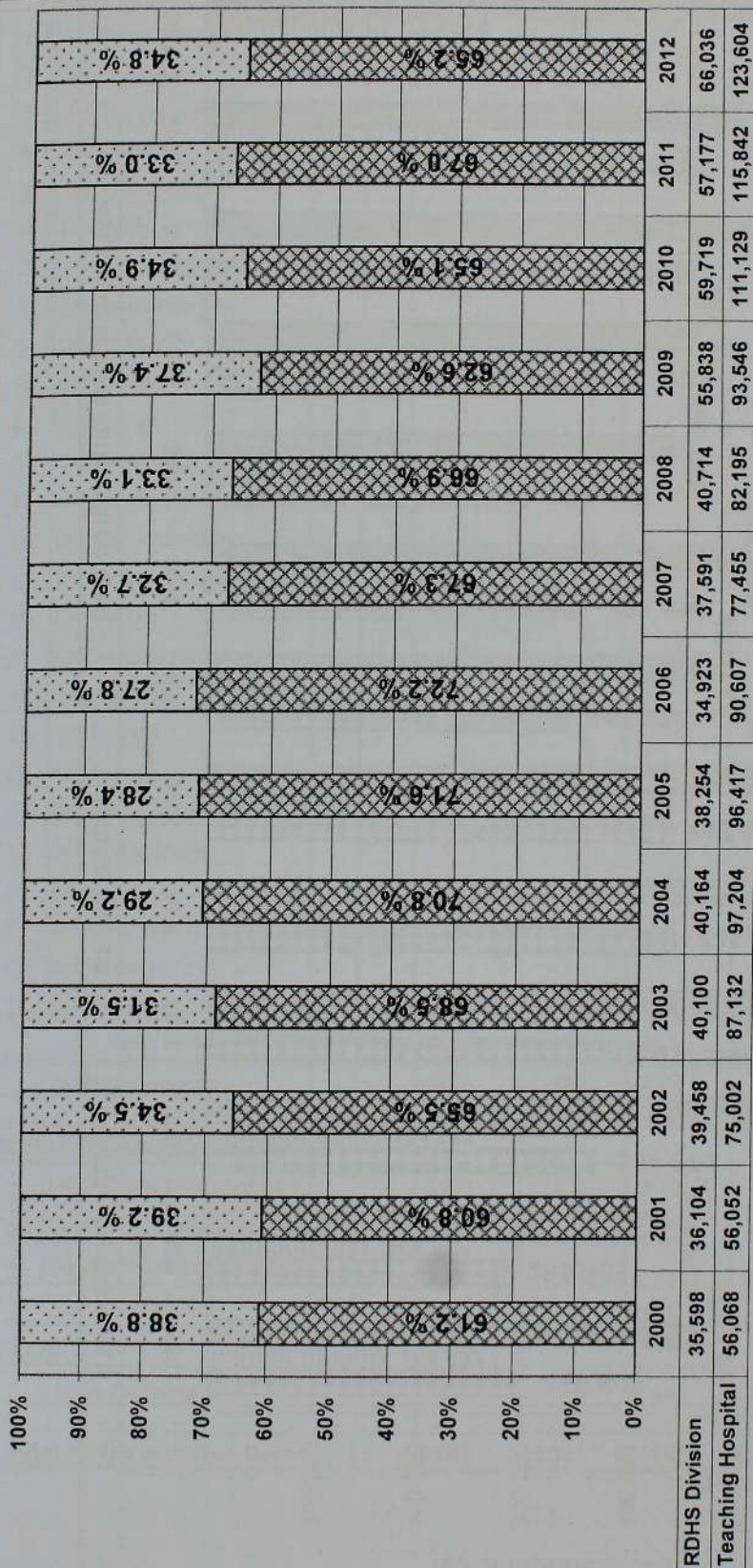
Source :Statistics unit, RDHS, Office, Jaffna

Table No: 3.4 Indoor Patient Care by Hospital - 2012

| S/N | Name of the Hospital | Total No of admissions | Average admissions per day | No. of bed days | Avg. Length of stay | Bed occupancy rate | No of beds |
|--------------------|--------------------------|------------------------|----------------------------|-----------------|---------------------|--------------------|--------------|
| 1 | BH Point Pedro | 19,376 | 53 | 40,617 | 2.1 | 42.2 | 264 |
| 2 | BH Tellipalai | 8,066 | 22 | 31,905 | 4.0 | 63.3 | 138 |
| 3 | BH Chavakachcheri | 9,723 | 27 | 18,841 | 1.9 | 27.5 | 188 |
| 4 | BH Kayts | 3,999 | 11 | 10,993 | 2.7 | 59.1 | 51 |
| 5 | DH Valvettithurai | 2,509 | 07 | 20,172 | 8.0 | 66.6 | 83 |
| 6 | DH Delft | 272 | 01 | 2,055 | 7.6 | 22.5 | 25 |
| 7 | DH Pungudutivu | 20 | 00 | 28 | 1.4 | 01.3 | 06 |
| 8 | DH Analaitivu | 265 | 01 | 448 | 1.7 | 05.3 | 23 |
| 9 | DH Atchuvely | 5,096 | 14 | 12,094 | 2.4 | 55.2 | 60 |
| 10 | DH Chankanai | 5,005 | 14 | 14,572 | 2.9 | 49.9 | 80 |
| 11 | DH Karainagar | 2,704 | 07 | 6,946 | 2.6 | 59.5 | 32 |
| 12 | DH Kopay | 6,317 | 17 | 10,816 | 1.7 | 44.9 | 66 |
| 13 | DH Nainativu | 270 | 01 | 418 | 1.5 | 03.3 | 35 |
| 14 | DH Maruthankerny | - | - | - | - | - | - |
| 15 | DH Pandatharippu | 302 | 01 | 680 | 2.3 | 04.8 | 39 |
| 16 | DH Vaddukoddai | 183 | 01 | 670 | 3.7 | 08.0 | 23 |
| 17 | DH Velanai | 683 | 02 | 1,784 | 2.6 | 21.3 | 39 |
| 18 | DH Alaveddy | 02 | 00 | 05 | 2.5 | 00.3 | 05 |
| 19 | DH Ampan | 14 | 00 | 16 | 1.1 | 00.4 | 10 |
| 20 | DH Gurunagar | 05 | 00 | 12 | 2.4 | 00.5 | 06 |
| 21 | DH Karaveddy | 590 | 02 | 652 | 1.1 | 12.8 | 14 |
| 22 | DH Kodikamam | 440 | 01 | 1,236 | 2.8 | 12.1 | 28 |
| 23 | DH Kondavil | 16 | 00 | 42 | 2.6 | 00.7 | 16 |
| 24 | DH Manipay | 30 | 00 | 77 | 2.6 | 02.3 | 09 |
| 25 | DH Varany | 135 | 00 | 442 | 3.3 | 08.6 | 14 |
| 26 | DH Ilavalai | 14 | 00 | 21 | 1.5 | 01.0 | 06 |
| Sub Total | | 66,036 | 180.9 | 175,542 | 2.7 | 43.8 | 1,260 |
| | Teaching Hospital Jaffna | 123,604 | 338.6 | 365,267 | 3.0 | 76.8 | 1,303 |
| Grand Total | | 189,640 | 519.6 | 540,809 | 2.9 | 63.7 | 2,563 |


Source :Statistics unit, RDHS, Office, Jaffna

Admissions in Govt. Hospitals in Jaffna District, 2000 - 2012



Source : Statistics unit, RDHS, Office, Jaffna

Inpatients days in Govt. Hospitals, Jaffna District, 2000 - 2012



Source :Statistics unit, RDHS. Office, Jaffna

Table No : 3.5 Govt. Hospital Birth, Private Hospital Birth & Home Deliveries - 2012

Births in Govt. Hospitals

| S.No | Name of Hospital | Total Births | Still Birth | Total Live Births | No.of Low births | % of Low birth weight | Average Deliveries per Month |
|--------------------|-------------------|--------------|-------------|-------------------|------------------|-----------------------|------------------------------|
| 1 | BH Point Pedro | 805 | 03 | 802 | 56 | 7.0 | 67.1 |
| 2 | BH Tellipalai | 102 | | 102 | 12 | 11.8 | 8.5 |
| 3 | BH Chavakachcheri | 286 | 02 | 284 | 29 | 10.2 | 23.8 |
| 4 | BH Kayts | 52 | | 52 | 12 | 23.1 | 4.3 |
| 5 | DH Valvettithurai | 96 | | 96 | 06 | 6.3 | 8.0 |
| 6 | DH Delft | 04 | | 04 | 01 | 25.0 | 0.3 |
| 7 | DH Pungudutivu | 05 | | 05 | 02 | 40.0 | 0.4 |
| 8 | DH Analaitivu | 04 | | 04 | | 0.0 | 0.3 |
| 9 | DH Atchuvvely | 113 | | 113 | 13 | 11.5 | 9.4 |
| 10 | DH Chankanai | 83 | 01 | 82 | 09 | 11.0 | 6.9 |
| 11 | DH Kopay | 31 | | 31 | 04 | 12.9 | 2.6 |
| 12 | DH Karainagar | 28 | | 28 | 18 | 64.3 | 2.3 |
| 13 | DH Nainativu | 05 | | 05 | | 0.0 | 0.4 |
| 14 | DH Maruthankerny | - | | - | 00 | - | - |
| 15 | DH Pandatharippu | 01 | | 01 | 01 | 100.0 | 0.1 |
| 16 | DH Velanai | 13 | | 13 | 04 | 30.8 | 1.1 |
| 17 | DH Vaddukoddai | 18 | | 18 | 05 | 27.8 | 1.5 |
| 18 | DH Alaveddy | 01 | | 01 | | 0.0 | 0.1 |
| 19 | DH Ampan | 03 | 01 | 02 | | 0.0 | 0.3 |
| 20 | DH Gurunagar | 03 | | 03 | | 0.0 | 0.3 |
| 21 | DH Karaveddy | 08 | | 08 | 01 | 12.5 | 0.7 |
| 22 | DH Kodikamam | 09 | | 09 | 03 | 33.3 | 0.8 |
| 23 | DH Kondavil | - | | - | | - | - |
| 24 | DH Manipay | 26 | | 26 | 04 | 15.4 | 2.2 |
| 25 | DH Varany | - | | - | | - | - |
| 26 | DH Ilavalai | 02 | | 02 | | 0.0 | 0.2 |
| Sub Total | | 1,698 | 7 | 1,691 | 180 | 11 | 141.5 |
| | Teaching Hospital | 6,888 | 89 | 6,799 | 975 | 14 | 574.0 |
| Grant Total | | 8,586 | 96 | 8,490 | 1,155 | 13.6 | 715.5 |

Births in Private Hospitals

| | | | | | | | |
|--|------------------------------|--------------|------------|--------------|--------------|-------------|--------------|
| 1 | Holly Cross Health centre | 695 | 05 | 690 | 40 | 5.8 | 57.9 |
| 2 | Central Nursing Home | 50 | | 50 | 4 | 8.0 | 4.2 |
| 3 | Co-operative Hospital Moolai | 01 | | 01 | | 0.0 | 0.1 |
| Total | | 746 | 5 | 741 | 44 | 5.9 | 62.2 |
| Others | | | | | | | |
| | Home Deliveries | 14 | | 14 | | - | 1.2 |
| Total Births in Jaffna District | | 9,346 | 101 | 9,245 | 1,199 | 13.0 | 778.8 |

Source :Statistics unit, RDHS. Office, Jaffna

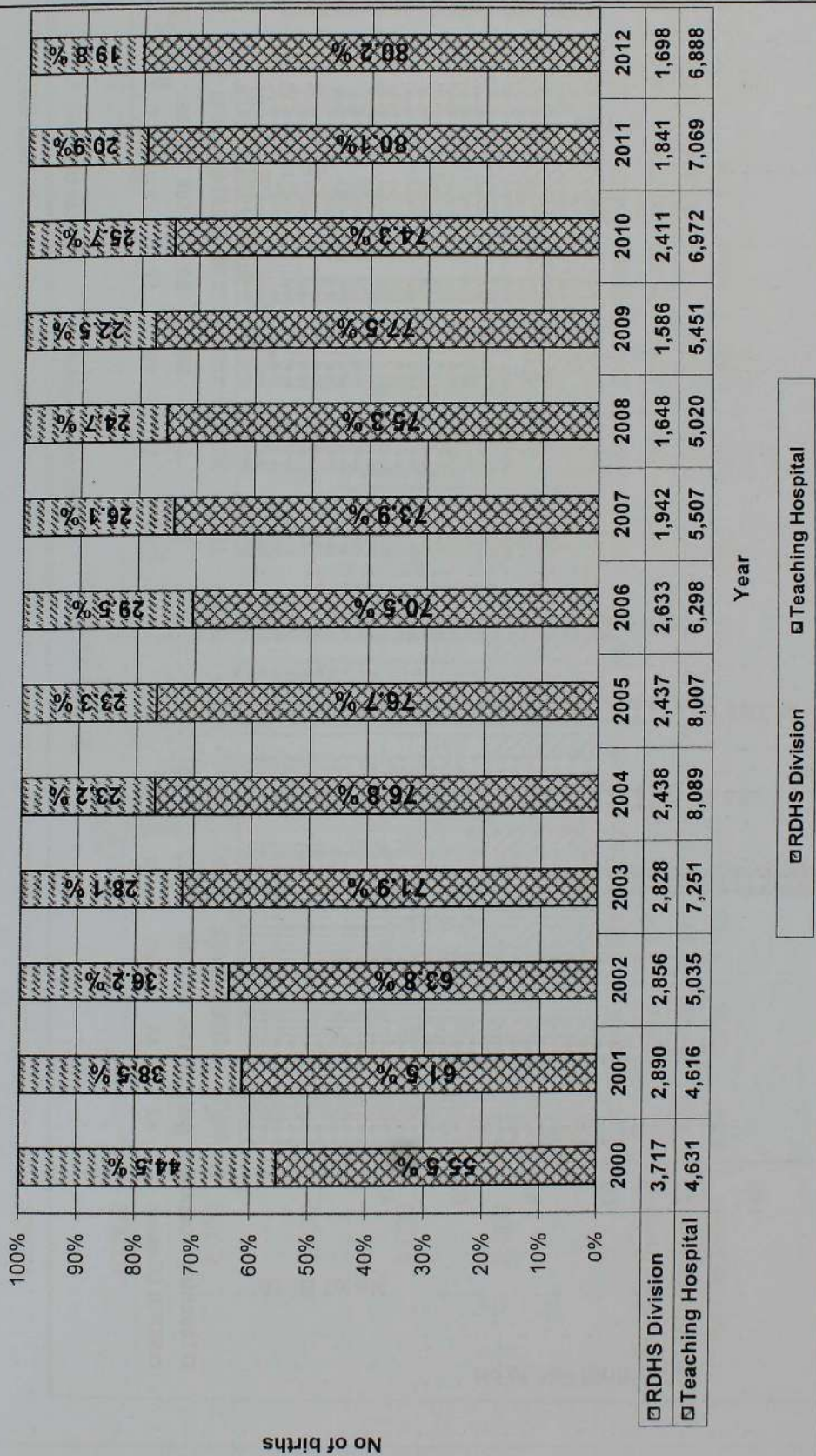
Table No : 3.6 Type of delivery & Mode of delivery - 2012

Deliveries in Govt. Hospitals

| S.N | Name of Hospital | Delivery | | | | Mode of Delivery | | | | |
|--------------------|-------------------|-------------------------|-------------------------|-----------------------|--------------------------|------------------|-----------------|------------|----------------------------|-----------|
| | | Total No. of Deliveries | No of Single Deliveries | No of Twin Deliveries | No of Triplet Deliveries | Normal Delivery | Cesarian (LSCS) | Forceps | Manual removal of Placenta | others |
| 1 | BH Point Pedro | 802 | 799 | 3 | | 708 | 73 | 9 | 6 | 6 |
| 2 | BH Tellipalai | 102 | 102 | | | 102 | | | | |
| 3 | BH Chavakachcheri | 285 | 284 | 1 | | 272 | | 3 | 10 | |
| 4 | BH Kayts | 52 | 52 | | | 52 | | | | |
| 5 | DH Valvettithurai | 52 | 52 | | | 96 | | | | |
| 6 | DH Delft | 52 | 52 | | | 4 | | | | |
| 7 | DH Pungudutivu | 52 | 52 | | | 5 | | | | |
| 8 | DH Analaitivu | 52 | 52 | | | 4 | | | | |
| 9 | DH Karainagar | 52 | 52 | | | 28 | | | | |
| 10 | DH Nainativu | 52 | 52 | | | 5 | | | | |
| 11 | DH Atchuvely | 52 | 52 | | | 109 | | | 4 | |
| 12 | DH Chankanai | 52 | 52 | | | 83 | | | | |
| 13 | DH Kopay | 52 | 52 | | | 30 | | | 1 | |
| 14 | DH Maruthankerny | 0 | | | | | | | | |
| 15 | DH Pandatharippu | 1 | 1 | | | 1 | | | | |
| 16 | DH Velanai | 13 | 13 | | | 13 | | | | |
| 17 | DH Vaddukoddai | 18 | 18 | | | 18 | | | | |
| 18 | DH Alaveddy | 1 | 1 | | | 1 | | | | |
| 19 | DH Ampan | 3 | 3 | | | 3 | | | | |
| 20 | DH Gurunagar | 3 | 3 | | | 3 | | | | |
| 21 | DH Karaveddy | 8 | 8 | | | 8 | | | | |
| 22 | DH Kodikamam | 9 | 9 | | | 9 | | | | |
| 23 | DH Kondavil | 0 | | | | | | | | |
| 24 | DH Manipay | 26 | 26 | | | 26 | | | | |
| 25 | DH Varany | 0 | | | | | | | | |
| 26 | DH Ilavalai | 2 | 2 | | | 2 | | | | |
| Sub Total | | 1,793 | 1,789 | 4 | 0 | 1,582 | 73 | 12 | 21 | 6 |
| | Teaching Hospital | 6,821 | 6,754 | 67 | 0 | 4,376 | 2,128 | 195 | 57 | 65 |
| Grant Total | | 8,614 | 8,543 | 71 | 0 | 5,958 | 2,201 | 207 | 78 | 71 |


Source :Statistics unit, RDHS. Office, Jaffna

Total Births in Govt. Hospitals, 2000 - 2012



Source : Statistics unit, RDHS, Office, Jaffna

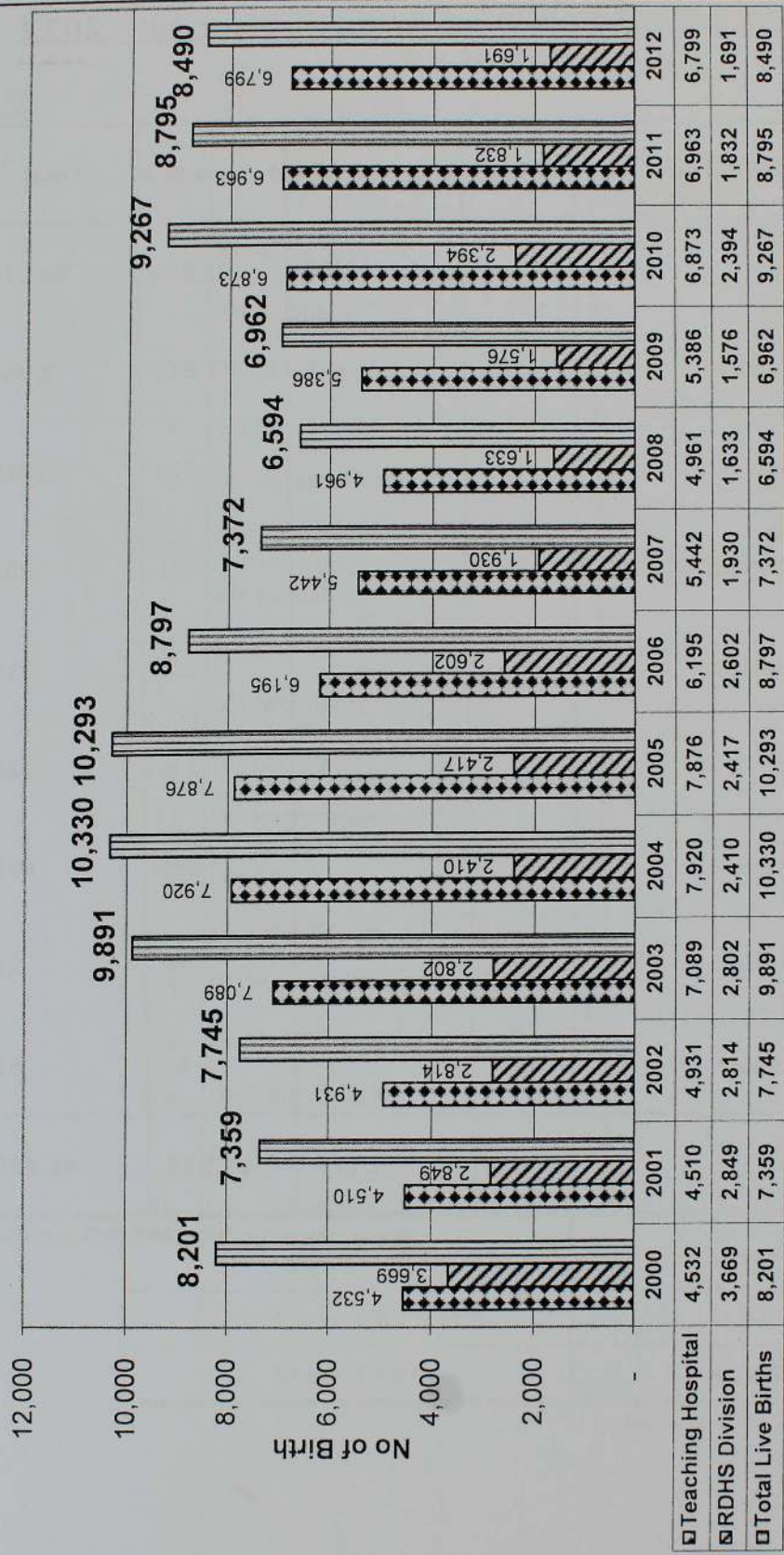
Still Births in Govt. Hospital, 2000 - 2012



■ Teaching Hospital ▣ RDHS Division

Source : Statistics unit, RDHS, Office, Jaffna

Live Births in Govt. Hospital, 2000 - 2012



Teaching Hospital
 RDHS Division
 Total Live Births

Year

Source: Statistics unit, RDHS, Office, Jaffna

Table No : 3.7 Surgery Particulars by Hospital - 2012

| S.N | Institution | Major | Intermediate | Minor | Total |
|--------------|--------------------|--------------|---------------------|---------------|---------------|
| 1 | TH Jaffna | 7,722 | 4,595 | 22,214 | 34,531 |
| 2 | BH Point Pedro | 335 | 930 | 1,693 | 2,958 |
| 3 | BH Tellipalai | | | 2,010 | 2,010 |
| 4 | BH Chavakachcheri | | | 301 | 301 |
| 6 | DH Valvettithurai | | | 216 | 216 |
| 7 | DH Delft | | | 238 | 238 |
| 8 | DH Chankanai | | | 685 | 685 |
| 9 | DH Karainagar | - | - | 88 | 88 |
| 10 | DH Kodikamam | | | 81 | 81 |
| Total | | 8,057 | 5,525 | 27,526 | 41,108 |

Source :Statistics unit, RDHS. Office, Jaffna

**Table No : 3.8 Road Traffic Accident
by Hospital - 2012**

| S.No. | Name of Institution | No. of cases treated | No. of Deaths |
|--------------------|---------------------------|----------------------|---------------|
| 1 | BH Point Pedro | 191 | 01 |
| 2 | BH Tellipalai | 129 | 01 |
| 3 | BH Chavakachcheri | 417 | - |
| 4 | BH Kayts | 25 | - |
| 5 | DH Valvettithurai | 12 | 01 |
| 6 | DH Delft | 06 | - |
| 7 | DH Pungudutivu | - | - |
| 8 | DH Analaitivu | - | - |
| 9 | DH Atchuvely | 116 | - |
| 10 | DH Changanai | 83 | - |
| 11 | DH Karainagar | 37 | - |
| 12 | DH Kopay | 104 | - |
| 13 | DH Nainativu | - | - |
| 14 | DH Maruthankerny | - | - |
| 15 | DH Pandetharippu | - | - |
| 16 | DH Vaddukoddai | 01 | - |
| 17 | DH Velanai | 25 | - |
| 18 | DH Kodikamam | 66 | - |
| Sub Total | | 1,212 | 03 |
| | Teaching Hospital, Jaffna | 2,974 | 26 |
| Grant Total | | 4,186 | 29 |

Source :Statistics unit, RDHS. Office, Jaffna

Table No: 3.9 Performance of Dental Surgeons by Hospitals - 2012

| Activity | Name of Institutions | | | | | | | | | | | | | | Sub Total | T.H Jaffna | Grant Total | |
|------------------------------------|----------------------|------------------|----------------------|--------------|----------------------|--------------|----------------|-----------------|--------------|------------------|------------------|--------------------|---------------|-----------------|--------------|--------------|---------------|---------------|
| | BH Point Pedro | BH Tellipalai | BH Chavakachcheri | BH Kays | DH Valvettithurai | DH Delft* | DH Archvely | DH Chankanal | DH Kopay | DH Karainagar | DH Nainativu* | DH Vaddukkoddai | DH Velani* | DH Karveddy* | | | | Mobile |
| a) Extractions - Deciduous | 327 | 82 | 152 | 45 | 21 | 16 | 50 | 257 | 195 | 59 | | 37 | 16 | 22 | 84 | 121 | 1,016 | 2,500 |
| Permanent - Caries | 3,966 | 2,814 | 2,019 | 434 | 1,536 | 94 | 725 | 1,114 | 1,402 | 548 | 12 | 544 | 213 | 315 | 525 | 150 | 16,411 | 23,559 |
| - Periodontal | 677 | 452 | 381 | 105 | 95 | 16 | 271 | 697 | 628 | 108 | | 241 | 74 | 168 | 58 | 3 | 3,974 | 5,917 |
| - Others | 3 | 77 | 67 | 29 | 3 | 3 | 63 | 444 | 3 | 3 | | 5 | 13 | 18 | 18 | 5 | 730 | 1,305 |
| b) D.A.A. Treated | 1,005 | 1,179 | 249 | 144 | 3 | 57 | 367 | 624 | 1,312 | 528 | 1 | 149 | 62 | | 9 | 55 | 5,744 | 8,920 |
| c) Fractures - Treated | 1 | 62 | - | - | - | - | - | 3 | | | | | | | | 4 | 70 | 128 |
| d) Medico Legal | | | 1 | - | | | | | | | | 2 | 1 | | | | 1 | 18 |
| e) Post Op - Haemorrhage | | 1 | 1 | - | | | | | | | | 22 | 6 | | | 7 | 5 | 33 |
| Infections | 29 | 4 | 55 | 16 | 7 | 7 | 56 | 2 | 8 | 1 | | 4 | | | | | 211 | 278 |
| f) Pre malignant - leucoplakia | 33 | | - | 1 | | | 2 | 2 | 1 | | | 1 | 6 | | | 6 | 29 | 83 |
| Other | 2 | | 1 | 11 | | | | 2 | | | | 1 | | | | | 6 | 151 |
| g) Oral Carcinoma | 1 | 4 | | | | | | | 1 | | | | | | | | 6 | 27 |
| h) Candida Albicans | | 4 | 4 | 1 | 1 | | | | 10 | | | 1 | | | | | 17 | 36 |
| i) Restorations - Temporary | 2,126 | 704 | 712 | 127 | 313 | 24 | 226 | 628 | 313 | 76 | | 168 | 117 | 84 | 257 | 317 | 6,192 | 8,968 |
| Permanent - Amalgam | 247 | 116 | 148 | 70 | 206 | | 2 | 54 | 74 | 24 | | 44 | 71 | | | 112 | 1,168 | 2,688 |
| GIC | 130 | 100 | 30 | 62 | 18 | 1 | 18 | 201 | 80 | 20 | | 156 | 57 | 23 | 62 | 147 | 1,087 | 1,444 |
| Permanent - Composite | 571 | 92 | 234 | 22 | 223 | | | 130 | 137 | 7 | | 22 | 37 | 18 | 51 | 63 | 1,607 | 2,576 |
| Advance Conservation | | 72 | 8 | 5 | | | 29 | 1 | 21 | | | 3 | | 4 | 22 | 22 | 187 | 426 |
| RCT | | 33 | 8 | 9 | | | 30 | | | | | 65 | 20 | | 68 | 15 | 95 | 149 |
| j) Periodontal Treatment - Scaling | 448 | 202 | 128 | 56 | 398 | 13 | 50 | 154 | 158 | | | | | | | 146 | 1,906 | 2,786 |
| Surgery | | | 2 | | | | | | | | | | | | | | 3 | 5 |
| k) Incision & Drainage | 162 | 4 | 3 | 13 | | | 1 | 35 | | 1 | | 3 | 5 | | | | 227 | 242 |
| l) Impacted | 87 | | 5 | 3 | 3 | 2 | 24 | 9 | | | | | 1 | 7 | | 1 | 142 | 429 |
| m) Apicoectomy | | | | | | | | | | | | | | | | | - | 1 |
| n) Fractures - Treated | | | | | | | | | | | | | | | | | - | 104 |
| o) Biopsies | | | | | | | | | | | | | | | | | - | 11 |
| p) Other | | 1 | 10 | 3 | | 1 | | | | | | | 2 | | | | 17 | 637 |
| q) Indoor | 566 | 33 | 67 | 7 | | | | 45 | | | | | | | | | 718 | 1,313 |
| r) All Referrals | 286 | 35 | 70 | 9 | | 82 | 300 | 4 | 4 | | | 4 | 3 | 3 | | 40 | 836 | 1,385 |
| s) Miscellaneous | 1,105 | 1,757 | 2,147 | 435 | 2,686 | 109 | 996 | 1,017 | 498 | 617 | | 638 | 212 | 116 | 110 | 330 | 12,773 | 19,951 |
| t) Prevention Individual | 1,051 | 808 | 303 | 90 | 1 | 114 | 548 | 213 | 620 | 200 | | 318 | 42 | 81 | 526 | 407 | 5,322 | 7,284 |
| Community | | | | | | | | | 32 | | | | | | | 295 | 327 | 473 |
| FIRST VISIT | 9,254 | 5,544 | 5,680 | 1,337 | 3,878 | 373 | 2,661 | 3,657 | 5,084 | 1,600 | 13 | 1,906 | 720 | 745 | 1,225 | 1,413 | 45,090 | 82,243 |
| SECOND VISIT | 3,235 | 2,659 | 1,420 | 347 | 2,252 | 78 | 866 | 1,735 | 634 | 609 | | 474 | 234 | 91 | | 358 | 14,992 | 11,521 |
| TOTAL VISITS | 12,489 | 8,203 | 7,100 | 1,684 | 6,130 | 451 | 3,527 | 5,392 | 5,718 | 2,209 | 13 | 2,380 | 954 | 836 | 1,225 | 1,771 | 60,082 | 29,764 |
| | | | | | | | | | | | | | | | | | | |

* - Relief duty station

Statistics unit, RDHS office, Jaffna

Table No: 3.10 Incidence of Notifiable Diseases 2010 - 2012

| S/N | Notifiable Diseases | 2010 | | 2011 | | 2012 | |
|-----|---|--------------|---------------|--------------|---------------|--------------|---------------|
| | | No. of Cases | No. of Deaths | No. of Cases | No. of Deaths | No. of Cases | No. of Deaths |
| 1 | Cholera | - | - | - | - | - | - |
| 2 | Diarrhoea and Dysentery | 3,734 | - | 3,018 | - | 2,469 | 01 |
| 3 | Acute Flaccid Paralysis | - | - | - | - | - | - |
| 4 | Diphtheria | - | - | - | - | 03 | - |
| 5 | Infectious Hepatitis | 85 | - | 55 | - | 34 | 01 |
| 6 | Tuberculosis | 378 | 11 | 374 | 09 | 440 | 11 |
| 7 | Whooping Cough | 04 | - | 01 | - | - | - |
| 8 | Neo- natal Tetanus | - | - | - | - | 02 | - |
| 9 | Chicken Pox | 147 | - | 45 | - | 61 | 01 |
| 10 | Measles | 10 | - | 01 | - | 01 | - |
| 11 | Mumps | 35 | - | 30 | - | 15 | - |
| 12 | Enteric Fever / Typhoid | 1,024 | - | 725 | - | 592 | 01 |
| 13 | Tetanus | 02 | - | - | 01 | 04 | - |
| 14 | Human Rabies | - | 01 | - | 01 | 02 | 02 |
| 15 | Leptospirosis | 02 | - | 18 | - | 10 | - |
| 16 | Dengue Fever / Denque Haemorrhagic Fever | 3,599 | 28 | 431 | 03 | 572 | 02 |
| 17 | Rubella | - | - | - | - | - | - |
| 18 | Encephalitis | 04 | 01 | 07 | - | 04 | - |
| 19 | Food Poisoning | 100 | - | 144 | - | 80 | - |
| 20 | Malaria * | 08 | - | 15 | - | 15 | - |
| 21 | Meningitis | 01 | - | 07 | - | 68 | - |

* Clinical Malaria

Source : IMMR

2010 - 03 Positive cases

2011 - 05 Positive cases

2012 - 15 Positive cases

Source: AMC, Jaffna

Table No : 3.11 Leading Causes of Hospitalization in Jaffna District : 2012

| Rank order | ICD Code (10th Revision) | Causes of Hospitalization | No of Cases | Proportionate Mortality | cases per 100,000 Population |
|---|---------------------------------------|--|----------------|-------------------------|------------------------------|
| 01 | S00 - T19 | Traumatic injuries | 26,356 | 14.1 | 4,301.1 |
| 02 | R00 - R99 | Symptoms, signs and abnormal clinical and laboratory findings | 20,149 | 10.8 | 3,288.2 |
| 03 | J20 - J22, J40 - J98 | Diseases of the respiratory system, excluding diseases of upper respiratory tract, Pneumonia & influenza | 14,470 | 7.7 | 2,361.4 |
| 04 | M00 - M99 | Diseases of the musculoskeletal system & connective tissue | 9,288 | 5.0 | 1,515.7 |
| 05 | L00 - L99 | Diseases of the skin & subcutaneous tissue | 8,528 | 4.6 | 1,391.7 |
| 06 | N00 - N39 | Diseases of the urinary system | 6,631 | 3.5 | 1,082.1 |
| 07 | K20 - K92 | Diseases of the gastrointestinal tract | 6,570 | 3.5 | 1,072.2 |
| 08 | A80 - B34 | Viral diseases | 6,177 | 3.3 | 1,008.0 |
| 09 | Z35, O10 - O 46, O48 - O75, O81 - O99 | Direct and indirect obstetric causes | 5,965 | 3.2 | 973.4 |
| 10 | H00 - H59 | Diseases of the eye and adnexa | 4,763 | 2.5 | 777.3 |
| A00 - T98, Z35, Z00-Z13, Z30.2,Z40- Z54, W54 | | | 186,909 | 100.0 | 30,502.3 |

Source : IMMR - 2012

Leading Causes of Hospitalization in Jaffna District : 2012





Table No : 3.12 Leading Causes of Hospital Deaths in Jaffna District : 2012

| Rank order | ICD Code (10th Revision) | Causes of Death | Number of Deaths | Proportionate Mortality | Rate per |
|---|--------------------------|---|------------------|-------------------------|--------------------|
| | | | | | 100,000 Population |
| 01 | R00 - R99 | Symptoms, signs and abnormal clinical and laboratory findings | 190 | 11.9 | 31.0 |
| 02 | C00 - D48 | Neoplasms | 186 | 11.7 | 30.4 |
| 03 | A20 - A49 | Zoonotic & the other bacterial diseases | 158 | 9.9 | 25.8 |
| 04 | I20 - I25 | Ischamic heart disease | 154 | 9.7 | 25.1 |
| 05 | I26 - I51 | Pulmonary heart diseases & diseases of the pulmonary circulation | 145 | 9.1 | 23.7 |
| 06 | I60 - I69 | Cerebrovascular disease | 134 | 8.4 | 21.9 |
| 07 | N00 - N39 | Diseases of the urinary system | 110 | 6.9 | 18.0 |
| 08 | J20 - J22, J40 - J98 | Diseases of the respiratory system, excluding diseases of the upper respiratory tract | 93 | 5.8 | 15.2 |
| 09 | K20 - K92 | Diseases of the gastrointestinal tract | 76 | 4.8 | 12.4 |
| 10 | J12 -J18 | Pneumonia | 74 | 4.6 | 12.1 |
| A00 - T98, Z35, Z00-Z13, Z30.2,Z40- Z54, W54 | | | 1,593 | 100.0 | 260.0 |

Source : IMMR, 2012

Leading Causes of Hospital Deaths in Jaffna District : 2012



□ Rate per 100,000 Population

**Table No : 3.13 Trends in Hospital Morbidity & Mortality
by Broad Disease Groups - 2012**

| S.No | International classification of Diseases (10th Revision) | No of cases | Cases per 100,000 population | No of deaths | Death per 100,000 population |
|------|--|-------------|------------------------------|--------------|------------------------------|
| 1 | Certain infectious and Parasitics diseases(A00-B99) | 11,154 | 1,820.3 | 178 | 29.0 |
| 2 | Neoplasms(C00-D48) | 1,200 | 195.8 | 186 | 30.4 |
| 3 | Diseases of the blood and blood forming organs and certain disorders involving the immune mechanism(D50-D89) | 1,159 | 189.1 | 11 | 1.8 |
| 4 | Endocrine, nutritional and metabolic diseases(E00-E90) | 3,540 | 577.7 | 14 | 2.3 |
| 5 | Mental and behavioural disorders(F00-F99) | 2,292 | 374.0 | | 0.0 |
| 6 | Diseases of nervous system (G00-G99) | 2,202 | 359.4 | 14 | 2.3 |
| 7 | Diseases of the eye and adnexa (H00-H59) | 4,763 | 777.3 | | 0.0 |
| 8 | Diseases of ear and mastoid process (H60-H95) | 1,238 | 202.0 | | 0.0 |
| 9 | Diseases of the circulatory system (I00-I99) | 9,623 | 1,570.4 | 443 | 72.3 |
| 10 | Diseases of the respiratory system (J00-J99) | 19,972 | 3,259.3 | 167 | 27.3 |
| 11 | Diseases of the digestive system (K00-K93) | 7,008 | 1,143.7 | 76 | 12.4 |
| 12 | Diseases of the skin and subcutaneous tissue (L00-L99) | 8,528 | 1,391.7 | | 0.0 |
| 13 | Diseases of the musculoskeletal system and connective tissue (M00-M99) | 9,288 | 1,515.7 | 4 | 0.7 |
| 14 | Diseases of the genitourinary system (N00-N99) | 11,161 | 1,821.4 | 111 | 18.1 |
| 15 | Pregnancy, childbirth and the puerperium (O00-O99) | 13,496 | 2,202.5 | 1 | 0.2 |
| 16 | Certain conditions originating in the perinatal period (P00-P96) | 1,091 | 178.0 | 76 | 12.4 |
| 17 | Congenital malformations, deformations and chromosomal abnormalities (Q00-Q99) | 199 | 32.5 | 16 | 2.6 |
| 18 | Symptoms, signs and abnormal clinical and laboratory findings, not elsewhere classified (R00-R99) | 20,149 | 3,288.2 | 190 | 31.0 |
| 19 | Injury, poisoning and certain other consequences of external causes (S00-T98) | 36,433 | 5,945.6 | 100 | 16.3 |

Source : IMMR, 2012

Table No : 3.14 Indoor Cancer Patients, 2009 - 2012

Particulars of discharged cancer patients (Hospital) - Jaffna District

| S/N | Name of Disease and ICD Code | 2009 | | 2010 | | 2011 | | 2012 | |
|-----|--|----------------|-------|----------------|-------|----------------|-------|----------------|-------|
| | | Life Discharge | Death | Life Discharge | Death | Life Discharge | Death | Life Discharge | Death |
| 1 | Malignant neoplasm of lip, oral cavity and pharynx (C00-C14) | 92 | 20 | 83 | 17 | 141 | 28 | 137 | 15 |
| 2 | Malignant neoplasm of oesophagus (C15) | 61 | 25 | 113 | 31 | 171 | 33 | 161 | 25 |
| 3 | Malignant neoplasm of stomach (C16) | 18 | 09 | 18 | 08 | 20 | 08 | 22 | 02 |
| 4 | Malignant neoplasm of colon (C18) | 03 | 01 | 10 | 03 | 17 | 04 | 21 | 06 |
| 5 | Malignant neoplasm of recto sigmoid junction, rectum, anus and anal canal (C19-C21) | 20 | 03 | 16 | 02 | 17 | 02 | 36 | 04 |
| 6 | Malignant neoplasm of liver and intrahepatic bile duct (C22) | 12 | 05 | 09 | 03 | 16 | 06 | 12 | 09 |
| 7 | Malignant neoplasm of pancreas (C25) | 06 | 05 | 09 | 04 | 07 | 04 | 13 | 06 |
| 8 | Other malignant neoplasm of digestive organs (C17, C23, C24, C26) | 05 | 01 | 02 | 01 | 03 | - | 04 | 01 |
| 9 | Malignant neoplasm of larynx (C32) | 32 | 01 | 16 | - | 11 | 03 | 15 | 01 |
| 10 | Malignant neoplasm of trachea, bronchus and lung (C33 - C34) | 46 | 14 | 68 | 29 | 56 | 17 | 69 | 19 |
| 11 | Malignant neoplasm of other respiratory and intrathoracic organs (C30, C31, C37-C39) | 01 | 01 | 28 | 05 | 29 | 03 | 07 | 01 |
| 12 | Malignant neoplasm of bone and articular cartilage (C40, C41) | 09 | 04 | 13 | 02 | 17 | 02 | 07 | 06 |
| 13 | Melanoma and other Malignant neoplasm of skin (C43, C44) | 12 | - | 02 | 01 | 06 | 01 | 05 | 01 |
| 14 | Malignant neoplasm of mesothelial and soft tissue (C45, C49) | 02 | - | 05 | 01 | 08 | 01 | 13 | 01 |
| 15 | Malignant neoplasm of breast (C50) | 39 | 15 | 71 | 17 | 70 | 10 | 106 | 11 |
| 16 | Malignant neoplasm of cervix uteri (C53) | 26 | 03 | 42 | 05 | 53 | 05 | 40 | 02 |
| 17 | Malignant neoplasm of other and unspecified parts of uterus (C54, C55) | 17 | 04 | 25 | 05 | 74 | 04 | 21 | 04 |
| 18 | Malignant neoplasm of Placenta (C58) | 01 | 01 | - | - | 02 | - | 02 | - |

| S/N | Name of Disease and ICD Code | 2009 | | 2010 | | 2011 | | 2012 | |
|--------------|---|----------------|------------|----------------|------------|----------------|------------|----------------|------------|
| | | Life Discharge | Death | Life Discharge | Death | Life Discharge | Death | Life Discharge | Death |
| 19 | Malignant neoplasm of female genital organs (C51, C52, C56, C57) | 13 | 02 | 11 | 02 | 04 | - | 30 | 01 |
| 20 | Malignant neoplasm of prostate (C61) | 20 | 02 | 40 | 08 | 35 | 10 | 41 | 04 |
| 21 | Malignant neoplasm of other male genital organs (C60, C62, C63) | 08 | - | 08 | 02 | 03 | 01 | 09 | 01 |
| 22 | Malignant neoplasm of bladder (C67) | 07 | - | 13 | 02 | 16 | 04 | 26 | 03 |
| 23 | Malignant neoplasm of other parts of the urinary tract (C64 - C66, C68) | 02 | - | 05 | 01 | 04 | 02 | 25 | 04 |
| 24 | Malignant neoplasm of eye and adnexa (C69) | 02 | - | - | 02 | 01 | - | - | - |
| 25 | Malignant neoplasm of brain (C71) | 21 | 03 | 20 | 02 | 39 | 02 | 30 | 06 |
| 26 | Malignant neoplasm of other parts of the central nervous system (C70, C72) | 05 | 01 | 02 | - | 05 | 02 | - | 01 |
| 27 | Malignant neoplasm of thyroid gland (C73) | 14 | 01 | 23 | 04 | 25 | - | 17 | 03 |
| 28 | Malignant neoplasm of other endocrine, ill-defined, secondary and unspecified sites (C74, - C80, C97) | 26 | 12 | 21 | 15 | 31 | 24 | 20 | 17 |
| 29 | Hodgkin's disease (81) | 07 | - | 09 | 05 | 10 | 04 | 14 | 05 |
| 30 | Leukemia (C91 - C95) | 16 | 12 | 22 | 16 | 25 | 18 | 29 | 20 |
| 31 | Malignant neoplasm of other lymphoid haematopoietic and related tissue (C82-C85, C88-C90, C96) | 16 | 01 | 26 | 09 | 39 | 06 | 45 | 05 |
| 32 | In situ neoplasm (D00-D09) | 04 | - | 01 | - | - | - | 02 | - |
| 33 | Benign neoplasm (D10-D36) | 359 | - | 275 | - | 406 | - | 180 | - |
| 34 | Neoplasm of uncertain or unknown behaviour (D37-D48) | 05 | - | 02 | - | 21 | 02 | 41 | 02 |
| Total | | 927 | 146 | 1,008 | 202 | 1,382 | 206 | 1,200 | 186 |

Source : IMMR 2012

Table No : 3.15 Performance of Indoor Facilities by Hospital : 2012

| Name of AGA's Division | Hospital | No. Discharges | Deaths | | No. of Beds | No. of Bed days | Bed Occupancy rate | Births | | | Still Birth Rate | Maternity Beds |
|------------------------|------------------------|----------------|--------|----------|-------------|-----------------|--------------------|-------------|-------------|------------|------------------|----------------|
| | | | No. | Rate (a) | | | | Total Birth | Still Birth | Live Birth | | |
| Vadamaradchi North | BH Point Pedro | 19,309 | 70 | 3.6 | 264 | 40,617 | 42.2 | 805 | 03 | 802 | 3.7 | 22 |
| | DH Valvettithurai | 2,499 | 15 | 6.0 | 83 | 20,172 | 66.6 | 96 | - | 96 | - | 18 |
| | PMCU Point Pedro | - | - | - | - | - | - | - | - | - | - | - |
| Vada. South West | DH Karaveddy | 585 | - | - | 14 | 652 | 12.8 | 08 | - | 08 | - | 03 |
| Vadamaradchi East | DH Maruthankerny | - | - | - | - | - | - | - | - | - | - | - |
| | DH Ampan | 14 | - | - | 10 | 16 | - | 03 | 01 | 02 | 333.3 | 10 |
| | PMCU Mulliyyan | - | - | - | - | - | - | - | - | - | - | - |
| Thenmaradchi | BH Chavakachcheri | 9,701 | 27 | 2.8 | 188 | 18,841 | 27.5 | 286 | 02 | 284 | 7.0 | 18 |
| | DH Kodikamam | 758 | - | - | 28 | 1,236 | 12.1 | 09 | - | 09 | - | 10 |
| | DH Varany | 133 | - | - | 14 | 442 | - | 0 | - | 0 | - | 14 |
| | PMCU Kaithady | - | - | - | - | - | - | - | - | - | - | - |
| Valikamam North | BH Tellipalai | 8,005 | 22 | 2.7 | 138 | 31,905 | 63.3 | 102 | - | 102 | - | 14 |
| | DH Alaveddy | 2 | - | - | 05 | 5 | 0.3 | 01 | - | 01 | - | 05 |
| | DH Ilavalai | 12 | - | - | 06 | 21 | - | 2 | - | 2 | - | 05 |
| Vali. South | PMCU Kankesanthirai | - | - | - | - | - | - | - | - | - | - | - |
| | PMCU Palaly | - | - | - | - | - | - | - | - | - | - | - |
| | PMCU Chunnakam | - | - | - | - | - | - | - | - | - | - | - |
| | PMCU Erlalai | - | - | - | - | - | - | - | - | - | - | - |
| | PMCU Inuvil | - | - | - | - | - | - | - | - | - | - | - |
| | PMCU Punnalaitkadduvan | - | - | - | - | - | - | - | - | - | - | - |
| Vali. East | PMCU Uduvil | - | - | - | - | - | - | - | - | - | - | - |
| | DH Atchuvvely | 5,050 | 06 | 1.2 | 60 | 12,094 | 55.2 | 113 | - | 113 | - | 11 |
| | DH Kopay | 6,312 | 10 | 1.6 | 66 | 10,816 | 44.9 | 31 | - | 31 | - | 11 |
| | PMCU Puttur | - | - | - | - | - | - | - | - | - | - | - |
| PMCU Urumpirai | - | - | - | - | - | - | - | - | - | - | - | |

| Name of AGA's Division | Hospital | No. Discharges | Deaths | | No. of Beds | No. of Bed days | Bed Occupancy rate | Births | | | Still Birth Rate | Maternity Beds |
|------------------------|-------------------|----------------|--------------|------------|--------------|-----------------|--------------------|--------------|-------------|--------------|------------------|----------------|
| | | | No. | Rate (a) | | | | Total Birth | Still Birth | Live Birth | | |
| Nallur | DH Kondavil | 16 | - | - | 16 | 42 | - | 0 | - | 0 | - | 08 |
| | PMCU Kokuvil | - | - | - | - | - | - | - | - | - | - | - |
| Vali, West | DH Chankanai | 4,990 | 08 | 1.6 | 80 | 14,572 | 49.9 | 83 | 01 | 82 | 12.0 | 15 |
| | DH Vaddukoddai | 183 | - | - | 23 | 670 | 08.0 | 18 | - | 18 | - | 05 |
| | PMCU Tholpuram | - | - | - | - | - | - | - | - | - | - | - |
| | PMCU Vaddukoddai | - | - | - | - | - | - | - | - | - | - | - |
| Vali South West | DH Pandatharippu | 300 | - | - | 39 | 680 | 4.8 | 01 | - | 01 | - | 13 |
| | DH Manipay | 30 | - | - | 09 | 77 | 02.3 | 26 | - | 26 | - | 08 |
| Jaffna | DH Gurunagar | 6 | - | - | 06 | 12 | 0.5 | 03 | - | 03 | - | 06 |
| | BH Kayts | 3,914 | - | -- | 51 | 10,993 | 59.1 | 52 | - | 52 | - | 10 |
| Island North | DH Analaitivu | 265 | - | - | 23 | 448 | 5.3 | 04 | - | 04 | - | 07 |
| | PMCU Eluwaitivu | - | - | - | - | - | - | - | - | - | - | - |
| Karainagar | DH Karainagar | 2,672 | 06 | 2.2 | 32 | 6,946 | 59.5 | 28 | - | 28 | 0.0 | 06 |
| | DH Delft | 992 | - | - | 25 | 2,055 | 22.5 | 04 | - | 04 | - | 09 |
| Island South | DH Pungudutivu | 20 | - | - | 06 | 28 | - | 05 | - | 05 | - | 06 |
| | DH Nainativu | 270 | 01 | 3.7 | 35 | 418 | 3.3 | 05 | - | 05 | 0.0 | 08 |
| | DH Velanai | 798 | 01 | 1.3 | 39 | 1,784 | 12.5 | 13 | - | 13 | - | 10 |
| | DH Mandaitivu | - | - | - | - | - | - | - | - | - | - | - |
| Sub Total | | 66,836 | 166 | 2.5 | 1,260 | 175,542 | 43.8 | 1698 | 07 | 1,691 | 4.1 | 252 |
| Jaffna | Teaching Hospital | 122,148 | 1427 | 11.7 | 1,303 | 365,267 | 76.8 | 6,888 | 89 | 6,799 | 12.9 | 140 |
| Grand Total | | 188,984 | 1,593 | 8.4 | 2,563 | 540,809 | 63.7 | 8,586 | 96 | 8,490 | 11.2 | 392 |

Source :Statistics unit, RDHS. Office, Jaffna

Table No : 3.16 Availability of Ambulance by Hospital - 2012

| S/N | Institutions | Availability of ambulance |
|------------------|---------------------------|---|
| 1 | BH Point Pedro | 2 No. |
| 2 | BH Tellipalai | 1 No. |
| 3 | BH Chavakachcheri | 2 No. |
| 4 | BH Kayts | 1 No. |
| 5 | DH Valvettithurai | 1 No. |
| 6 | DH Delft | Ambulance (1 No.), Auto (1 No.), Ambulance boat (1No.) |
| 7 | DH Analaitivu | Auto (1 No.) |
| 8 | DH Atchuvely | 1 No. |
| 9 | DH Chankanai | 1 No. |
| 10 | DH Karainagar | 1 No. |
| 11 | DH Kopay | 1 No. |
| 12 | DH Nainativu | Auto (1 No.), Ambulance boat (1 No.) |
| 12 | DH Pandertharippu | 1 No. |
| 13 | DH Maruthankerny | 1 No. |
| 14 | DH Vaddukoddai | 1 No. |
| 15 | DH Velanai | 1 No. |
| 16 | DH Alaveddy | 1 No. |
| 17 | DH Ampan | 1 No. |
| 18 | DH Karaveddy | 1 No. |
| 19 | DH Kodikamam | 1 No. |
| 20 | DH Kondavil | - |
| 21 | DH Pungudutivu | 1 No. |
| 22 | Cancer Unit Tellipalai | 1 No. |
| 23 | Emergency Ambulance (110) | 1 No. |
| Sub total | | Ambulance (23 No.), Auto (3 No.), Ambulance boat (2 No.) |
| 24 | TH Jaffna | 8 Nos. |

Source : RDHS. Office, Jaffna

Table No : 3.17 Transfer of Patients to other Hospitals by Hospital - 2012

| S/N | Name of Hospital | No.of transfers out | Average no.of transfers per month |
|--------------|-------------------|---------------------|-----------------------------------|
| 1 | BH Point Pedro | 1,899 | 158 |
| 2 | BH Tellipalai | 1,127 | 94 |
| 3 | BH Chavakachcheri | 2,252 | 188 |
| 4 | BH Kayts | 1,194 | 100 |
| 5 | DH Valvettithurai | 165 | 14 |
| 6 | DH Delft | 220 | 18 |
| 7 | DH Analaitivu | 71 | 6 |
| 8 | DH Atchuvely | 342 | 29 |
| 9 | DH Chankanai | 951 | 79 |
| 10 | DH Karainagar | 178 | 15 |
| 11 | DH Kopay | 1,726 | 144 |
| 12 | DH Nainativu | 172 | 14 |
| 13 | DH Pandatharippu | 109 | 9 |
| 14 | DH Vaddukoddai | 75 | 6 |
| 15 | DH Velanai | 215 | 18 |
| 16 | DH Karaveddy | 2 | - |
| 17 | DH Kodikamam | 60 | 5 |
| 18 | TH Jaffna | 1,240 | 103 |
| Total | | 11,998 | 1,000 |

Source :Statistics unit, RDHS. Office, Jaffna

Table : 3.18 Performance of Emergency Ambulance Services ("110") - 2012

| S/N | Name of the Hospital | Return on EAS |
|--------------|-------------------------------|----------------------------------|
| | | No. of. Emergency Calls Attended |
| 1 | BH Point Pedro | 18 |
| 2 | BH Tellipalai | 63 |
| 3 | BH Chavakachcheri | 11 |
| 4 | BH Kayts | 31 |
| 5 | DH Valvettithurai | 3 |
| 6 | DH Pungudutivu | 100 |
| 7 | DH Atchuvely | 1 |
| 8 | DH Chankanai | 52 |
| 9 | DH Kopay | 17 |
| 10 | DH Karinagar | 7 |
| 11 | DH Maruthenkerney | 1 |
| 12 | DH Pandatharippu | 9 |
| 13 | DH Vaddukoddai | 19 |
| 14 | DH Velanai | 40 |
| 15 | DH Alaveddy | 7 |
| 16 | DH Ampan | 2 |
| 17 | DH Karaveddy | 3 |
| 18 | DH Kodikamam | 7 |
| 19 | Emergency Call Centre, Jaffna | 268 |
| Total | | 659 |

Source : RDHS Office , Jaffna

Table No : 4.1 Maternal Deaths - 2012

| S/N | Institution | DS/ AGA Division & District | Age | Para | POA | Date of death | Cause of Death |
|-----|----------------------------|-----------------------------|-----|------|----------|---------------|--|
| 1 | Home | Sandilippay | 44 | P4 | 26 | 22.04.2012 | Hanging |
| 2 | Teaching Hospital , Jaffna | Jaffna | 21 | P3 | NA | 13.05.2012 | Septic Abortion |
| 3 | Teaching Hospital , Jaffna | Tellipalai | 38 | P2 | 22 | 31.05.2012 | Acute Renal failure due to Abruptio placenta |
| 4 | Home | Kopay | 47 | P3 | 39 | 03.06.2012 | Haemorrhagic shock |
| 5 | Teaching Hospital , Jaffna | Jaffna | 34 | P2 | 36 | 06.06.2012 | Multiorgan failure due to eclamsia |
| 6 | Teaching Hospital , Jaffna | Kopay | 18 | P1 | 29 | 26.06.2012 | Burns |
| 7 | Teaching Hospital , Jaffna | Velanai | 35 | P1 | 36 | 15.07.2012 | Disseminated intra vascular coagulation (DIC) |
| 8 | Teaching Hospital , Jaffna | Jaffna | 29 | P1 | 36 | 21.09.2012 | Disseminated intra vascular coagulation (DIC) |
| 9 | Teaching Hospital , Jaffna | Mannar | 18 | P1 | 32 | 29.09.2012 | Burns |
| 10 | Teaching Hospital , Jaffna | Chavakachcheri | 36 | P1 | 36 | 02.10.2012 | Disseminated intra vascular coagulation (DIC) |
| 11 | Teaching Hospital , Jaffna | Mullaitivu | 39 | P2 | 37+5days | 30.10.2012 | Sepsis with ADS & ARF due to abrabtio placenta |
| 12 | Home | Chankanai | 32 | P1 | 34 | 22.11.2012 | Hanging |

Source :MO/MCH unit, RDHS. Office, Jaffna

Table No : 4.2 Infant deaths by MOH area - 2012

| S/N | MOH Area | No of Neonatal deaths | | No. of Post Neonatal [29 - 365 days] | Total No of Infant deaths |
|--------------|----------------|-----------------------------|-----------------------------|--------------------------------------|---------------------------|
| | | Early Neonatal [0 - 7 days] | Late Neonatal [8 - 28 days] | | |
| 1 | Chavakachcheri | 07 | - | 03 | 10 |
| 2 | Point Pedro | 08 | 01 | 04 | 13 |
| 3 | Karaveddy | 05 | - | 02 | 07 |
| 4 | Kayts | 03 | 01 | 02 | 06 |
| 5 | Velanai | 05 | 02 | 01 | 08 |
| 6 | Tellipalai | 06 | 01 | 03 | 10 |
| 7 | Uduvil | 08 | 05 | 04 | 17 |
| 8 | Sandilipay | 05 | 04 | 06 | 15 |
| 9 | Chankanai | 11 | 01 | 04 | 16 |
| 10 | Kopay | 07 | 02 | 04 | 13 |
| 11 | Nallur | 01 | - | 03 | 04 |
| 12 | Jaffna | 07 | 03 | 02 | 12 |
| Total | | 73 | 20 | 38 | 131 |

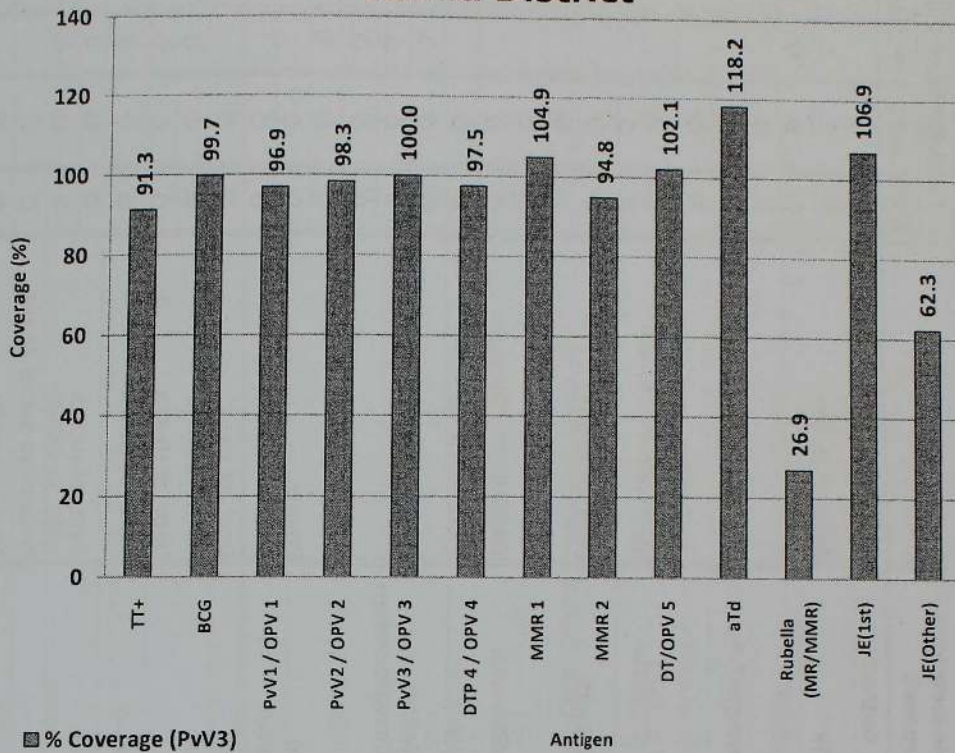
Source : MO/MCH unit, RDHS. Office, Jaffna

Table No: 4.3 Expanded Programme on Immunization - 2012

| ANTIGEN / DOSE | | TOTAL |
|--|-------------------|--------|
| B.C.G | | |
| Infants | 1st Dose | 9,166 |
| | 2nd Dose | 114 |
| PENTAVALENT VACCINE (PvV) | | |
| | 1st Dose | 8,911 |
| | 2nd Dose | 9,041 |
| | 3rd Dose | 9,194 |
| DPT | | |
| | 4th Dose | 8,961 |
| ORAL POLIO VACCINE (OPV) | | |
| Under 1Year | 1st Dose | 8,911 |
| | 2nd Dose | 9,041 |
| | 3rd Dose | 9,194 |
| | 4th Dose | 8,976 |
| (at 5 years) | 5 th Dose | 9,380 |
| | Extra dose | 1,937 |
| MEASLES MUMPS & RUBELLA VACCINE (MMR) | | |
| Measles(On completion of 9 months) | | - |
| MR (On completion of 3 Year) | | - |
| MEASLES MUMPS & RUBELLA VACCINE (MMR) | | |
| | 1st Dose | 9,643 |
| | 2nd Dose | 8,716 |
| RUBELLA (Female AT 16 -44 Yrs)(MR/MMR) | | 2,475 |
| Live JAPANESE ENCEPHALITIS (JE) | | |
| 1st Birth Cohort | | 9,825 |
| Other Birth Cohorts | | 5,729 |
| DOUBLE VACCINE (DT) | | |
| | 1st Dose | |
| | 2nd Dose | |
| | 3rd Dose | |
| | 4th Dose | |
| (at 5 years) | 5th Dose | 9,386 |
| TETANUS TOXOID (TT) | | |
| Pregnant | (a) 1st Dose | 4,096 |
| | (b) 2nd Dose | 3,953 |
| | (c) 3rd Dose | 2,536 |
| | (d) 4th Dose | 1,261 |
| | (e) 5th Dose | 508 |
| | (f) Booster dose | 23 |
| | (g) Not indicated | 114 |
| Total Nos. of mothers protected = (b+c+d+e+f+g) | | 8,395 |
| Other (Trauma) | | |
| | 1st Dose | 50 |
| | 2nd Dose | 16 |
| | 3rd Dose | |
| | Booster Dose | |
| aTd Vaccine (on completion of 12 years) | | 10,865 |

Source : RE Unit, RDHS office, Jaffna

EPI Coverage (against PvV3) - 2012 Jaffna District



EPI Coverage (Est. Births) - 2012

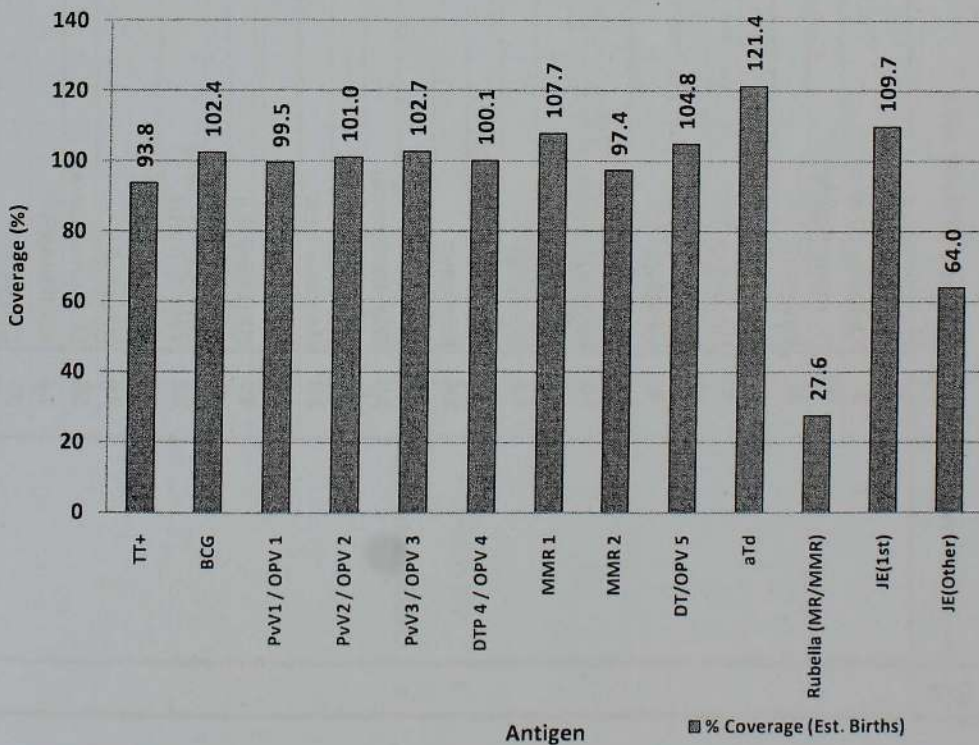


Table No : 4.4 Particulars Maternal & Child Clinic Locations by MOH Area - 2012

| S/ N | MOH Area | Name of PHM area | MOH Clinic locations at present | Ownership | Availability of Clinic | | | |
|---------|----------------|------------------|------------------------------------|---|--------------------------|-----|---------|---|
| | | | | | ANC | WBC | FPC WWC | |
| 1 | Chavakachcheri | 1 | Kaithady North | Ampikai W.C. Kaithady | Private | 0 | 0 | |
| | | 2 | Kaithady Centre | PMCU Kaithady | Dept. of Health | 0 | 0 | 0 |
| | | 3 | Kaithady South | | | 0 | 0 | 0 |
| | | 4 | Navatkuli | | | 0 | 0 | 0 |
| | | 5 | Kovilakandy | Thachchanthooppu P.S | Predeshiya sabha Chava | 0 | 0 | 0 |
| | | 6 | Maravanpullo | | | 0 | 0 | 0 |
| | | 7 | Nunavil | Public Library Nunavil | Urban Council, Chava | 0 | 0 | 0 |
| | | 8 | kaivayal | | | 0 | 0 | 0 |
| | | 9 | Kaithady Nunavil | PHC Madduvil South | Dept. of Health | 0 | 0 | 0 |
| | | 10 | Madduvil South | | | 0 | 0 | 0 |
| | | 11 | Madduvil North | | | 0 | 0 | 0 |
| | | 12 | Sarasalai | Vetpillai C.C. Sarasalai | Vetpillai C.C. Sarasalai | 0 | 0 | 0 |
| | | 13 | Chandrapuram | | | 0 | 0 | 0 |
| | | 14 | Kerudavil | | | 0 | 0 | 0 |
| | | 15 | UC | BH Chavakachcheri MOH Office, Chavakachcheri | Dept. of Health | 0 | 0 | 0 |
| | | 16 | Chankaththanai | | | 0 | 0 | 0 |
| | | 17 | Meesalai North | Weving centre | Private | 0 | 0 | 0 |
| | | 18 | Meesalai East | | | 0 | 0 | 0 |
| | | 19 | Meesalai West | | | 0 | 0 | 0 |
| | | 20 | Manthuvil | PHC Manthuvil | Dept. of Health | 0 | 0 | 0 |
| | | 21 | Varany Centre | | | 0 | 0 | 0 |
| | | 22 | Varany North | DH Varany | Dept. of Health | 0 | 0 | 0 |
| | | 23 | Varany South | | | 0 | 0 | 0 |
| | | 24 | Mirusuvil | | | 0 | 0 | 0 |
| | | 25 | Eluthumadduval | DH Kodikamam | Dept. of Health | 0 | 0 | 0 |
| | | 26 | Kodikamam | Kachchai P.S | Predeshiya sabha Chava | 0 | 0 | 0 |
| | | 27 | Ushan | PHC Ushan | Dept. of Health | 0 | 0 | 0 |
| | | 28 | Vidathatpalai | Ketpali C.C | Predeshiya sabha Chava | 0 | 0 | 0 |
| | | 29 | Kachchai | PHC Kachchai | Dept. of Health | 0 | 0 | 0 |
| | | 30 | Allarai | | | 0 | 0 | 0 |

| S/ N | MOH Area | Name of PHM area | MOH Clinic locations at present | Ownership | Availability of Clinic | | | | |
|---------|-------------|------------------|------------------------------------|-----------------------------|------------------------|-----|-----|-----|---|
| | | | | | ANC | WBC | FPC | WWC | |
| 2 | Point Pedro | 1 | Alvai West | GHC Thikkam | Dept. of Health | 0 | 0 | 0 | 0 |
| | | 2 | Viyaparimoolai | GHC Viyaparimoolai | Dept. of Health | 0 | 0 | 0 | 0 |
| | | 3 | Alvai North | MOH Point Pedro | Dept. of Health | 0 | 0 | 0 | 0 |
| | | 4 | Puloly South | GHC Athiyady | Dept. of Health | 0 | 0 | 0 | 0 |
| | | 5 | Point Pedro South | MOH Point Pedro | Dept. of Health | 0 | 0 | 0 | 0 |
| | | 6 | Puloly Centre | MOH Point Pedro | Dept. of Health | 0 | 0 | 0 | 0 |
| | | 7 | Puloly East | DH Valvettithurai | Dept. of Health | 0 | 0 | 0 | 0 |
| | | 8 | Valvettithurai | PMCU Point Pedro | Dept. of Health | 0 | 0 | 0 | 0 |
| | | 9 | Polykandy | PHC Thumpalai East | Dept. of Health | 0 | 0 | 0 | 0 |
| | | 10 | Point Pedro East | PHC Kalkovalam | Dept. of Health | 0 | 0 | 0 | 0 |
| | | 11 | Thumpalai East | Thondamanaru Clinic Centre | Pradesiya sabha PPD | 0 | 0 | 0 | 0 |
| | | 12 | Katkovalam | Mathanai Clinic Centre | RDS Hall | 0 | 0 | 0 | 0 |
| | | 13 | Thondamanaru | Uduthurai Clinic Centre | RDS Hall | 0 | 0 | 0 | 0 |
| | | 14 | Kerudavil | Chempianpattu Clinic Centre | Private home | 0 | 0 | 0 | 0 |
| | | 15 | Puloly North | DH Maruthankerny | Dept. of Health | 0 | 0 | 0 | 0 |
| | | 16 | Uduthurai | PHC Manalkadu | Dept. of Health | 0 | 0 | 0 | 0 |
| | | 17 | Chempianpattu | DH Ampan | Dept. of Health | 0 | 0 | 0 | 0 |
| | | 18 | Maruthankerny | Mulliyyan C.C | Private | 0 | 0 | 0 | 0 |
| | | 19 | Kudaththanai | | | | | | |
| | | 20 | Ampan | | | | | | |
| | | 21 | Mulliyyan | | | | | | |

| S/ N | MOH Area | Name of PHM area | | MOH Clinic locations at present | Ownership | Availability of Clinic | | | | |
|---------|-------------|------------------|--------------------|------------------------------------|---------------------------|---------------------------|-----|-----|-----|---|
| | | | | | | ANC | WBC | FPC | WWC | |
| 3 | Karaveddy | 1 | Alvai South | Alvai VC | Pradeshiya Saba Karaveddy | 0 | 0 | | 0 | |
| | | 2 | Alvai | | | Pradeshiya Saba Karaveddy | 0 | 0 | | 0 |
| | | 3 | Karanavai Centre | Udppiddy VC | | Pradeshiya Saba Karaveddy | | | | |
| | | 4 | Karanavai North | PHC Kottawaththai | | Dept. of Health | 0 | 0 | | 0 |
| | | 5 | Karanavai West | Solangan CC | | Private | 0 | 0 | | |
| | | 6 | Kara. South | Vipulanantha C.C | | Private | | | | 0 |
| | | 7 | Imaiyanan | Imaiyanan Women Society | | WRDS | 0 | 0 | | 0 |
| | | 8 | Valvetty | Valvetty C.C | | Private | | | | 0 |
| | | 9 | Thunnalai South | Kaddaively Library | | Private | 0 | 0 | | 0 |
| | | 10 | Thunnalai Centre | | | Private | 0 | 0 | | 0 |
| | | 11 | Udupiddy | Udupiddy Clinic Centre | | Private | 0 | 0 | | 0 |
| | | 12 | Nelliyady | Vathiri Clinic Centre | | Private | | | | 0 |
| | | 13 | Karaveddy East | | | | 0 | 0 | | 0 |
| | | 14 | Karaveddy West | | DH Karaveddy | Dept. of Health | 0 | 0 | | 0 |
| | | 15 | Karaveddy South | | MOH Karaveddy | Dept. of Health | 0 | 0 | | 0 |
| 4 | Tellippalai | 1 | Tellippalai East 1 | BH Tellippalai | Dept. of Health | 0 | 0 | | 0 | |
| | | 2 | Pannalai | PHC Vithakapuram | Dept. of Health | 0 | 0 | | 0 | |
| | | 3 | Alaveddy North | PHC Seenankaladdy | Dept. of Health | 0 | 0 | | 0 | |
| | | 4 | Mallakam North | PHC Kulamangal | Dept. of Health | 0 | 0 | | 0 | |
| | | 5 | Vasavilan | PHC Kuddiyapulam | Dept. of Health | 0 | 0 | | 0 | |
| | | 6 | Alaveddy South | PHC Alaveddy | Dept. of Health | | | | 0 | |
| | | 7 | | DH Alaveddy | Dept. of Health | 0 | 0 | | 0 | |
| | | 8 | Kirimalai | DH Ilavalai | Dept. of Health | 0 | 0 | | 0 | |
| | | 9 | Mallakam South | Kallarai C.C | Private | 0 | 0 | | 0 | |

| S/ N | MOH Area | Name of PHM area | | MOH Clinic locations at present | Ownership | Availability of Clinic | | | |
|---------|----------------|---------------------|-----------------|------------------------------------|-----------------|------------------------|-----|-----|-----|
| | | | | | | ANC | WBC | FPC | WWC |
| 5 | Uduvil | 1 | Thavady | PHC Thavady | Dept. of Health | 0 | 0 | | 0 |
| | | 2 | Inuvil South | PMCU Inuvil | Dept. of Health | | | 0 | |
| | | 3 | Inuvil North | PMCU Inuvil | Dept. of Health | 0 | 0 | 0 | 0 |
| | | 4 | Uduvil South | PMCU Uduvil | Dept. of Health | 0 | 0 | 0 | 0 |
| | | | | PHC Sanguvely | Dept. of Health | | 0 | | |
| | | 5 | Uduvil West | PHC Sanguvely | Dept. of Health | | 0 | | 0 |
| | | 6 | Uduvil North | PMCU Uduvil | Dept. of Health | | | 0 | |
| | | 7 | Uduvil West | PMCU Uduvil | Dept. of Health | 0 | 0 | 0 | 0 |
| | | 8 | Kanthalodai | Kanthalodai C.C | Private | 0 | 0 | | 0 |
| | | | | PMCU Uduvil | Dept. of Health | | | 0 | |
| | | 9 | Chunnakam South | PMCU Chunnakam | Dept. of Health | 0 | 0 | 0 | 0 |
| | | 10 | Chunnakam North | PMCU Chunnakam | Dept. of Health | 0 | 0 | 0 | 0 |
| | | 11 | Erlalai South | Mylankadu WRDS | Private | 0 | 0 | | 0 |
| | | 12 | Erlalai Centre | PMCU Erlalai | Dept. of Health | | | 0 | |
| | | 13 | Erlalai North | PMCU Erlalai | Dept. of Health | 0 | 0 | 0 | 0 |
| 14 | Kuppilan | PMCU Punnaikadduvan | Dept. of Health | 0 | 0 | 0 | 0 | | |
| 15 | Punnaikadduvan | PMCU Punnaikadduvan | Dept. of Health | 0 | 0 | 0 | 0 | | |
| | | PHC Evinai | Dept. of Health | | | 0 | | | |

| S/ N | MOH Area | Name of PHM area | | MOH Clinic locations at present | Ownership | Availability of Clinic | | | |
|---------|----------|------------------|------------------|------------------------------------|-----------------|------------------------|-----|-----|-----|
| | | | | | | ANC | WBC | FPC | WWC |
| | | 1 | Idaikadu | Idaikaddu Health Centre | Dept. of Health | 0 | 0 | 0 | 0 |
| | | 2 | Pathamany | | | 0 | 0 | 0 | 0 |
| | | 3 | Atchuvvely North | | Dept. of Health | 0 | 0 | 0 | 0 |
| | | 4 | Atchuvvely South | | | 0 | 0 | 0 | 0 |
| | | 5 | Atchuvvely West | | | 0 | 0 | 0 | 0 |
| | | 6 | Avarankal West | | | 0 | 0 | 0 | 0 |
| | | 7 | Puttur North | | Dept. of Health | 0 | 0 | 0 | 0 |
| | | 8 | Puttur East | | | 0 | 0 | 0 | 0 |
| | | 9 | Puttur West | | | 0 | 0 | 0 | 0 |
| | | 10 | Watharawathai | PHC Watharawathai | Dept. of Health | 0 | 0 | 0 | 0 |
| | | 11 | Sirupiddy | Common Hall Sirupiddy | Dept. of Health | 0 | 0 | 0 | 0 |
| | | 12 | Atchelu | PHC Atchelu | Dept. of Health | 0 | 0 | 0 | 0 |
| 6 | Kopay | 13 | Neervely North | PHC Neervely | Dept. of Health | 0 | 0 | 0 | 0 |
| | | 14 | Neervely South | | | 0 | 0 | 0 | 0 |
| | | 15 | Urelu | PHC Urelu | Dept. of Health | 0 | 0 | 0 | 0 |
| | | 16 | Kopay North | DH Kopay MOH Kopay | Dept. of Health | 0 | | 0 | 0 |
| | | 17 | Koapy Centre | | | | 0 | 0 | 0 |
| | | 18 | Kopay South | | | Private | 0 | 0 | 0 |
| | | 19 | Irupalai East | PWO Irupalai | | | 0 | 0 | 0 |
| | | 20 | Kaddaipirai | | | Dept. of Health | 0 | 0 | 0 |
| | | 21 | Kalviyankadu | RDS Kaddaipirai | | | 0 | 0 | 0 |
| | | 22 | Urumpirai West | | | | 0 | 0 | 0 |
| | | 23 | Urumpirai South | | | Dept. of Health | 0 | 0 | 0 |
| | | 24 | Urumpirai North | PMCU Urumpirai | | | 0 | 0 | 0 |
| | | 25 | Urumpirai East | | | | 0 | 0 | 0 |

| S/ N | MOH Area | Name of PHM area | MOH Clinic locations at present | Ownership | Availability of Clinic | | | | |
|---------|------------|------------------|------------------------------------|------------------|------------------------|-----|-----|-----|---|
| | | | | | ANC | WBC | FPC | WWC | |
| 7 | Sandilipay | 1 | Ilavalai | DH Ilavalai | Dept. of Health | 0 | 0 | 0 | 0 |
| | | 2 | Vilan | | | 0 | 0 | 0 | 0 |
| | | 3 | Sillalai | PHC Sillalai | Dept. of Health | 0 | 0 | 0 | 0 |
| | | 4 | Pandatharippu | DH Pandatharippu | Dept. of Health | 0 | 0 | 0 | 0 |
| | | 5 | Mathagal | Mathagal RDS | Private | 0 | 0 | 0 | 0 |
| | | 6 | Piranpattu | PHC Piranpattu | Dept. of Health | 0 | 0 | 0 | 0 |
| | | 7 | Sandilipay North | Alankulai RDS | Private | 0 | 0 | 0 | 0 |
| | | 8 | Sandilipay South | DH Chankanai | Dept. of Health | 0 | 0 | 0 | 0 |
| | | 9 | Manipay | MOH Sandilipay | Private | 0 | 0 | 0 | 0 |
| | | 10 | Manipay West | | Private | 0 | 0 | 0 | 0 |
| | | 11 | Suthumalai | Kunday CC | Private | 0 | 0 | 0 | 0 |
| | | 12 | Chavatkaadu | PHC Chavatkaadu | Dept. of Health | 0 | 0 | 0 | 0 |
| | | 13 | Anaikoddai | | Dept. of Health | 0 | 0 | 0 | 0 |
| | | 14 | Ujarappulam | | Dept. of Health | 0 | 0 | 0 | 0 |
| | | 15 | Navaly North | | Private | 0 | 0 | 0 | 0 |
| | | 16 | Navaly East | YMCA Navaly | Private | 0 | 0 | 0 | 0 |

| S/ N | MOH Area | Name of PHM area | MOH Clinic locations at present | Ownership | Availability of Clinic | | |
|---------|-----------|-----------------------|------------------------------------|-------------------------|------------------------|-----|---------|
| | | | | | ANC | WBC | FPC WWC |
| 8 | Chankanai | 1 Chankanai Centre | DH Chankanai | Dept. of Health | 0 | 0 | 0 |
| | | 2 Chankanai South | | | | | |
| | | 3 Chankanai West | | | | | |
| | | 4 Pannagam | | | | | |
| | | 5 Panipulam | | | | | |
| | | 6 Araly East | | | | | |
| | | 7 Araly West | | | | | |
| | | 8 Araly North | | | | | |
| | | 9 Araly South | | | | | |
| | | 10 Vaddu East | | | | | |
| | | 11 Vaddu West | | | | | |
| | | 12 Vaddu South | | | | | |
| | | 13 Chulipuram East | | | | | |
| | | 14 Chulipuram West | | | | | |
| | | 15 Chulipuram Centre | | | | | |
| | | 16 Tholpuram East | | | | | |
| | | 17 Tholpuram West | | | | | |
| | | 18 Moolai | | | | | |
| 9 | Nallur | 1 Arukaimadam | RDS Kokuvil PHC Centre | Private | 0 | 0 | 0 |
| | | 2 Manchavanapathy | | | | | |
| | | 3 Kulapiddy | | | | | |
| | | 4 Pirampady | | | | | |
| | | 5 Konawalai | | | | | |
| | | 6 Kondavil South | | | | | |
| | | 7 Kondavil North | | | | | |
| | | 8 Kondavil East | | | | | |
| | | 9 Kondavil Centre | | | | | |
| | | 10 Thirunelvely North | | | | | |
| | | 11 Thirunelvely South | | | | | |
| | | 12 Thirunelvely East | | | | | |
| | | 13 Ariyalai | | | | | |
| | | 1 Arukaimadam | PMCU Kokuvil | Dept. of Health | 0 | 0 | 0 |
| | | 2 Manchavanapathy | | | | | |
| | | 3 Kulapiddy | | | | | |
| | | 4 Pirampady | | | | | |
| | | 5 Konawalai | | | | | |
| | | 6 Kondavil South | | | | | |
| | | 7 Kondavil North | | | | | |
| | | 8 Kondavil East | | | | | |
| | | 9 Kondavil Centre | | | | | |
| | | 10 Thirunelvely North | | | | | |
| | | 11 Thirunelvely South | | | | | |
| | | 12 Thirunelvely East | | | | | |
| | | 13 Ariyalai | | | | | |
| | | 1 Arukaimadam | DH Kondavil | Dept. of Health | 0 | 0 | 0 |
| | | 2 Manchavanapathy | | | | | |
| | | 3 Kulapiddy | | | | | |
| | | 4 Pirampady | | | | | |
| | | 5 Konawalai | | | | | |
| | | 6 Kondavil South | | | | | |
| | | 7 Kondavil North | | | | | |
| | | 8 Kondavil East | | | | | |
| | | 9 Kondavil Centre | | | | | |
| | | 10 Thirunelvely North | | | | | |
| | | 11 Thirunelvely South | | | | | |
| | | 12 Thirunelvely East | | | | | |
| | | 13 Ariyalai | | | | | |
| | | 1 Arukaimadam | Thirunelvely VC | Nallur Predeshiya Sabha | 0 | 0 | 0 |
| | | 2 Manchavanapathy | | | | | |
| | | 3 Kulapiddy | | | | | |
| | | 4 Pirampady | | | | | |
| | | 5 Konawalai | | | | | |
| | | 6 Kondavil South | | | | | |
| | | 7 Kondavil North | | | | | |
| | | 8 Kondavil East | | | | | |
| | | 9 Kondavil Centre | | | | | |
| | | 10 Thirunelvely North | | | | | |
| | | 11 Thirunelvely South | | | | | |
| | | 12 Thirunelvely East | | | | | |
| | | 13 Ariyalai | | | | | |
| | | 1 Arukaimadam | Valai Amman CC | Private | 0 | 0 | 0 |
| | | 2 Manchavanapathy | | | | | |
| | | 3 Kulapiddy | | | | | |
| | | 4 Pirampady | | | | | |
| | | 5 Konawalai | | | | | |
| | | 6 Kondavil South | | | | | |
| | | 7 Kondavil North | | | | | |
| | | 8 Kondavil East | | | | | |
| | | 9 Kondavil Centre | | | | | |
| | | 10 Thirunelvely North | | | | | |
| | | 11 Thirunelvely South | | | | | |
| | | 12 Thirunelvely East | | | | | |
| | | 13 Ariyalai | | | | | |
| | | 1 Arukaimadam | PHC Ariyalai | Dept. of Health | 0 | 0 | 0 |
| | | 2 Manchavanapathy | | | | | |
| | | 3 Kulapiddy | | | | | |
| | | 4 Pirampady | | | | | |
| | | 5 Konawalai | | | | | |
| | | 6 Kondavil South | | | | | |
| | | 7 Kondavil North | | | | | |
| | | 8 Kondavil East | | | | | |
| | | 9 Kondavil Centre | | | | | |
| | | 10 Thirunelvely North | | | | | |
| | | 11 Thirunelvely South | | | | | |
| | | 12 Thirunelvely East | | | | | |
| | | 13 Ariyalai | | | | | |

| S/ N | MOH Area | Name of PHM area | | MOH Clinic locations at present | Ownership | Availability of Clinic | | | | |
|---------|----------|------------------|-------------------|------------------------------------|-----------------|------------------------|-----------------|---------|---|---|
| | | | | | | ANC | WBC | FPC WWC | | |
| 10 | Kayts | 1 | Karainagar East | DH Karainagar | Dept. of Health | 0 | 0 | 0 | | |
| | | 2 | Karainagar Centre | | | 0 | 0 | 0 | | |
| | | 3 | Karainagar West | | | 0 | 0 | 0 | | |
| | | 4 | Eluvaivitu | | | PMCU Eluvaivitu | Dept. of Health | 0 | 0 | 0 |
| | | 5 | Analaivitu | | | DH Analaivitu | Dept. of Health | 0 | 0 | 0 |
| | | 6 | Kayts | | | BH Kayts | Dept. of Health | 0 | 0 | 0 |
| | | 7 | Naranthanai | | | RDS Naranthanai | Private | 0 | 0 | 0 |
| | | 8 | Puloyankoodal | | | RDS Puliyankoodal | Private | 0 | 0 | 0 |

| | | | | | | | | |
|--|---------|------|----------------------------|----------------|-----------------|---|---|---|
| | Velanai | 1 | Saravanai | RDS building | Private | 0 | 0 | 0 |
| | | 2 | Mandaivitu | RDS Mandaivitu | Private | 0 | 0 | 0 |
| | | 3 | Allaipiddy | Private | Private | 0 | 0 | 0 |
| | | 4,5 | Velanai West, Velanai East | DH Velanai | Dept. of Health | 0 | 0 | 0 |
| | | 6,7 | Pungudutivu I + II | DH Pungudutivu | Dept. of Health | 0 | 0 | 0 |
| | | 8 | Nainativu | DH Nainativu | Dept. of Health | 0 | 0 | 0 |
| | | 9,10 | Delft I + II | DH Delft | Dept. of Health | 0 | 0 | 0 |

| | | | | | | | | |
|----|--------|----|----------------------------------|-----------------------------|-----------------|---|---|---|
| 11 | Jaffna | 1 | Nedunkulam(J/61) | Samiyar veethy Clinc Centre | Private | 0 | 0 | 0 |
| | | 2 | Colombothurai East(J/62) | | Private | 0 | 0 | 0 |
| | | 3 | Colombothurai West(J/63) | Samiyar veethy Clinc Centre | Private | 0 | 0 | 0 |
| | | 4 | Passaiyoor East(J/64) | | JMC | 0 | 0 | 0 |
| | | 5 | Passaiyoor West(J/65) | Passaiyoor Maternity Home | JMC | 0 | 0 | 0 |
| | | 6 | Echaimoddai(J/66) | | Dept. of Health | 0 | 0 | 0 |
| | | 7 | Thirunagar (J/67) | DH Gurunagar | Dept. of Health | 0 | 0 | 0 |
| | | 8 | Chundikuli South (J/75) | DH Gurunagar | Dept. of Health | 0 | 0 | 0 |
| | | 9 | Reclamation East (J/68 A, J/68B) | DH Gurunagar | Dept. of Health | 0 | 0 | 0 |
| | | 10 | Reclamation West(J/69 A, J/69 B) | Jublee Maternity Home | JMC | 0 | 0 | 0 |
| | | 11 | Gurunagar East(J/70) | DH Gurunagar | Dept. of Health | 0 | 0 | 0 |
| | | 12 | GurunagarWest (J/71) | Jublee Maternity Home | JMC | 0 | 0 | 0 |
| | | 13 | Small Bazaar (J/72) | Jublee Maternity Home | JMC | 0 | 0 | 0 |
| | | 14 | Jaffna Town West (J/73) | Jublee Maternity Home | JMC | 0 | 0 | 0 |
| | | 15 | Jaffna Town East(J/74) | Jublee Maternity Home | JMC | 0 | 0 | 0 |
| | | 16 | Chundikuli North(J/76) | Jublee Maternity Home | JMC | 0 | 0 | 0 |

| S/ N | MOH Area | Name of PHM area | MOH Clinic locations at present | Ownership | Availability of Clinic | | | | |
|---------|----------|------------------|------------------------------------|----------------------------|------------------------|-----|-----|-----|---|
| | | | | | ANC | WBC | FPC | WWC | |
| 11 | Jaffna | 17 | Maruthady(J/77) | Ariyalai Clinic Centre | Private | 0 | 0 | 0 | 0 |
| | | 18 | Athiady (J/78) | Jublee Maternity Home | JMC | 0 | 0 | 0 | 0 |
| | | 19 | Serampiyady(J/79) | Navalar Clinic Centre | Private | 0 | 0 | 0 | 0 |
| | | 20 | Grand Bazaar(J/80) | Navalar Clinic Centre | Private | 0 | 0 | 0 | 0 |
| | | 21 | Vannarpannai(J/82) | Fort(J/81) | Private | 0 | 0 | 0 | 0 |
| | | 22 | Koddadi (J/83) | Navalar Clinic Centre | Private | 0 | 0 | 0 | 0 |
| | | 23 | Navanthurai South(J/84) | Pommaiveli Maternity Home | JMC | 0 | 0 | 0 | 0 |
| | | 24 | Navanthurai North(J/85) | Pommaiveli Maternity Home | JMC | 0 | 0 | 0 | 0 |
| | | 25 | Moor Street South(J/86) | Pommaiveli Maternity Home | JMC | 0 | 0 | 0 | 0 |
| | | 26 | Moor Street North(J/87) | Pommaiveli Maternity Home | JMC | 0 | 0 | 0 | 0 |
| | | 27 | New Moor Street(J/88) | Pommaiveli Maternity Home | JMC | 0 | 0 | 0 | 0 |
| | | 28 | Ariyalai North West(J/91) | Ariyalai Clinic Centre | Private | 0 | 0 | 0 | 0 |
| | | 29 | Ariyalai Cen. West(J/92) | Ariyalai Clinic Centre | Private | 0 | 0 | 0 | 0 |
| | | 30 | Ariyalai South west(J/93) | Ariyalai Clinic Centre | Private | 0 | 0 | 0 | 0 |
| | | 31 | Ariyalai Centre North (J/96) | Ariyalai Clinic Centre | Private | 0 | 0 | 0 | 0 |
| | | 32 | Ariyalai Centre South (J/94) | Ariyalai Clinic Centre | Private | 0 | 0 | 0 | 0 |
| | | 33 | Ariyalai Centre(J/95) | Ariyalai Clinic Centre | Private | 0 | 0 | 0 | 0 |
| | | 34 | Iyanar Kovilady(J/97) | Vannarpannai Clinic Centre | Private | 0 | 0 | 0 | 0 |
| | | 35 | Vannarpannai North(J/98) | Vannarpannai Clinic Centre | Private | 0 | 0 | 0 | 0 |
| | | 36 | Vannarpannai North West(J/99) | Vannarpannai Clinic Centre | Private | 0 | 0 | 0 | 0 |
| | | 37 | Vannarpannai North East(J/100) | Vannarpannai Clinic Centre | Private | 0 | 0 | 0 | 0 |
| | | 38 | Niraviyaddy(J/101) | Kandarmadam Clinic Centre | Private | 0 | 0 | 0 | 0 |
| | | 39 | West.(J/102) | Kandarmadam Clinic Centre | Private | 0 | 0 | 0 | 0 |
| | | 40 | Kandarmadam Nor. East(J/103) | Kandarmadam Clinic Centre | Private | 0 | 0 | 0 | 0 |
| | | 41 | Kandarmadam South West(J/104) | Kandarmadam Clinic Centre | Private | 0 | 0 | 0 | 0 |
| | | 42 | Kandarmadam Sou. East(J/105) | Kandarmadam Clinic Centre | Private | 0 | 0 | 0 | 0 |
| | | 43 | Nallur North(J/106) | Navalar Clinic Centre | JMC | 0 | 0 | 0 | 0 |
| | | 44 | Nallur Rajathani(J/107) | Navalar Clinic Centre | JMC | 0 | 0 | 0 | 0 |
| | | 45 | Nallur South(J/108) | Navalar Clinic Centre | JMC | 0 | 0 | 0 | 0 |
| | | 46 | Sankiliyan Thoppu (J/109) I, | Navalar Clinic Centre | JMC | 0 | 0 | 0 | 0 |
| | | 47 | Sankiliyan Thoppu (J/109) II | Navalar Clinic Centre | Private | 0 | 0 | 0 | 0 |
| | | 48 | | | | | 0 | 0 | 0 |

Source: MOHH office

Table - 4.5 Family Planning new Acceptors by Method, 2010 - 2012

| S/N | 2010 | 2011 | 2012 |
|--------------------------|------------|------------|------------|
| Permanent Methods | | | |
| Vasectomy | 0 | 0 | 0 |
| Tubectomy | 1,372 | 1,385 | 1,342 |
| Temporary Methods | | | |
| Pill | 1,219 | 1,184 | 3,198 |
| IUCD | 593 | 335 | 1,076 |
| Injectable | 3,949 | 3,723 | 2,135 |
| Implant | 97 | 564 | 760 |
| Eligible couples | 85,715 | 89,226 | 90,015 |
| Percentage | 8.4 | 8.0 | 9.4 |

Source :MO/MCH unit, RDHS. Office, Jaffna

Table No : 4.6 Family Planning Particulars - 2012

Family Planning new acceptors by MOH Areas and methods of year

| S/N | MOH Area | Pills | Depo | IUCD | Implant | Total |
|--------------|----------------|--------------|--------------|--------------|------------|--------------|
| 1 | Chavakachcheri | 306 | 238 | 135 | 100 | 779 |
| 2 | Point Pedro | 417 | 234 | 372 | 233 | 1,256 |
| 3 | Karaveddy | 119 | 127 | 4 | 29 | 279 |
| 4 | Kayts | 254 | 103 | - | 17 | 374 |
| 5 | Velanai | 82 | 80 | - | - | 162 |
| 6 | Tellipalai | 43 | 86 | 41 | 41 | 211 |
| 7 | Uduvil | 267 | 192 | 41 | 81 | 581 |
| 8 | Sandilipay | 294 | 157 | 30 | - | 481 |
| 9 | Chankanai | 448 | 212 | 57 | 135 | 852 |
| 10 | Kopay | 567 | 330 | 92 | 57 | 1,046 |
| 11 | Nallur | 174 | 82 | 41 | 39 | 336 |
| 12 | Jaffna | 227 | 294 | 263 | 28 | 812 |
| Total | | 3,198 | 2,135 | 1,076 | 760 | 6,409 |

Source :MO/MCH unit, RDHS. Office, Jaffna

Table No: 4.7 Antinatal Care by MOH area - 2012

| S/N | MOH Area | No. of Antenatal Mothers Registered |
|--------------|----------------|-------------------------------------|
| 1 | Chavakachcheri | 1,204 |
| 2 | Point Pedro | 1,115 |
| 3 | Karaveddy | 739 |
| 4 | Kayts | 390 |
| 5 | Velanai | 393 |
| 6 | Tellipalai | 577 |
| 7 | Uduvil | 995 |
| 8 | Sandilipay | 909 |
| 9 | Chankanai | 934 |
| 10 | Kopay | 1,318 |
| 11 | Nallur | 610 |
| 12 | Jaffna | 1,320 |
| Total | | 10,504 |

Source :MO/MCH unit, RDHS. Office, Jaffna

Table No : 4.8 Thriplosa Supply by MOH area - 2012

| Avg. number of beneficiaries per month by MOH Area) | | | | | | | |
|---|----------------|---------------|--------------|--------------|--------------------|-------------------|--|
| S/N | MOH Area | 6 - 12 Months | 1 - 2 Years | 2 - 5 Years | Ante Natal Mothers | Lactating Mothers | |
| 1 | Chavakachcheri | 248 | 383 | 414 | 287 | 198 | |
| 2 | Point Pedro | 212 | 299 | 443 | 272 | 183 | |
| 3 | Karaveddy | 134 | 225 | 369 | 172 | 129 | |
| 4 | Kayts | 212 | 245 | 574 | 21 | 197 | |
| 5 | Velanai | 20 | 29 | 75 | 288 | 22 | |
| 6 | Tellipalai | 110 | 137 | 231 | 130 | 87 | |
| 7 | Uduvil | 195 | 308 | 630 | 290 | 160 | |
| 8 | Sandilipay | 232 | 283 | 655 | 284 | 195 | |
| 9 | Chankanai | 174 | 304 | 538 | 240 | 151 | |
| 10 | Kopay | 231 | 373 | 728 | 324 | 212 | |
| 11 | Nallur | 110 | 157 | 282 | 168 | 97 | |
| 12 | Jaffna | 294 | 484 | 728 | 533 | 235 | |
| Total | | 2,172 | 3,227 | 5,667 | 3,009 | 1,866 | |

Source: RDHS office, Jaffna

Table No : 4.9 Corn Soya Supply by MOH area - 2012

| S/N | MOH Area | Avg. no of beneficiaries per month | | | | | No. of children 3 - 5 Yrs |
|--------------|----------------|------------------------------------|--------------------------|--------------------------------|---------------------------|---------------------------|---------------------------|
| | | No. of Antinatal Mothers | No. of Lactating Mothers | No. of Infants (6 - 12 Months) | No. of children 1 - 3 Yrs | No. of children 3 - 5 Yrs | |
| 1 | Chavakachcheri | 509 | 348 | 385 | 639 | 1,127 | |
| 2 | Point Pedro | 478 | 316 | 345 | 575 | 1,222 | |
| 3 | Karaveddy | 301 | 223 | 228 | 439 | 879 | |
| 4 | Kayts | 188 | 142 | 161 | 302 | 819 | |
| 5 | Velanai | 174 | 130 | 176 | 298 | 797 | |
| 6 | Tellipalai | 195 | 116 | 164 | 272 | 613 | |
| 7 | Uduvil | 382 | 217 | 264 | 496 | 1,136 | |
| 8 | Sandilipay | 339 | 239 | 280 | 469 | 1,259 | |
| 9 | Chankanai | 366 | 228 | 268 | 474 | 1,076 | |
| 10 | Kopay | 502 | 305 | 341 | 661 | 1,693 | |
| 11 | Nallur | 236 | 127 | 169 | 287 | 708 | |
| 12 | Jaffna | 526 | 256 | 292 | 426 | 744 | |
| Total | | 4,196 | 2,647 | 3,073 | 5,338 | 12,073 | |

Source: RDHS office, Jaffna

Table No: 4.10 Building Application Inspections by MOH area - 2012

| S/N | MOH Area | No. of Building application received | Building applications inspected | Building applications approved | % of approved |
|--------------|----------------|--------------------------------------|---------------------------------|--------------------------------|---------------|
| 1 | Chavakachcheri | 384 | 384 | 359 | 93.5 |
| 2 | Point Pedro | 384 | 377 | 377 | 100.0 |
| 3 | Karaveddy | 211 | 211 | 196 | 92.9 |
| 4 | Kayts | 101 | 101 | 95 | 94.1 |
| 5 | Velanai | 67 | 67 | 33 | 49.3 |
| 6 | Tellipalai | 97 | 97 | 85 | 87.6 |
| 7 | Uduvil | 128 | 128 | 119 | 93.0 |
| 8 | Sandilipay | 164 | 164 | 157 | 95.7 |
| 9 | Chankanai | 214 | 214 | 214 | 100.0 |
| 10 | Kopay | 333 | 331 | 304 | 91.8 |
| 11 | Nallur | 169 | 169 | 169 | 100.0 |
| 12 | Jaffna | 214 | 214 | 214 | 100.0 |
| Total | | 2,466 | 2,457 | 2,322 | 94.5 |

Source: MOHH office

Table No : 4.1.1 School Sanitation Survey by MOH area - 2012

| S/N | MOH area | No. of School | Number of children | | | Requirement | | Available at present | | Deficit (Need) | |
|-----|----------------|---------------|--------------------|---------------|----------------|--------------|--------------|----------------------|--------------|----------------|--------|
| | | | Male | Female | Total | Toilet | Urinal | Toilet | Urinal | Toilet | Urinal |
| 1 | Chavakachcheri | 58 | 5,606 | 5,785 | 11,391 | 189 | 248 | 348 | 327 | | |
| 2 | Point Pedro | 49 | 6,713 | 6,533 | 13,246 | 193 | - | 284 | 306 | | |
| 3 | Karaveddy | 31 | 4,708 | 5,111 | 9,819 | 223 | 193 | 224 | 193 | | |
| 4 | Kayts | 28 | 2,306 | 2,339 | 4,645 | 146 | 80 | 153 | 104 | 30 | 13 |
| | Velanai | 31 | 2,460 | 2,395 | 4,855 | 106 | 65 | 141 | 103 | | |
| 5 | Tellipalai | 22 | 25 | 3,983 | 3,680 | 112 | 152 | 78 | 134 | 34 | 18 |
| 6 | Uduvil | 34 | 4,108 | 5,379 | 9,487 | 230 | 175 | 202 | 173 | 28 | 02 |
| 7 | Sandilipay | 41 | 5,848 | 6,246 | 12,094 | 352 | 576 | 348 | 576 | 04 | |
| 8 | Chankanai | 32 | 5,391 | 5,060 | 10,451 | | | | | | |
| 9 | Kopay | 40 | 6,424 | 6,193 | 12,617 | 207 | 636 | 197 | 339 | 10 | 24 |
| 10 | Nallur | 20 | 3,575 | 2,848 | 6,423 | 84 | 86 | 84 | 86 | - | - |
| 11 | Jaffna | 41 | 14,212 | 14,406 | 28,618 | | | | | | |
| | Total | 427 | 61,376 | 66,278 | 127,326 | 1,842 | 2,211 | 2,059 | 2,341 | | |

Source: MOOH office

**Table No : 4.12 Particulars of Notifications
by MOH area - 2012**

| S/N | MOH Area | No.of notifications received | Investigation done | |
|--------------|----------------|------------------------------|--------------------|-------------|
| | | | Nos. | % |
| 1 | Chavakachcheri | 292 | 292 | 100.0 |
| 2 | Point Pedro | 202 | 202 | 100.0 |
| 3 | Karaveddy | 231 | 231 | 100.0 |
| 4 | Kayts | 113 | 113 | 100.0 |
| 5 | Velanai | 109 | 107 | 98.2 |
| 6 | Tellipalai | 265 | 265 | 100.0 |
| 7 | Uduvil | 300 | 300 | 100.0 |
| 8 | Sandilipay | 310 | 310 | 100.0 |
| 9 | Chankanai | 132 | 132 | 100.0 |
| 10 | Kopay | 325 | 311 | 95.7 |
| 11 | Nallur | 259 | 253 | 97.7 |
| 12 | Jaffna | 337 | 326 | 96.7 |
| Total | | 2,875 | 2,842 | 98.9 |

**Table No : 4.13 Availability of Vehicle for Preventive
Sector Staff by MOH area - 2012**

| S/N | MOH Area | MOH (pick up / van) | SPHI / PHI | | SPHM / PHM | |
|-----|----------------|------------------------|----------------|----------------------|----------------|------------------|
| | | | In position | No. of motorbikes | In position | No. of mopeds |
| 1 | Chavakachcheri | 01 | 05 | 03 | 23 | 17 |
| 2 | Point Pedro | 01 | 06 | 05 | 19 | 14 |
| 3 | Karaveddy | 01 | 05 | 03 | 15 | 11 |
| 4 | Kayts | 01 | 03 | - | 08 | 08 |
| 5 | Velanai | - | 04 | - | 06 | 05 |
| 6 | Tellipalai | 01 | 04 | 03 | 13 | 12 |
| 7 | Uduvil | 01 | 05 | 05 | 14 | 11 |
| 8 | Sandilipay | - | 05 | 02 | 14 | 07 |
| 9 | Chankanai | - | 04 | 04 | 14 | 09 |
| 10 | Kopay | 01 | 07 | 07 | 23 | 14 |
| 11 | Nallur | 01 | 03 | 03 | 08 | 08 |

Source: MOOH office

Table No : 4.14 Latrine Constructions by MOH area - 2012

| S.No. | MOH Area | Number of new latrines constructed |
|--------------|----------------|------------------------------------|
| 1 | Chavakachcheri | 230 |
| 2 | Point Pedro | 1,104 |
| 3 | Karaveddy | 101 |
| 4 | Kayts | 223 |
| 5 | Velanai | 162 |
| 6 | Tellipalai | 208 |
| 7 | Uduvil | 150 |
| 8 | Sandilipay | 75 |
| 9 | Chankanai | 133 |
| 10 | Kopay | 209 |
| 11 | Nallur | 292 |
| 12 | Jaffna | 185 |
| Total | | 3,072 |

Source: MOOH office

Table No : 4.15.1 Accessibility to Safe Latrine by MOH area - 2012

| S/N | MOH Area | Total No. of Houses | Houses with safe Latrines | |
|--------------------|----------------|---------------------|---------------------------|--------------|
| | | | Nos. | % |
| 1 | Jaffna | 18,464 | 15,924 | 86.2% |
| 2 | Chavakachcheri | 15,207 | 9,726 | 64.0% |
| 3 | Kayts | 5,134 | 3,841 | 74.8% |
| 4 | Velanai | 3,736 | 3,038 | 81.3% |
| 5 | Point Pedro | 13,286 | 10,172 | 76.6% |
| 6 | Karaveddy | 10,639 | 8,670 | 81.5% |
| 7 | Kopay | 13,658 | 9,860 | 72.2% |
| 8 | Nallur | 7,769 | 7,288 | 93.8% |
| 9 | Tellipalai | 6,997 | 5,829 | 83.3% |
| 10 | Uduvil | 10,662 | 9,305 | 87.3% |
| 11 | Sandilipay | 11,186 | 9,045 | 80.9% |
| 12 | Chankanai | 11,855 | 9,496 | 80.1% |
| Grand Total | | 128,593 | 102,194 | 79.5% |

Source: MOHH office

Table No :4.15.2 Accessibility to safe Latrines by MOH area - 2012

| S/N | MOH Area | PHI Range | Total No.of Houses | Houses with safe Latrines | |
|------------------|----------|---------------|--------------------|---------------------------|--------------|
| | | | | Nos. | % |
| 1 | Jaffna | Bazzar I | 1,307 | 1,260 | 96.4% |
| 2 | | Bazzar II | 1,526 | 1,428 | 93.6% |
| 3 | | Ariyalai | 2,400 | 2,147 | 89.5% |
| 4 | | Columbuthurai | 2,438 | 1,806 | 74.1% |
| 5 | | Gurunagar I | 2,016 | 1,466 | 72.7% |
| 6 | | Gurunagar II | 1,606 | 1,420 | 88.4% |
| 7 | | Navanthurai | 2,175 | 1,624 | 74.7% |
| 8 | | Vannarpannai | 2,723 | 2,547 | 93.5% |
| 9 | | Nallur | 2,273 | 2,226 | 97.9% |
| Sub Total | | | 18,464 | 15,924 | 86.2% |

| S/N | MOH Area | PHI Range | Total No.of Houses | Houses with safe Latrines | |
|------------------|----------------|-----------------------|--------------------|---------------------------|--------------|
| | | | | Nos. | % |
| 1 | Chavakachcheri | Varany | 2,008 | 1,060 | 52.8% |
| 2 | | Chavakachcheri U.C. I | 1,721 | 1,255 | 72.9% |
| 3 | | Sarasalai | 1,463 | 825 | 56.4% |
| 4 | | Kaithady | 2,008 | 1,118 | 55.7% |
| 5 | | Navatkuli | 999 | 658 | 65.9% |
| 6 | | Kodikamam | 1,471 | 937 | 63.7% |
| 7 | | Eluthumadduval | 1,327 | 844 | 63.6% |
| 8 | | Chavakachcheri U.C.II | 1,172 | 836 | 71.3% |
| 9 | | Madduvil | 1,027 | 781 | 76.0% |
| 10 | | Meesalai | 566 | 505 | 89.2% |
| 11 | | Manthuvil | 1,445 | 907 | 62.8% |
| Sub Total | | | 15,207 | 9,726 | 64.0% |

| S/N | MOH Area | PHI Range | Total No. of Houses | Houses with safe Latrines |
|------------------|----------|-------------|---------------------|---------------------------|
| | | | | Nos. % |
| 1 | Velanai | Allaipiddy | 615 | 474 77.1% |
| 2 | | Nainativu | 891 | 784 88.0% |
| 3 | | Velanai | 1,333 | 1,121 84.1% |
| 4 | | Pungudutivu | 897 | 659 73.5% |
| 5 | | Delft | 880 | 670 76.1% |
| Sub Total | | | 3,736 | 3,038 81.3% |

| S/N | MOH Area | PHI Range | Total No. of Houses | Houses with safe Latrines |
|------------------|----------|------------|---------------------|---------------------------|
| | | | | Nos. % |
| 1 | Kayts | Kayts | 1,592 | 1,104 69.3% |
| 2 | | Karainagar | 3,006 | 2,367 78.7% |
| 3 | | Analaitivu | 536 | 370 69.0% |
| Sub Total | | | 5,134 | 3,841 74.8% |

| S/N | MOH Area | PHI Range | Total No. of Houses | Houses with safe Latrines |
|------------------|-------------|----------------|---------------------|---------------------------|
| | | | | Nos. % |
| 1 | Point Pedro | Ampan | 1,021 | 792 77.6% |
| 2 | | Puloly | 2,061 | 1,739 84.4% |
| 3 | | Point Pedro I | 1,136 | 1,130 99.5% |
| 4 | | Point Pedro II | 1,814 | 1,582 87.2% |
| 5 | | Alvai | 2,057 | 1,667 81.0% |
| 6 | | Valvettithurai | 2,026 | 1,423 70.2% |
| 7 | | Thondamanaru | 1,034 | 651 63.0% |
| 8 | | Maruthenkerney | 2,137 | 1,188 55.6% |
| Sub Total | | | 13,286 | 10,172 76.6% |

| S/N | MOH Area | PHI Range | Total No. of Houses | Houses with safe Latrines | |
|------------------|-----------|-----------|---------------------|---------------------------|--------------|
| | | | | Nos. | % |
| 1 | Karaveddy | Karanavai | 2,247 | 1,796 | 79.9% |
| 2 | | Nelliyady | 2,188 | 2,013 | 92.0% |
| 3 | | Thunnalai | 2,413 | 1,810 | 75.0% |
| 4 | | Alvai I | 1,095 | 852 | 77.8% |
| 5 | | Udupiddy | 2,696 | 2,199 | 81.6% |
| Sub Total | | | 10,639 | 8,670 | 81.5% |

| S/N | MOH Area | PHI Range | Total No. of Houses | Houses with safe Latrines | |
|------------------|----------|---------------|---------------------|---------------------------|--------------|
| | | | | Nos. | % |
| 1 | Kopay | Urumpirai | 2,746 | 1,877 | 68.4% |
| 2 | | Atchuvvely I | 1,416 | 965 | 68.1% |
| 3 | | Atchuvvely II | 1,292 | 1,100 | 85.1% |
| 4 | | Sirupiddy | 1,860 | 1,182 | 63.5% |
| 5 | | Neervely | 1,686 | 1,454 | 86.2% |
| 6 | | Puttur | 1,706 | 1,017 | 59.6% |
| 7 | | Irupalai | 1,139 | 774 | 68.0% |
| 8 | | Kopay | 1,813 | 1,491 | 82.2% |
| Sub Total | | | 13,658 | 9,860 | 72.2% |

| S/N | MOH Area | PHI Range | Total No. of Houses | Houses with safe Latrines | |
|------------------|----------|------------|---------------------|---------------------------|--------------|
| | | | | Nos. | % |
| 1 | Nallur | Kondavil | 2,172 | 2,042 | 94.0% |
| 2 | | Nallur | 2,751 | 2,477 | 90.0% |
| 3 | | Kokuvil I | 1,304 | 1,253 | 96.1% |
| 4 | | Kokuvil II | 1,542 | 1,516 | 98.3% |
| Sub Total | | | 7,769 | 7,288 | 93.8% |

| S/N | MOH Area | PHI Range | Total No. of Houses | Houses with safe Latrines | |
|------------------|------------|--------------|---------------------|---------------------------|--------------|
| | | | | Nos. | % |
| 1 | Tellipalai | Mallakam | 1,758 | 1,451 | 82.5% |
| | | Keerimalai | 955 | 840 | 88.0% |
| | | Maviddapuram | 519 | 45 | 8.7% |
| | | Vasavilan | 593 | 482 | 81.3% |
| 2 | | Tellipalai | 1,196 | 1,075 | 89.9% |
| 3 | Alaveddy | 1,976 | 1,936 | 98.0% | |
| Sub Total | | | 6,997 | 5,829 | 83.3% |

| S/N | MOH Area | PHI Range | Total No. of Houses | Houses with safe Latrines | |
|------------------|----------|-------------------|---------------------|---------------------------|--------------|
| | | | | Nos. | % |
| 1 | Uduvil | Erlalai | 2,153 | 1,921 | 89.2% |
| 2 | | Punnalai Kadduvan | 1,240 | 1,136 | 91.6% |
| 3 | | Chunnakam I | 1,417 | 1,233 | 87.0% |
| 4 | | Chunnakam II | 1,892 | 1,442 | 76.2% |
| 5 | | Uduvil | 1,642 | 1,358 | 82.7% |
| 6 | | Inuvil | 2,318 | 2,215 | 95.6% |
| Sub Total | | | 10,662 | 9,305 | 87.3% |

| S/N | MOH Area | PHI Range | Total No. of Houses | Houses with safe Latrines | |
|------------------|------------|---------------|---------------------|---------------------------|--------------|
| | | | | Nos. | % |
| 1 | Sandilipay | Pandatharippu | 2,093 | 1,764 | 84.3% |
| 2 | | Anaikodday | 1,399 | 1,117 | 79.8% |
| 3 | | Suthumalai | 1,316 | 978 | 74.3% |
| 4 | | Manipay | 1,742 | 1,578 | 90.6% |
| 5 | | Ilavalai | 2,065 | 1,643 | 79.6% |
| 6 | | Navaly | 1,119 | 876 | 78.3% |
| 7 | | Sandilipay | 1,452 | 1,089 | 75.0% |
| Sub Total | | | 11,186 | 9,045 | 80.9% |
| S/N | MOH Area | PHI Range | Total No. of Houses | Houses with safe Latrines | |
| | | | | Nos. | % |
| 1 | Chankanai | Chankanai | 1,845 | 1,574 | 85.3% |
| 2 | | Araly | 2,371 | 1,927 | 81.3% |
| 3 | | Vaddukodai | 1,736 | 1,357 | 78.2% |
| 4 | | Chulipuram | 1,686 | 1,379 | 81.8% |
| 5 | | Moolai | 1,735 | 1,426 | 82.2% |
| 6 | | Sithankerny | 2,482 | 1,833 | 73.9% |
| Sub Total | | | 11,855 | 9,496 | 80.1% |

Source: MOOH office

Table No :4.16 Rabies Control by MOH Area - 2012

| S/N | MOH Area | Estimated No.of Dogs (7:1) | No.of dogs vaccinated | % of coverage | No. oof dogs Sterilized | | Depo injected |
|--------------|----------------|----------------------------|-----------------------|---------------|-------------------------|-----------|---------------|
| | | | | | Female | Male | |
| 1 | Chavakachcheri | 9,284 | 7,819 | 84.2 | 376 | - | 345 |
| 2 | Point Pedro | 8,564 | 544 | 6.4 | 347 | - | 47 |
| 3 | Karaveddy | 6,061 | 4,452 | 73.5 | 216 | - | 182 |
| 4 | Kayts | 3,132 | 1,720 | 54.9 | 111 | - | 40 |
| 5 | Velanai | 3,349 | 1,270 | 37.9 | 14 | - | 111 |
| 6 | Tellipalai | 4,469 | 2,963 | 66.3 | 582 | 20 | 140 |
| 7 | Uduvil | 7,174 | 1,819 | 25.4 | 232 | - | 20 |
| 8 | Sandilipay | 7,637 | 6,962 | 91.2 | 183 | - | 280 |
| 9 | Chankanai | 6,891 | 2,989 | 43.4 | 399 | - | 38 |
| 10 | Kopay | 9,752 | 8,359 | 85.7 | 364 | - | 134 |
| 11 | Nallur | 4,888 | 4,027 | 82.4 | 195 | - | 29 |
| 12 | Jaffna | 11,884 | 5,139 | 43.2 | 289 | - | 209 |
| Total | | 83,085 | 48,063 | 57.8 | 3,308 | 20 | 1,575 |

Source : Rabies control unit, RDHS office, Jaffna

Table No : 4.17 Incidence of Notifiable Disease - 2012

| S/ N | Disease | No of Suspected Cases | No of Confirmed cases | No of Deaths |
|---------|---|-----------------------------|-----------------------------|--------------|
| 1 | Acute Poliomyelitis | 01 | 01 | - |
| 2 | Acute Flaccid Paralysis | 03 | 02 | - |
| 3 | Chicken Pox | 177 | 162 | 01 |
| 4 | Dengue Fever / Denque Haemorrhagic Fever | 895 | 620 | 02 |
| 5 | Diphtheria | 0 | 0 | - |
| 6 | Dysentery | 266 | 139 | - |
| 7 | Encephalitis | 13 | 11 | - |
| 8 | Entric Fever / Typhoid | 431 | 249 | - |
| 9 | Food Poisoning | 82 | 65 | - |
| 10 | Human Rabies | 01 | 01 | 01 |
| 11 | Leptospirosis | 03 | 03 | - |
| 12 | Malaria | 23 | 17 | - |
| 13 | Measles | 04 | 02 | - |
| 14 | Meningitis | 21 | 15 | - |
| 15 | Mumps | 154 | 137 | - |
| 16 | Rubella | 0 | 0 | - |
| 17 | Congenital Rubella Syndrome | 0 | 0 | - |
| 18 | Simple Contd. Fever | 25 | 19 | - |
| 19 | Tetanus | 02 | 01 | - |
| 20 | Neo- natal Tetanus | 0 | 0 | - |
| 21 | Typhus Fever | 365 | 298 | - |
| 22 | Hepatitis A | 14 | 09 | 01 |
| 23 | Hepatitis B | 06 | 06 | - |
| 24 | Whooping Cough | 03 | 02 | - |
| 25 | Tuberculosis | 362 | 278 | 04 |

Source: WRCD

Table 4.18 Dengue Notification & Confirmed cases by Month - 2012

| S.N | Month | No of Notification | No of Confirmed cases | No of Deaths |
|--------------|-------|--------------------|-----------------------|--------------|
| 1 | Jan | 96 | 69 | |
| 2 | Feb | 39 | 34 | |
| 3 | Mar | 37 | 27 | |
| 4 | Apr | 23 | 15 | |
| 5 | May | 28 | 07 | |
| 7 | Jun | 32 | 03 | 01 |
| 7 | Jul | 28 | 30 | |
| 8 | Aug | 33 | 25 | |
| 9 | Sep | 41 | 27 | |
| 10 | Oct | 148 | 108 | 01 |
| 11 | Nov | 193 | 138 | |
| 12 | Dec | 197 | 137 | |
| Total | | 895 | 620 | 2 |

Table No: 4.19 Dengue Notification & Confirmed cases by MOH area - 2012

| S.N | MOH area | No of Notification | No of Confirmed cases | No of Deaths |
|--------------|----------------|--------------------|-----------------------|--------------|
| 1 | Chavakachcheri | 136 | 92 | |
| 2 | Chankanai | 43 | 20 | |
| 3 | Sandilipay | 85 | 63 | |
| 4 | Kayts | 32 | 11 | |
| 5 | Velanai | 20 | 12 | |
| 6 | Kopay | 66 | 41 | |
| 7 | Nallur | 155 | 134 | 01 |
| 8 | PointPedro | 47 | 46 | |
| 9 | Karaveddy | 59 | 35 | 01 |
| 10 | Tellipalai | 57 | 47 | |
| 11 | Uduvil | 64 | 44 | |
| 12 | Jaffna | 131 | 75 | |
| Total | | 895 | 620 | 02 |

Source: RE Unit , RDHS Office

**Table No : 4.20 Incidence of Malaria in
Jaffna District 1990 - 2012**

| Year | Population | No.of BF | (+)ve | SPR | PV | PF | Mixed | API |
|------|------------|----------|--------|-------|--------|-------|-------|--------|
| 1990 | 853,880 | 52,110 | 4,565 | 8.8 | 4,193 | 369 | 3 | 5.346 |
| 1991 | 863,178 | 95,356 | 23,371 | 24.5 | 20,389 | 2,875 | 107 | 27.076 |
| 1992 | 872,847 | 109,116 | 23,844 | 21.9 | 21,747 | 2,063 | 34 | 27.318 |
| 1993 | 891,304 | 118,118 | 20,711 | 17.5 | 19,239 | 1,430 | 42 | 23.237 |
| 1994 | 901,988 | 197,549 | 52,385 | 26.5 | 48,181 | 4,148 | 56 | 58.077 |
| 1995 | 912,812 | 183,867 | 36,957 | 20.1 | 33,358 | 3,577 | 22 | 40.487 |
| 1996 | 417,810 | 96,723 | 25,474 | 26.3 | 21,913 | 3,537 | 24 | 60.970 |
| 1997 | 429,010 | 191,038 | 38,778 | 20.3 | 36,506 | 2,229 | 43 | 90.390 |
| 1998 | 485,064 | 156,606 | 47,802 | 30.5 | 46,006 | 1,733 | 63 | 98.548 |
| 1999 | 498,299 | 155,748 | 32,915 | 21.1 | 32,075 | 824 | 16 | 66.055 |
| 2000 | 502,356 | 146,186 | 7,242 | 4.8 | 6,997 | 234 | 11 | 14.416 |
| 2001 | 478,420 | 105,389 | 1,365 | 1.30 | 1,159 | 200 | 06 | 2.853 |
| 2002 | 568,164 | 139,615 | 1,829 | 1.310 | 1,419 | 401 | 09 | 3.219 |
| 2003 | 591,828 | 110,911 | 413 | 0.370 | 380 | 33 | - | 0.698 |
| 2004 | 589,723 | 117,572 | 45 | 0.040 | 45 | - | - | 0.076 |
| 2005 | 596,624 | 83,828 | 22 | 0.020 | 21 | - | 01 | 0.037 |
| 2006 | 647,563 | 113,487 | 02 | 0.001 | 02 | - | - | 0.003 |
| 2007 | 616,085 | 113,862 | - | - | - | - | - | - |
| 2008 | 559,619 | 66,981 | 04 | 0.59 | 04 | - | - | 0.007 |
| 2009 | 624,644 | 77,763 | 03 | 0.003 | 03 | - | - | 0.005 |
| 2010 | 614,622 | 67,039 | 03 | 0.004 | 03 | - | - | 0.005 |
| 2011 | 614,431 | 74,583 | 05 | 0.007 | 04 | 01 | | 0.008 |
| 2012 | 607,158 | 68,732 | 15 | 0.021 | 05 | 10 | | 0.025 |

Source: AMC, Jaffna

Table No: 4.21 Malaria cases by Months for Jaffna District 2006 - 2012

| Months | 2006 | | | 2007 | | | 2008 | | | 2009 | | | 2010 | | | 2011 | | | 2012 | | | |
|--------------|-----------|----|-----------|----------|-----------|-----------|----------|----------|----------|-----------|----|-----------|-----------|----|-----------|-----------|-----------|-----------|-----------|-----------|-----------|----|
| | Pv | Pf | Total | Pv | Pf | Total | Pv | Pf | Total | Pv | Pf | Total | Pv | Pf | Total | Pv | Pf | Total | Pv | Pf | Total | |
| January | - | - | 00 | - | - | 0 | - | - | 0 | 01 | - | 01 | - | - | - | 01 | - | 01 | - | - | 03 | 03 |
| February | - | - | 00 | - | - | 0 | - | - | 0 | 01 | - | 01 | - | - | - | 00 | - | 00 | 02 | 01 | 03 | 03 |
| March | - | - | 00 | - | - | 0 | - | - | 0 | 01 | - | 01 | - | - | - | 01 | - | 01 | - | - | 01 | 01 |
| April | 01 | - | 01 | - | - | 0 | - | - | 0 | - | - | 0 | - | - | - | 00 | - | 00 | - | - | - | 00 |
| May | - | - | 00 | - | - | 0 | - | - | 0 | - | - | 0 | - | - | - | 00 | - | 00 | - | - | 01 | 01 |
| June | - | - | 00 | - | - | 0 | - | - | 0 | - | - | 0 | - | - | - | 01 | - | 01 | - | - | 01 | 01 |
| July | - | - | 00 | - | - | 0 | - | - | 0 | - | - | 0 | 2 | - | 2 | - | - | 00 | - | - | - | 00 |
| August | - | - | 00 | - | - | 0 | - | - | 0 | - | - | 0 | - | - | - | 01 | - | 01 | 02 | - | - | 02 |
| September | - | - | 00 | - | - | 0 | - | - | 0 | - | - | 0 | - | - | - | - | - | 00 | - | 03 | 03 | 03 |
| October | 01 | - | 01 | - | 03 | 03 | - | - | 0 | - | - | 0 | - | - | - | 00 | - | 00 | - | - | - | 00 |
| November | - | - | 00 | - | - | 0 | - | - | 0 | - | - | 0 | - | - | - | 01 | - | 01 | - | - | - | 00 |
| December | - | - | 00 | - | 01 | 01 | - | - | 0 | - | - | 0 | 1 | - | 1 | - | - | 00 | 01 | - | - | 01 |
| TOTAL | 02 | - | 02 | 0 | 04 | 04 | 0 | 0 | 0 | 03 | - | 03 | 03 | - | 03 | 04 | 01 | 05 | 05 | 10 | 15 | |

Source: AMC, Jaffna

Table No: 4.22 Work performance of School Dental Service - 2012

| | | MOH area | | | | | | | | | | | | Total |
|--------------|--------------------------------|-------------|-----------|----------------|-------------|--------------|-------------|--------|--------|-----------|-------|-------|--------|-------|
| | | 1 | 2 | 3 | 4 | 5 | 6 | 7 | 8 | 9 | 10 | 11 | 12 | |
| General data | | Point Pedro | Karaveddy | Chavakachchery | Tellippalai | Sandilipay * | Chanaknai * | Nallur | Uduvil | Velanai * | Kayts | Kopay | Jaffna | |
| A | | 1 | 1 | 1 | 1 | 1 | 1 | 1 | 1 | 1 | 1 | 1 | 1 | |
| B | | 1 | 1 | 1 | 1 | 1 | 1 | 1 | 1 | 1 | 1 | 1 | 1 | |
| C | | 49 | 31 | 58 | 25 | 40 | 32 | 22 | 33 | 20 | 20 | 42 | 352 | |
| Target group | | | | | | | | | | | | | | |
| F.1 | Grade 1 | 1,124 | 741 | 1,018 | 171 | 513 | 733 | 428 | 783 | 301 | 301 | 903 | 6,715 | |
| F.2 | Grade 4 | 1,095 | 719 | 1,028 | 475 | 523 | 877 | 494 | 879 | 299 | 299 | 1,000 | 7,389 | |
| F.3 | Grade 7 | 1,215 | 753 | 1,139 | 718 | 651 | 930 | 586 | 620 | 301 | 301 | 1,573 | 8,486 | |
| F.4 | Other | 1,023 | 677 | 1,368 | 600 | 2,430 | 997 | 1,083 | 637 | 1,724 | 1,724 | 512 | 11,051 | |
| F.5 | Total (1,4,7 & Other) | 4,457 | 2,890 | 4,553 | 1,964 | 4,117 | 3,537 | 2,591 | 2,919 | 2,625 | 2,625 | 3,988 | 33,641 | |
| Examinations | | | | | | | | | | | | | | |
| 3.1 | Children Screened | 1,023 | 585 | 530 | 433 | 508 | 456 | 469 | 723 | 268 | 268 | 696 | 5,691 | |
| 3.2 | Children Healthy | 440 | 184 | 88 | 226 | 278 | 112 | 144 | 357 | 140 | 140 | 208 | 2,177 | |
| 3.3 | Children with Caries | 566 | 401 | 441 | 208 | 220 | 339 | 326 | 367 | 128 | 128 | 488 | 3,484 | |
| 3.4 | Children with Calculus | 8 | - | - | 7 | 5 | 2 | - | 1 | - | - | - | 23 | |
| 3.5 | Children Treatment completed | 384 | 359 | 298 | 115 | 149 | 109 | 120 | 121 | 57 | 57 | 103 | 1,815 | |
| 2.1 | Children Screened | 984 | 618 | 579 | 415 | 525 | 604 | 523 | 806 | 266 | 266 | 611 | 5,931 | |
| 2.2 | Children Healthy | 269 | 124 | 130 | 189 | 246 | 113 | 129 | 304 | 107 | 107 | 172 | 1,783 | |
| 2.3 | Children with Caries | 628 | 494 | 447 | 219 | 251 | 468 | 403 | 501 | 169 | 169 | 428 | 4,008 | |
| 2.3.1 | Children with Caries (perm) | 101 | 51 | 69 | 23 | 33 | 79 | 20 | 16 | 5 | 5 | 55 | 452 | |
| 2.4 | Children with Calculus | 213 | 3 | 18 | 35 | 38 | 90 | 8 | 6 | 2 | 2 | 19 | 432 | |
| 2.5 | Children treatment completed | 590 | 431 | 392 | 184 | 2,137 | 173 | 182 | 285 | 119 | 119 | 63 | 4,556 | |
| 3.1 | Children Screened | 1,136 | 644 | 381 | 652 | 604 | 578 | 501 | 503 | 278 | 278 | 1,270 | 6,547 | |
| 3.2 | Children Healthy | 549 | 390 | 152 | 409 | 420 | 322 | 260 | 431 | 237 | 237 | 468 | 3,638 | |
| 3.3 | Children with Caries (perm.) | 117 | 209 | 104 | 92 | 65 | 114 | 94 | 60 | 29 | 29 | 202 | 1,086 | |
| 3.3.1 | Children with 'DMFT' > 0 | 117 | 209 | 136 | 116 | 90 | 192 | 93 | 60 | 31 | 31 | 380 | 1,424 | |
| 3.4 | Children with Calculus | 466 | 16 | 16 | 83 | 50 | 53 | 98 | 17 | 5 | 5 | 119 | 923 | |
| 3.5 | Children Treatment completed | 526 | 227 | 200 | 156 | 156 | 122 | 125 | 14 | 23 | 23 | 207 | 1,756 | |
| 3.5.1 | Children Resto. Comp. (perm) | 88 | 216 | 113 | 43 | 23 | 72 | 40 | 1 | 13 | 13 | 83 | 692 | |
| 3.5.2 | Children Scaling completed | 426 | 18 | 32 | 71 | 54 | 27 | 50 | 5 | 5 | 5 | 78 | 766 | |
| 4.1 | Children Screened | 904 | 739 | 888 | 479 | 404 | 846 | 748 | 679 | 640 | 640 | 969 | 7,296 | |
| 4.2 | Children Healthy | 362 | 222 | 148 | 320 | 181 | 191 | 181 | 262 | 268 | 268 | 254 | 2,389 | |
| 4.5 | Children Treatment completed | 391 | 392 | 577 | 197 | 209 | 322 | 223 | 219 | 194 | 194 | 151 | 2,875 | |
| 6 | Casual patients treated | 230 | 252 | - | 68 | 48 | 11 | 2 | 656 | 473 | 473 | 14 | 1,754 | |
| 7 | Children with Dental Fluorosis | 1 | - | 11 | 1 | 9 | 2 | - | 2 | 8 | 8 | 1 | 35 | |
| 8 | Children with Malocclusion | 22 | 19 | 28 | 12 | 13 | 1 | 112 | 2 | 1 | 1 | - | 210 | |
| 18.1 | Number of schools screened | 45 | 30 | 56 | 25 | 16 | 29 | 20 | 33 | 20 | 20 | 18 | 292 | |
| 18.2 | Number of schools completed | 41 | 30 | 49 | 19 | 12 | 21 | 15 | 25 | 20 | 20 | 14 | 246 | |

Source: RDS , RDHS office, Jaffna

* - Relief duty station

Table No : 4.23 Registered Private Hospitals by MOH area - 2012

| S/ N | MOH Area | Name of the Hospital | Address | Name of the contact person | Contact No. | Fax Email | Bed strength |
|---------|------------|---|--|------------------------------|----------------------------------|---------------------|--------------|
| 1 | Sandilipay | Manipay Green Memorial Mission Hospital | Manipay | Dr.V.R.David | 021 - 222 2747 021- 321 6376 | - | 15 |
| 2 | Chankanai | Co-operative Hospital, Moolai | Karainagar Road, Moolai, Chulipuram | Mr.M.Gnaneswaran | 021 300 1445 | 021 225 0474 | 49 |
| 3 | Uduvil | Inuvil McLeod Mission Hospital | K.K.S.Road, Inuvil | Dr.V.R.David | 021-222 7669 | - | - |
| 4 | | Holy Cross Health Centre | 769, Beach Road, Jaffna | Rev. Sr. Lucina Pavilupillai | 021 - 222 2512 021 - 222 9639 | Holycen@sltnet.lk | 50 |
| 5 | | Sugantha Anaipanthi Nursing Home | 375, Navalur Road, Jaffna | Mr.N. Kunaratnam | 021 - 222 7312 | - | 40 |
| 6 | Jaffna | Northern Central Hospital | 342, Palaly Road, Jaffna | Dr.P.Kesavarajah | 021 - 222 2263 | nchjaffna@gmail.com | 50 |
| 7 | | New Yarl Hospital | 315, Palaly Road, Jaffna | Mr.A.Sripathamatsan | 021 - 222 3533 | - | 06 |
| 8 | Kopay | St. Luke's Methodist Hospital Missonary | Point Pedro Road, Puttur | Rev.C.N.Ravishankar | 021 222 2992 | | 02 |

Source: RDHS office, Jaffna

**Table No: 4.24 Registered Private Pharmacies by
DS / AGA Divisions - 2012**

| S/N | MOH Area | No. of pharmacies | No. of registered pharmacies | % of Registered |
|--------------|---------------------------------|-------------------|------------------------------|-----------------|
| 1 | Vali North (Tellipalai) | 03 | 01 | 33.3 |
| 2 | Vali South (Uduvil) | 10 | 04 | 40.0 |
| 3 | Vali South West (Sandilippay) | 10 | 01 | 10.0 |
| 4 | Vali West (Chankanai) | 09 | 03 | 33.3 |
| 5 | Thenmaradchchy (Chavakachcheri) | 05 | 02 | 40.0 |
| 6 | Vada South West (Karaveddy) | 09 | 04 | 44.4 |
| 7 | Vada North (Point Pedro) | 09 | 04 | 44.4 |
| 8 | Vali East (Kopay) | 08 | 02 | 25.0 |
| 9 | Nallur | 11 | 04 | 36.4 |
| 10 | Jaffna | 34 | 16 | 47.1 |
| 11 | Island North (Kayts) | 01 | - | - |
| 12 | Island South (Velanai) | - | - | - |
| Total | | 109 | 41 | 37.6 |

Table No: 4.25 Food handling Inspection in Jaffna District - 2012

| S/N | Industries | No. of Establishment | No. of Inspected | % |
|--------------|------------------------|----------------------|------------------|--------------|
| 1 | Food factories | 82 | 82 | 100.0 |
| 2 | Bottle water | 01 | 01 | 100.0 |
| 3 | Bakeries | 108 | 108 | 100.0 |
| 4 | Hotel & Restaurants | 386 | 386 | 100.0 |
| 5 | Tea & Coffee Boutiques | 215 | 215 | 100.0 |
| 6 | Cool bar | 29 | 29 | 100.0 |
| 7 | Ice cream factories | 51 | 51 | 100.0 |
| Total | | 872 | 872 | 100.0 |

Source: F & D, RDHS office, Jaffna

Health Status and Health Services Provision Indicators in Jaffna District 2010 - 2012

| S.No. | Indicators | 2010 | 2011 | 2012 |
|------------------------|--|-------------|-------------|--------------|
| 1.1 | No. of Live Births | 9,970 | 9,653 | 9,245 |
| 1.2 | Crude Birth Rate (No. of live births per 1,000 population) | 16.1 | 15.6 | 15.1 |
| 1.3 | No. of Deaths | 3,849 | 3,778 | 4,033 |
| 1.4 | Crude Death Rate (No. of Deaths per 1,000 population) | 6.2 | 6.1 | 6.6 |
| 1.5 | No. of Infant Deaths | 145 | 140 | 131 |
| 1.6 | Infant Mortality Rate (No. of infant deaths per 1,000 live births) | 14.5 | 14.5 | 14.1 |
| 1.7 | No. of deaths of children (1-5) years | 24 | 15 | 5 |
| 1.8 | Child Mortality Rate (No. of deaths of children (1-5 yrs) (Per 1000 children of the same age) | 0.58 | 0.33 | 0.12 |
| 1.9 | No. of Maternal Deaths | 05 | 08 | 12 |
| 1:10 | Maternal Mortality Rate (No. of Maternal deaths 100,000 live births) | 50.1 | 82.8 | 129.7 |
| HEALTH MANPOWER | | | | |
| 2.1 | No. of Medical Officers | 231 | 272 | 295 |
| | No. per 100,000 Population | 37 | 44 | 48 |
| 2.2 | No. of Dental Surgeon - | 28 | 28 | 31 |
| | No. per 100,000 Population | 4.5 | 4.5 | 5.0 |
| 2.2 | No. of Nurses - | 390 | 577 | 522 |
| | No. per 100,000 Population | 63.0 | 93.5 | 85.2 |
| 2.3 | No. of Pharmacists- | 36 | 32 | 38 |
| | No. per 100,000 Population | 5.8 | 5.1 | 6.2 |
| 2.4 | No. of M.L.T.- | 20 | 21 | 26 |
| | No. per 100,000 Population | 3.2 | 3.4 | 4.2 |
| 2.5 | No. of Public Health Midwives | 100 | 142 | 143 |
| | No. per 100,000 Population | 16.2 | 23.0 | 23.3 |
| 2.6 | No. of Public Health Inspectors | 69 | 64 | 46 |
| | No. per 100,000 Population | 11.2 | 10.4 | 7.5 |
| 2.7 | No. of Public Health Nursing Sisters | 02 | 02 | 01 |
| | No. per 100,000 Population | 0.3 | 0.3 | 0.2 |

| S.No. | Indicators | 2010 | 2011 | 2012 |
|-------------------------------------|---|--------------|--------------|--------------|
| HEALTH FACILITIES | | | | |
| 3.1 | No.of Hospital Beds | | | |
| | No.per 1,000 Population | 2,302 | 2,340 | 2,563 |
| | | 3.7 | 3.7 | 4.2 |
| 3.2 | No.of Maternity Beds | | | |
| | No.per 1,000 Population | 342 | 352 | 392 |
| | | 0.5 | 0.6 | 0.7 |
| 3.3 | Inpatients total No of discharges | | | |
| | No.of discharges per bed | 169,033 | 171,211 | 188,984 |
| | | 73.4 | 74.5 | 73.7 |
| 3.4 | Bed Occupancy Rate | | | |
| | | 62.5 | 61.4 | 63.7 |
| 3.5 | No.of Hospital Deaths - | | | |
| | No.per 1,000 inpatient discharges | 1,643 | 1,573 | 1,593 |
| | | 9.7 | 9.1 | 8.4 |
| COMMUNITY HEALTH | | | | |
| 4.1 | Percentage of Notified cases investigated | | | |
| | - No. notified | 4,738 | 2,325 | 2,893 |
| | No.of Investigated | 4,552 | 2,299 | 2,869 |
| | % of Investigated | 96.0 | 98.8 | 99.0 |
| 4.2 | Percentage of Households with adequate | | | |
| | latrine facilities - Rural | 72.9 | 66.9 | 76.8 |
| | Urban | 85.4 | 73.0 | 83.0 |
| | Estate | - | - | - |
| 4.3 | Percentage of Households with availability | | | |
| | of safe water Rural | 35.7 | 31.8 | 35.4 |
| | Urban | 62.6 | 48.7 | 75.8 |
| | Estate | - | - | - |
| 4.4 | Food Establishments - | | | |
| | Total Number | 891 | 860 | 872 |
| | Number examined | 891 | 860 | 872 |
| | % of total | 100.0 | 100.0 | 100.0 |
| Performance of MCH Indicator | | | | |
| 5.1 | Preg. women protect. with tetanus toxoid | | | |
| | No.of Delivered women | 8,403 | 8,250 | 8,167 |
| | Total no of Pregnant mothers protected TT at the time of delivery | 8,366 | 8,239 | 8,143 |
| | % Protected | 99.5 | 99.8 | 99.7 |
| 5.2 | Pregnant Women Registered : | | | |
| | Pregnant Mothers Registered by PHMM | 10,299 | 10,073 | 10,578 |
| | Estimated Total Pregnancies | 8,307 | 9,189 | 9,845 |
| | % registered | 124.0 | 109.6 | 107.4 |

| S.No. | Indicators | 2010 | 2011 | 2012 |
|------------|---|-------------|-------------|-------------|
| | Pregnant Mothers Registered at | | | |
| | < 8 weeks | 8,285 | 8,160 | 8,992 |
| | 8 - 12 weeks | 1,541 | 1,432 | 1,209 |
| | > 12 weeks | 473 | 481 | 377 |
| | No of Teenage Pregnant Mothers (< 20 years) | 464 | 440 | 419 |
| | % of Teenage Pregnancies | 4.5 | 4.3 | 3.9 |
| | No of Prime Mothers | 3,181 | 3,668 | 3,730 |
| | % of Prime Mothers | 30.8 | 36.4 | 35.2 |
| 5.3 | Pregnant women receiving clinic care | | | |
| | Number of first visits | 9,035 | 9,665 | 9,294 |
| | Total no of registered pregnancies | 10,299 | 10,073 | 10,578 |
| | % attending clinic | 87.7 | 95.9 | 87.8 |
| | Pregnant mothers protected with Rubella | 10,119 | 9,690 | 10,295 |
| | Total no of Pregnant mothers tested for VDRL (at the time of delivery) | 2,347 | 4,994 | 7,739 |
| | Total no of Pregnant mothers blood group tested (at the time of delivery) | 8,377 | 8,242 | 8,140 |
| 5.4 | Ante Natal Care | | | |
| | No of Pregnant mothers with BMI < 18.5 | 1,976 | 1,695 | 1,715 |
| | % of Pregnant mothers with BMI<18.5 at first list | 22.3 | 19.3 | 18.9 |
| | No of mothers tested for haemoglobin | 14,438 | 12,185 | 7,520 |
| | No of pregnant mothers with moderate anaemia (Hb < 11g/dl) | 3,332 | 3,873 | 1,929 |
| | No. of pregnant mothers with severe anaemia (Hb < 7g/dl) | 539 | 239 | 171 |
| 5.5 | Deliveries | | | |
| | All deliveries reported by PHM (field & Institution) | 8,403 | 8,250 | 8,167 |
| | No of Home Deliveries | 24 | 20 | 14 |
| | No. of deliveries conducted by trained personnel | 8 | 6 | 4 |
| | % conducted by trained personnel | 33.3 | 30 | 28 |
| 5.6 | Postnatal care | | | |
| | No. of mothers receiving Post Natal care (1st visit) within 10 days | 8,242 | 7,932 | 8,040 |
| | No. of delivery (registered by PHM) | 8,403 | 8,250 | 8,167 |
| | % of mothers Postnatal care atleast one postpartum within 10 days | 98.0 | 96.1 | 98.4 |
| 5.7 | Infant Care | | | |
| | No. of Live births in district (reported by PHM) | 9,970 | 9,653 | 8,152 |
| | No. Neonatal Deaths (Deaths during first 28 days of birth) | 100 | 97 | 91 |
| | Neonatal Mortality rate | 10.0 | 10.0 | 11.1 |
| | No of Post Neonatal deaths reported | 45 | 38 | 38 |
| | No of Perinatal deaths reported | 160 | 157 | 195 |
| | Infants receiving care at clinics at least once (1st visit) | 8,993 | 8,197 | 7,847 |
| | Infants under weight (< - 2 SD) | 387 | 449 | 402 |
| | % of under weight | 4.8 | 5.3 | 5.1 |
| | Infants under weight (< - 3 SD) | 31 | 35 | 44 |
| | % of under weight | 0.4 | 0.4 | 0.5 |

| S.No. | Indicators | 2010 | 2011 | 2012 |
|------------|---|-------------|-------------|-------------|
| 5.8 | Pre School care | | | |
| | 1 - 2 Years | | | |
| | Number weighted | 8,235 | 8,639 | 8,363 |
| | Pre school with under weight (< - 2 SD) | 1,141 | 1,010 | 1,024 |
| | % of Pre School with under weight | 13.8 | 11.6 | 12.2 |
| | Pre school with under weight (< - 3 SD) | 176 | 224 | 204 |
| | % of Pre School with under weight | 2.1 | 2.5 | 2.4 |
| | 2 - 5 Years | | | |
| | Number weighted | 28,137 | 24,784 | 25,804 |
| | Pre school with under weight (< - 2 SD) | 4,792 | 5,074 | 3,552 |
| | % of Pre School with under weight | 17.0 | 20.4 | 13.7 |
| | Pre school with under weight (< - 3 SD) | 449 | 842 | 769 |
| | % of Pre School with under weight | 1.6 | 3.3 | 2.9 |
| 5.9 | Family Planning - New Acceptors | | | |
| | No. of new acceptors of permanent methods | 1,372 | 1,385 | 1,342 |
| | No. of current users of modern methods of F.P. | 42,195 | 45,990 | 44,395 |
| | No. of eligible couples | 85,715 | 89,226 | 90,015 |
| | % of eligible couple using family planning Modern Method | 49.2 | 51.5 | 49.3 |
| 6.0 | School Health - | | | |
| | School taken up for SMI. | 405 | 418 | 432 |
| | Total No. of schools | 405 | 418 | 432 |
| | % of total taken up for SMI. | 100.0 | 100.0 | 100.0 |
| 6.1 | School Dental Health - | | | |
| | No. of school children | 28,350 | 36,084 | 33,641 |
| | Screened by School Dental Therapist | 22,977 | 24,415 | 25,465 |
| | % of Total No. to be screened | 81.0 | 67.6 | 75.6 |
| 7 | SPECIALISED CAMPAIGNS | | | |
| 7.1 | Malaria | | | |
| | No. of slides examined | 67,039 | 74,583 | 68,732 |
| | No. of slides positive for Malaria | 03 | 05 | 15 |
| | No. of slides positive for Pf. | - | 01 | 10 |
| | No. of slides positive for Pv. | 03 | 04 | 05 |
| | No. of houses sprayed | 2,929 | 1,527 | 1,195 |
| | No. of cases of Malaria | 03 | 05 | 15 |
| | No. of deaths | - | - | - |

| S.No. | Indicators | 2010 | 2011 | 2012 |
|------------|---|--------|--------|--------|
| 7.2 | TUBERCULOSIS | | | |
| | No.of Sputum Examined | 874 | 5,968 | 4,055 |
| | No.of New positive cases | 117 | 113 | 107 |
| | No. of new cases registered | 410 | 351 | 319 |
| | Total cases under treatment | 419 | 354 | 319 |
| | Sputum pulmomy positive cases | 117 | 115 | 121 |
| | Sputum pulmomy negative cases | 201 | 134 | 80 |
| | Extrapulmonary | 101 | 105 | 118 |
| | No. of deaths | 9 | 6 | 13 |
| | No.of completed treatment (last six month) | 208 | 153 | 115 |
| | No.of defaulters | 4 | 4 | 8 |
| | Defaulter rate | 0.1 | 1.1 | |
| 7.3 | FILARIASIS | | | |
| | No. of persons examined | - | - | - |
| | No. of positive | - | - | - |
| | Total attendance at Clinic | - | - | - |
| 7.4 | LEPROSY | | | |
| | No. of new cases detected | 12 | 34 | 26 |
| | No. of new cases registered | 12 | 34 | 26 |
| | Total cases under treatment | 20 | 30 | 26 |
| | No.of death due to Leprosy | - | - | - |
| 7.5 | S.T.D. | | | |
| | No of VDRL test conducted | 3,890 | 5,699 | 6,402 |
| | No of VDRL positive | 4 | 6 | - |
| | No of TPPA positive | 4 | 6 | - |
| | No. of HIV screening test conducted | 147 | 481 | 790 |
| | No of cases ELISA positive | 4 | - | 2 |
| | No. of HIV cases confirmed positive | 4 | - | 2 |
| | No. of HIV positive deaths (AIDS) | - | - | - |
| | No of syphilis cases | 4 | 6 | - |
| | No of Gonorrhoea case | 4 | 6 | 4 |
| | No of non Gonococcal cases | - | 15 | 23 |
| | No of cases with Chlamydia infection | - | - | - |
| | No of cases with Genital herpes | 3 | 8 | 18 |
| | No of cases with Genital warts | 5 | 7 | 7 |
| | No of cases with Chancroid | - | - | - |
| | No of cases with other venereal diseases | - | - | 3 |
| | No of cases with venereal diseases | 20 | 42 | - |
| | No of cases with non venereal diseases | 4017 | 80 | 95 |
| 7.6 | RABIES | | | |
| | No. of dogs vaccinated | 51,587 | 45,231 | 48,063 |
| | No. of dogs Strelized | 2,940 | 2,156 | 3,328 |
| | No.of Dogs Depo Injected | 1,835 | 1,784 | 1,575 |
| | No. of cases of Human rabies deaths | 01 | 01 | 01 |

| S.No. | Indicators | 2010 | 2011 | 2012 |
|------------|--|------|------|--------|
| 8.0 | Performance of NCD activities | | | |
| | No. of people screened at Hospital HLC | | | |
| | No. of people screened at Field HLC | | | 7,861 |
| | No. of people screened at Mobile HLC | | | 0 |
| | No. of people screened by other stakeholders | | | 2196 |
| | Total No. of people screened | | | 0 |
| | Number of public workplaces (offices/office complexes/factories) available | | | 10,057 |
| | No of public work places screened | | | 756 |
| | % of public work places screened | | | 112 |
| | No. of people present in the screened public work places | | | 14% |
| | No. of people screened | | | 1,712 |
| | % of people screened in the screened | | | 1,690 |
| | No. of private workplaces (offices/office complexes/factories) | | | 98.71% |
| | No. of private work places screened | | | 1445 |
| | % of private work places screened | | | Nil |
| | No. of people present at the screened private work places | | | Nil |
| | No. of people screened | | | Nil |
| | % of people screened | | | Nil |
| | No. of Health Institutions in your area | | | 55 |
| | No. of Health Institutions screened | | | 55 |
| | % of Health Institutions screened | | | 100% |
| | No. of Health workers in your area | | | 2,564 |
| | No. of Health workers screened | | | 2,544 |
| | % of Health workers screened | | | 99.21% |
| | Total no. of people screened (in HLCs, in workplaces, in health institutions) | | | 10,057 |
| | No. of Smokers detected | | | 604 |
| | % of smokers detected | | | 6.00% |
| | No. of Tobacco chewers (with betel) | | | 912 |
| | % of Tobacco chewers (with betel) | | | 9.06% |
| | No. of Alcoholics (B+C) ^a | | | 471 |
| | % of Alcoholics | | | 4.68% |
| | No. of BMI <18kg/m ² | | | 688 |
| | % of people with BMI <18kg/m ² | | | 6.85% |
| | No. of people with BMI 25-29.9 kg/m ² | | | 1826 |
| | % of people with BMI 25-29.9 kg/m ² | | | 18.16% |
| | No. of people BMI >30 kg/m ² | | | 294 |
| | % of people with BMI >30 kg/m ² | | | 2.93% |
| | No. of people with Blood Pressure ≥ 140/90 mmHg | | | 967 |
| | % of people with BP140/90 mmHg | | | 9.62% |
| | No. of people with Blood Glucose ≥126 mg/dl | | | 778 |
| | % of people with Blood Glucose ≥126 mg/dl | | | 7.74% |
| | For Health Workers | | | 12 |
| | For Community | | | 14 |
| | For Working Populations | | | 8 |
| | Number of people screened at the hospital HLCs | | | 7,861 |
| | Number of people screened in the Field & Mobile HLCs (including in workplaces) | | | 2,196 |
| | Total No. of people screened | | | 10,057 |
| | Number of people referred to the medical clinic | | | 588 |
| | Number referred for specialist care in secondary care hospital | | | 54 |
| | Number visited to HLC for follow up care | | | 162 |

MENTAL HEALTH SERVICES RDHS DIVISION, JAFFNA-2012

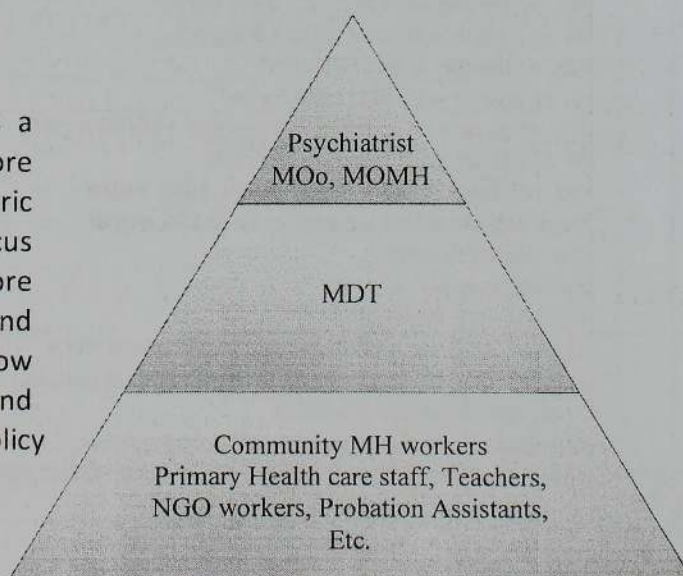
Mental health problems in Jaffna District are extremely common. In the face of huge need but with very limited resources, the mental health services have developed a tiered model of care, ensuring that the most specialized services are focused on the most severely affected, whilst the majority of common mental health problems are dealt with by empowering the community to manage them within its own resources. Forming a vital link between these two tiers is the multi-disciplinary team of staff who perform a wide range of interventions in support of the specialized services. Inter-sectoral coordination has been vital in this process.

Core mental health services offer acute inpatient care from two dedicated units and clinic services from six locations across the peninsula. Rehabilitation services are available both on an inpatient basis and in the form of a day services, offering therapeutic benefits and, for suitable patients, vocational training to enable them to earn a living. Two intermediate care units have been established for clients needing a six-month residential rehabilitation programme. A mobile community mental health team has been set up, which can visit the homes of patients who default from the clinic or who are referred from a range of agencies for mental health assessment. A Regional Addiction Rehabilitation Center can offer a 14-day residential programme for alcohol abusers.

Crucial to the vision of client-centered needs-led services is the increasing involvement and empowerment of service users and their families and work was in progress to establish a meeting place for them to increase their capacity to be an independent voice for consumers.

MODEL OF SERVICE DELIVERY

Thus the mental health service as a whole has gradually become more community-based with the psychiatric clinics and inpatient units able to focus on those clients who need more specialist treatment, creating the kind of tiered model of care, which is now widely adopted across the world, and is enshrined in The Mental Health policy of Sri Lanka.



At the same time, the needs of the most severely ill are not assumed to be confined to medical and nursing input, but are understood to be multifaceted, and to require a holistic response which addresses not only symptom control, but also all aspects of the client's life and that of the family. The multidisciplinary approach enables such a holistic response to be given.

INPATIENT UNITS

Base Hospital, Tellipalai

This hospital has been housed since 1999 in temporary buildings rented by the government from the private sector, and the psychiatric wards were not ideal. However, Tellipalai Base Hospital has been shifted to the new building at its own place on 1st of January 2012. There are 2 wards allocated for psychiatric ward for male and female patients.

The male ward has 10 rooms. 8 rooms are currently used as patient accommodation making 15 beds in total. Additional patients have to sleep on mats on the floor. One room is kept as a seclusion room for very disturbed patients, though in practice it is rarely used. The other room is used as an observation room. There are 5 toilets with attached bathrooms.

The female ward has 10 rooms, accommodating 15 beds in total. In the female section also a room has been modified for seclusion purposes, though it is open for most of the time. There are 5 toilets with attached bathrooms.

There is an Occupational Therapy Unit for inpatients with the attachment of a furnished kitchen and common hall.

The Consultant Psychiatrist provides the consultant coverage of the services and visits BH Tellipalai for ward rounds, teaching and conducting clinics. At other times, medical cover is provided by the recently appointed MOMH and the hospital's medical officers. There is a huge shortage of nursing officers to these wards and most of the time a shift is covered by only one nursing officer.

Key indicators are shown in the following Table, based on the admissions in 2012. (Data missing for 12 male and 14 female patients)

Table: Key Indicators for Psychiatric Admissions BH Tellipalai - 2012

| | Admissions | Occupied Bed Days | Mean LOS in days | Median LOS in days | Mean No: Patients per day | No: of beds | Percentage Bed Occupancy |
|---------------|------------|-------------------|------------------|--------------------|---------------------------|-------------|--------------------------|
| Male | 358 | 5,395 | 15.1 | 12 | 14.7 | 15 | 98% |
| Female | 451 | 10,354 | 23.0 | 12 | 28.3 | 15 | 189% |
| All | 809 | 15,749 | 19.5 | 12 | 43.0 | 30 | 143% |

LOS -> Length of Stay

Base Hospital, Point Pedro

The psychiatry unit in the Base Hospital, Point Pedro is housed in old and unsuitable buildings. The plan of building of a new ward complex has been approved by the authorities. The male ward has 10 beds and there is a small seclusion room for disturbed patients. The female ward has 10 beds.

As at Tellipalai, there is a severe shortage of staff: the Medical Officer / Psychiatry conducts ward rounds and clinics. There are just 4 nurses in total, none of whom has specialist mental health training: this means that the two wards has to be supervised by just one nurse per shift, supported by one or two attendants. An additional nurse attends the morning clinic session.

Key Indicators are shown in Table below based on the admissions in 2012 for which a discharge date was recorded

Table: Key Indicators for Psychiatric Admissions BH Point Pedro 2012

| | Admissions | Occupied Bed Days | Mean LOS in days | Median LOS in days | Mean No: Patients per day | No: of beds | Percentage Bed Occupancy |
|---------------|------------|-------------------|------------------|--------------------|---------------------------|-------------|--------------------------|
| Male | 160 | 2,925 | 18.3 | 9 | 8.0 | 10 | 80% |
| Female | 156 | 2,009 | 12.9 | 9 | 5.5 | 10 | 55% |
| All | 316 | 4,934 | 15.6 | 9 | 13.5 | 20 | 67% |

Los -> Length of Stay

STAFF POSITION IN THE BH TELLIPALAI AND POINT PEDRO-2012

| S/N | Staff Position | B.H, Tellipalai | | BH, Point Pedro | |
|-----|---------------------------|---------------------|-------------|--------------------------------|-------------|
| | | Existing Staff | Requirement | Existing Staff | Requirement |
| 01 | Consultant Psychiatrist | Visiting from T.H.J | 01 | Consultant Coverage From T.H.J | 01 |
| 02 | M.O Psychiatry | 01 | 02 | Visiting from T.H.J | 02 |
| 03 | M.O / Mental Health | 01 | Nil | Nil | 01 |
| 04 | Nursing Officer | 09 | 15 | 04 | 01 |
| 05 | Psychiatric Social Worker | 01 (Acting) | 01 | Nil | 01 |
| 06 | Occupational Therapists | Nil | 01 | 02 | 01 |
| 07 | Trained Psychiatric Nurse | 02 | 06 | Nil | 08 |
| 08 | Attendants | 18 | 01 | 07 | 07 |
| 09 | Labourers | 04 | 02 | 06 | Nil |

CLINICS

New patients are seen for assessment and old patients for follow-up at out-patients clinics available in six locations across the peninsula.

Table: Schedule of Psychiatric Outpatient Clinics

| Psychiatric Clinic | Mon | Tue | Wed | Thu | Fri | Sat | Sun | Total Clinics Per Week |
|-----------------------------------|----------|----------|----------|------------------|----------|------------------|----------|------------------------|
| Teaching Hospital Jaffna | ✓ | ✓ | ✓ | ✓ | ✓ | ✓ | x | 6 |
| Base Hospital Tellipalai | ✓ | x | ✓ | ✓ | x | x | x | 3 |
| Base Hospital Point Pedro | x | ✓ | x | ✓ | x | x | x | 2 |
| Base Hospital Chavakachcheri | x | x | ✓ | x | x | x | x | 1 |
| Divisional Hospital Velanai | x | x | x | x | x | ✓ Fortnightly | x | 0.5 |
| Divisional Hospital Maruthankerny | x | x | x | ✓ Fortnightly | x | x | x | 0.5 |
| Total | 2 | 2 | 3 | 3.5 | 1 | 1.5 | x | 13 |

Psychiatric Clinic Attendance -2012

| S/N | Hospitals | Out - Patient Unit | | | |
|-----|--------------------|--------------------|-------|-------------|-------|
| | | First Visit | | Follow - up | |
| | | M | F | M | F |
| 1 | TH, Jaffna | 1,260 | 1,759 | 27,985 | |
| 2 | BH, Tellipalai | 68 | 81 | 3,474 | 4,439 |
| 3 | BH, Point Pedro | 105 | 136 | 3,271 | 3,911 |
| 4 | BH, Chavakachcheri | 54 | 73 | 1,473 | 2,248 |
| 5 | DH, Velanai | 14 | 42 | 502 | 740 |
| 6 | DH, Maruthankerny | 6 | 22 | 88 | 176 |

REHABILITATION SERVICES

A range of rehabilitation services are offered both in hospital and in the community, the precise extent of these varying from time to time with the availability of resources.

For some patients, the activities are equivalent to occupational therapy: the patient benefits from having something to do, and develops his/her cognitive and social skills, even though there is no prospect of returning to work. Other patients may, after a time, be encouraged to focus on activities from which they may derive income to contribute to their family economy, even if they will never be fully self-supporting.

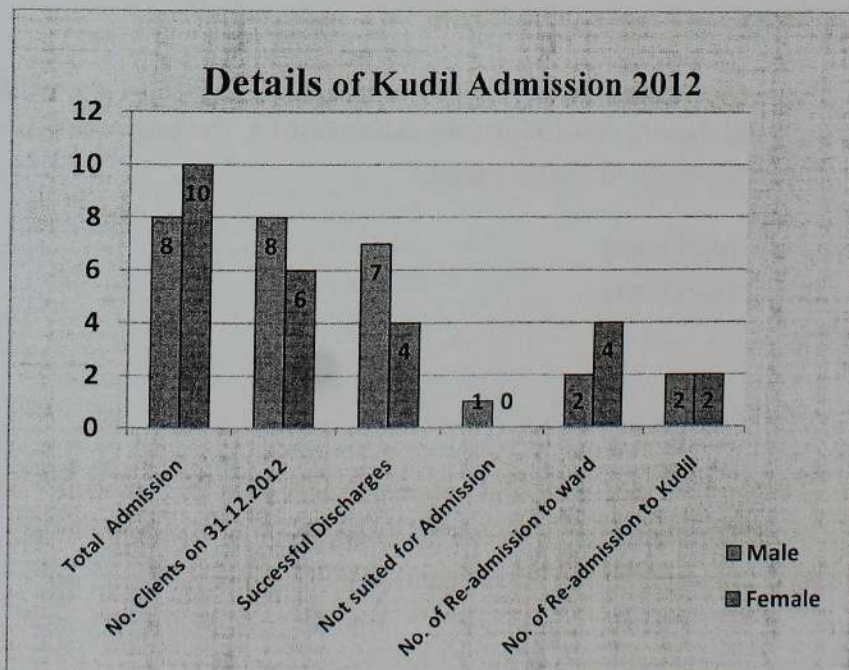
A third group may be able to progress to engage in vocational training with the aim of earning their own living in the future. Patients at different points in this "Stepped" rehabilitation may at times be working in the same group.

Intermediate Care Units

Major mental disorders reduce the capacity to function normally and may lead to a life dependent on others. Rehabilitation to bringing normalcy takes considerable effort and institutionalization. Rehabilitation to regain lost life skills and the journey towards normalcy takes considerable amount of time. It was with this objective, that the "Half way home" was established and "Kudil" in Jaffna developed on these lines.

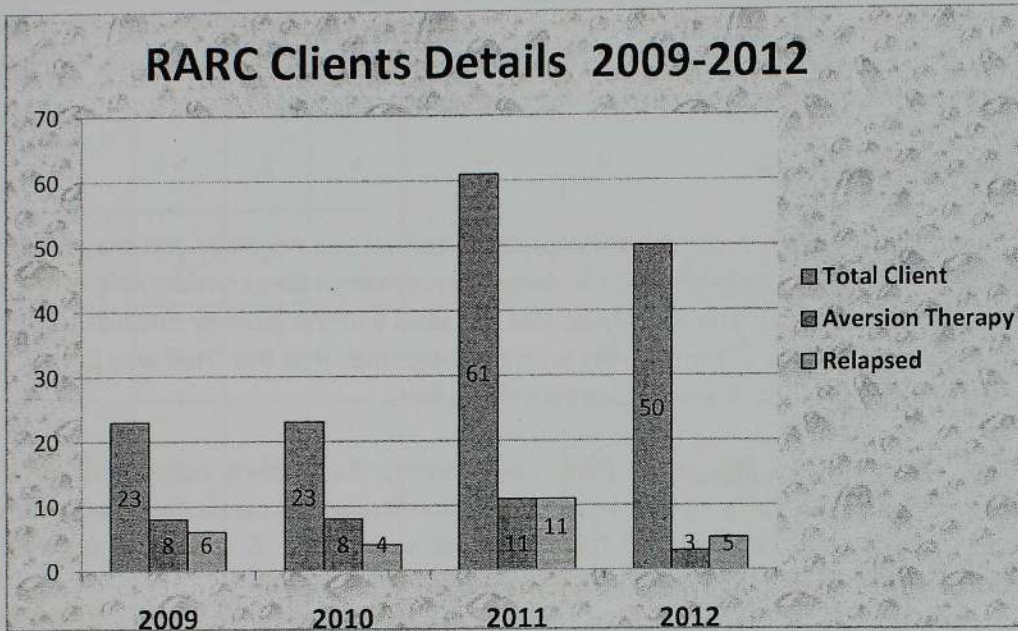
Two intermediate care units (half way homes), have been opened to provide residential rehabilitation close to the acute units. The first which caters for 6 women was opened at Tellipalai on October 1st 2007 and the second for 6 men was opened at Manthikai, Point Pedro on January 16th 2008.

Following diagram reflects the status of both intermediate care units in 2012.



Addiction Services

In 2008, a four-bedded Regional Addiction Rehabilitation Center (RARC) was opened at BH Tellipalai. The RARC is now able to offer a structured 14-day residential rehabilitation programme, with input from the Alcohol Counselor, Gender Based Violence Workers, Teacher Counselors, Occupational Workers and PSW. The team meets once in two weeks to discuss their client's progress. After discharge, the alcohol counselor follows up clients on a weekly basis. However, there has been some reluctance on the part of clients to come into the residential unit, and it has been running below capacity.



Mobile Community Mental Health Team

A Mobile Community Mental Health Team was started in 2007 for providing support to mentally ill client and their families across the Jaffna District. The team consists of the following members of the multidisciplinary team:

- Medical officer (part time)
- Nursing Officer (part time)
- Counselors
- Driver

This team visiting field 3 days in a week and providing services to the "difficult" clients in the community and giving depot injections where necessary and monitor their status. This team has made 186 visits in 2012 and provided assistant to 60 clients.

GBV DESK

In response to the increasing number of gender based violence and its harmful effects in the community, an information and intervention centre on Gender Based Violence (GBV) was established in 2008 with the nick name of "GBV Desk" at Teaching Hospital, Jaffna. It is being administered by the RDHS, Jaffna and technically guided by the District Psychiatrist. Women Development Officers from the DS Offices, who attend to the GBV cases, arrive at the desk on a rotation basis. The following number of cases was reported at this desk in the year 2012.

Reported Cases at GBV Desk 2012

| No | Type Of Abuse | Jaffna | Nallur | Sandilipay | Chanakanai | Uduvil | Tellipalai | Kopay | Chavakachcheri | Karaveddy | Point Pedro | Karainagar | Velanai | Kayts | Delft | Maruthankenery | Total |
|--------------|--|-----------|-----------|------------|------------|-----------|------------|-----------|----------------|-----------|-------------|------------|----------|----------|----------|----------------|------------|
| 1 | Domestic Violence | 22 | 19 | 20 | 32 | 18 | 13 | 38 | 9 | 6 | 7 | 2 | 2 | 2 | 0 | 0 | 190 |
| 2 | Pre Marital Affairs /Cheating (UMP) | 3 | 6 | 5 | 13 | 3 | 6 | 14 | 11 | 0 | 5 | 4 | 2 | 2 | 1 | 0 | 75 |
| 3 | Social / Economic / Psychological / Emotional Violence | 5 | 3 | 6 | 3 | 1 | 1 | 3 | 2 | 0 | 0 | 0 | 0 | 1 | 0 | 1 | 26 |
| 5 | Extra Marital Affairs (Illegal Pregnancy) | 3 | 2 | 1 | 2 | 5 | 2 | 6 | 4 | 0 | 3 | 0 | 0 | 1 | 0 | 0 | 29 |
| 6 | Sexual Abuse (Age 18 and below) | 0 | 0 | 0 | 1 | 0 | 0 | 0 | 0 | 0 | 0 | 0 | 0 | 0 | 0 | 0 | 1 |
| 7 | Illegal Abortion | 1 | 0 | 0 | 0 | 0 | 0 | 1 | 2 | 1 | 1 | 0 | 0 | 0 | 0 | 0 | 6 |
| 8 | Rape | 0 | 0 | 0 | 0 | 0 | 0 | 1 | 1 | 0 | 0 | 0 | 0 | 0 | 0 | 0 | 2 |
| Total | | 34 | 30 | 32 | 51 | 27 | 22 | 63 | 29 | 7 | 16 | 6 | 4 | 6 | 1 | 1 | 329 |

Mental behavioral Disorders (By Institutions) in the Hospital Admissions -2012

| S/N | Disease | Disease no | TH, Jaffna | BH Point Pedro | BH Tellipalai | BH,Chavakachcheri | DH,Valvettithurai | BH,Kayts | DH, Delft | DH,Analaitivu | DH,Atchuvvely | DH,Chanakanai | DH,Karainagar | DH,Kopay | DH Pandatharipu | DH,Nainativu | DH,Vaddukoddai | DH,Velana | DH,Kodikamam | Total |
|--------------|--|------------|------------|----------------|---------------|-------------------|-------------------|-----------|-----------|---------------|---------------|---------------|---------------|-----------|-----------------|--------------|----------------|-----------|--------------|--------------|
| 1 | Dementia | 94 | 37 | 3 | 4 | 9 | - | - | - | - | - | - | - | - | - | - | - | - | - | 53 |
| 2 | Alcohol abuse | 95 | 45 | 20 | 97 | 19 | 15 | 2 | - | - | 1 | - | - | - | - | - | - | 3 | - | 199 |
| 3 | Psycho active substance use | 96 | 2 | 2 | | 2 | 1 | - | - | - | - | 1 | - | - | - | - | - | 1 | - | 8 |
| 4 | Schizophrenia, Schizotypal & Delusional Disorder | 97 | 75 | 263 | 678 | 3 | 30 | - | - | 1 | - | - | - | - | - | - | 1 | 2 | - | 1,051 |
| 5 | Mood(Affective Disorder) | 98 | 242 | 71 | 87 | 18 | 1 | 3 | - | - | - | - | - | - | 3 | 2 | - | 2 | 3 | 427 |
| 6 | Neurotic, Stress related Somatoform Disorder | 99 | 123 | 7 | 21 | 17 | 1 | 4 | - | - | - | - | - | 29 | - | - | 2 | 4 | | 204 |
| 7 | Mental retardation | 100 | 3 | | 4 | - | - | 1 | - | - | - | - | - | - | - | - | - | - | 1 | 8 |
| 8 | Behavioral Emotional Disorder (child hood and Adolescence) | 101 | - | - | - | 5 | - | - | - | - | - | - | - | - | - | - | - | - | - | 5 |
| 9 | Other mental & behavioral Disorders | 102 | 4 | 59 | 18 | 8 | 7 | 1 | 2 | | 201 | | 5 | 8 | - | - | - | - | - | 313 |
| Total | | | 531 | 425 | 909 | 81 | 55 | 11 | 2 | 1 | 202 | 1 | 5 | 37 | 3 | 2 | 3 | 12 | 4 | 2,284 |

Annual Implementation Programme - 2012 Progress Report up to 31.12.2012

Sector: Health
District: Jaffna

| S.No | Name of Project | Allocation (SLR) | Expenditure |
|--------------------|-----------------|------------------|--------------|
| 1 | PSDG | 50.09 | 35.57 |
| 2 | Unicef | 7.99 | 7.99 |
| 3 | GAVI/HSS | 5.10 | 4.50 |
| 4 | NECORD | 20.80 | 18.00 |
| 5 | GFATM | 47.26 | 9.76 |
| Grant Total | | 131.24 | 75.82 |

Source: RDHS office , Jaffna

SUMMARY RECURRENT EXPENDITURE-2012

RDHS OFFICE JAFFNA

| HEAD | PROGRAMME | PROJECT | PROGRAMME TITLE | ALLOCATION | | EXPENDITURE | | % | |
|--------------------|-----------|---------|---------------------------------|----------------|----------------|----------------|----------------|-------|-------|
| | | | | 2011 | 2012 | 2011 | 2012 | 2011 | 2012 |
| 451 | 70 | 4 | Regional Administration & Staff | 46,574,000.00 | 46,780,000.00 | 50,115,616.09 | 58,180,451.66 | 107.6 | 124.1 |
| 451 | 71 | 5 | Patient Care Service | 405,782,000.00 | 431,463,500.00 | 439,973,380.81 | 498,907,783.36 | 108.4 | 101.9 |
| 451 | 72 | 6 | Community Health Service | 108,990,000.00 | 131,180,000.00 | 124,527,863.68 | 162,053,859.54 | 114.3 | 123.5 |
| Grand Total | | | | 561,346,000.00 | 609,423,500.00 | 614,616,860.58 | 719,142,094.56 | 109.5 | 117.9 |

Source: FRM unit, RDHS office, Jaffna

RDHS OFFICE - JAFFNA - 2012

ALLOCATION

| Object Code | 1001-1006 | 1101- 1102 | 1201-1207 | 1301-1303 | 1401-1407 | 1903-1905 |
|-----------------------|-----------------------|---------------------|----------------------|-------------------------|----------------------|------------------------|
| Programme | Personal Emoluments | Travelling Expenses | Supplies | Maintenance Expenditure | Contractual Services | Other Rec. Expenditure |
| | 2012 | 2012 | 2012 | 2012 | 2012 | 2012 |
| ALL ALLOCATION | 516,102,000.00 | 4,105,000.00 | 39,167,000.00 | 15,500,000.00 | 30,239,500.00 | 3,880,000.00 |

RDHS OFFICE JAFFNA - 2012

EXPENDITURE

| Object Code | 1001-1006 | 1101 | 1201-1207 | 1301-1303 | 1401-1407 | 1903-1905 |
|--------------------------|-----------------------|---------------------|----------------------|-------------------------|----------------------|------------------------|
| Programme | Personal Emoluments | Travelling Expenses | Supplies | Maintenance Expenditure | Contractual Services | Other Rec. Expenditure |
| | 2012 | 2012 | 2012 | 2012 | 2012 | 2012 |
| RDHS [70] | 38,313,427.50 | 1,653,292.23 | 7,871,140.38 | 5,118,608.22 | 3,560,323.64 | 1,663,659.69 |
| All Hospitals [71] | 424,711,017.44 | 1,815,433.80 | 36,756,796.40 | 12,493,066.30 | 21,584,137.18 | 1,547,331.94 |
| MOHH [72] | 150,407,551.21 | 4,155,016.61 | 2,781,898.61 | 2,035,601.73 | 1,224,533.68 | 1,449,257.70 |
| Total Expenditure | 613,431,996.15 | 7,623,742.64 | 47,409,835.39 | 19,647,276.25 | 26,368,994.50 | 4,660,249.33 |

RDHS OFFICE - JAFFNA - 2012

ALLOCATION

| Object Code | 1001-1006 | 1101- 1102 | 1201-1207 | 1301-1303 | 1401-1407 | 1903-1905 |
|----------------|---------------------|---------------------|---------------|-------------------------|----------------------|------------------------|
| Programme | Personal Emoluments | Travelling Expenses | Supplies | Maintenance Expenditure | Contractual Services | Other Rec. Expenditure |
| | 2012 | 2012 | 2012 | 2012 | 2012 | 2012 |
| ALL ALLOCATION | 516,102,000.00 | 4,105,000.00 | 39,167,000.00 | 15,500,000.00 | 30,239,500.00 | 3,880,000.00 |

RDHS OFFICE JAFFNA - 2012

EXPENDITURE

| Object Code | 1001-1006 | 1101 | 1201-1207 | 1301-1303 | 1401-1407 | 1903-1905 |
|--------------------|---------------------|---------------------|---------------|-------------------------|----------------------|------------------------|
| Programme | Personal Emoluments | Travelling Expenses | Supplies | Maintenance Expenditure | Contractual Services | Other Rec. Expenditure |
| | 2012 | 2012 | 2012 | 2012 | 2012 | 2012 |
| RDHS [70] | 38,313,427.50 | 1,653,292.23 | 7,871,140.38 | 5,118,608.22 | 3,560,323.64 | 1,663,659.69 |
| All Hospitals [71] | 424,711,017.44 | 1,815,433.80 | 36,756,796.40 | 12,493,066.30 | 21,584,137.18 | 1,547,331.94 |
| MOHH [72] | 150,407,551.21 | 4,155,016.61 | 2,781,898.61 | 2,035,601.73 | 1,224,533.68 | 1,449,257.70 |
| Total Expenditure | 613,431,996.15 | 7,623,742.64 | 47,409,835.39 | 19,647,276.25 | 26,368,994.50 | 4,660,249.33 |

ACHIVEMENTS IN THE YEAR – 2012

To improve preventive care for communicable and non communicable disease

- **Source of Fund: GAVI / HSS**
 - Improvement of Gramodhaya Health Centre at Panakam.
 - Improvement of Gramodhaya Health Centre at Sankuveli.
 - Improvement of Gramodhaya Health Centre at Neervely.
 - Improvement of Gramodhaya Health Centre at Uduthurai.
 - Improvement of Gramodhaya Health Centre at Pannakam.
 - Improvement of Gramodhaya Health Centre at Kudathanai.
 - Improvement of Gramodhaya Health Centre at Maravanpulavu.
 - Improvement of Gramodhaya Health Centre at Kuddiyapulam.

- Conduct training programs for supervising staff on monitoring and supervision in a developed health system

- Conduct in service training Programmes for all PHC staff

To improve Quality of curative health care services

- **Source of Fund : Ministry of Economic Development – Emergency North Recovery project**
 - Re-construction of Primary Medical Care Unit at Mulliyam
 - Re-construction of Divisional Hospital at Maruthankerny
 - Provision of Medical Equipment at Base Hospital, Tellipalai

- **Source of Fund: Budget Proposal – 2012 (Line Ministry)**

Improvement of Infrastructure facilities at following Hospitals

 - Divisional Hospital Nainativu
 - Divisional Hospital Analaitivu
 - Divisional Hospital Chankanai
 - Divisional Hospital Kopay
 - Divisional Hospital Alaveddy
 - Divisional Hospital Pandatharippu
 - Divisional Hospital Gurunagar

- Primary Medical Care Unit Chunakam
 - Primary Medical Care Unit Erlalai
 - Primary Medical Care Unit Puttur
 - Primary Medical Care Unit Kokuvil
- **Source of Fund: Healthy life style Center (Line Ministry)**
- Improvement of Infrastructure facilities at following Hospitals
 - Base Hospital Point Pedro
 - Base Hospital Kayts
 - Divisional Hospital Chankanai
 - Divisional Hospital Manipay
 - Divisional Hospital Kondavil
 - Divisional Hospital Alaveddy
 - Divisional Hospital Velanai
 - Divisional Hospital Gurunagar
 - Primary Medical Care Unit Uduvil
 - Primary Medical Care Unit Urumpirai
 - Primary Medical Care Unit Kokuvil
 - Primary Medical Care Unit Varani
- **Source of Fund: Provincial Specific Development Grant (PSDG)**
- Re-construction of Mortuary at Divisional Hospital, Atchchuvely
 - Re-construction of Maternity ward at Base Hospital, Tellipalai
 - Construction of Primary Medical Care unit at Kurumpasiddy
 - Re construction of Midwife Quarters at Punguduthivu
 - Re construction of Mortuary at Base Hospital Chavakachcheri
 - Construction of Regional Training Centre at Pannai
 - Construction of MOH Office at Velanai
 - Reconstruction of Primary Medical Care unit at Kaithady
- **Source of Fund: Global Fund for Aids, Tuberculosis and Malaria (GFATM)**
- Construction of Regional Malaria Office at Pannai.
 - Construction of Twin Quarters at Pannai.
 - Improvement of Tuberculosis cultural Lab at Divisional Hospital, Chankanai.

- **Source of Fund: Ministry of Economic Development (NECORD)**
 - Re-construction of Paramedical Block at Divisional Hospital, Valvettithurai.

- **Source of Fund: Unicef**

- Monitoring & Evaluation (Strengthening nutrition information system).
- Social mobilization & Nutrition exhibition.
- Social mobilization & enhance IPC skills.
- Capacity Building/Adolescent Nutrition.
- Training on New maternal package including PMTCT for preventive health staff.
- Awareness creation on HIV/Aids among teachers' trainees.
- Teachers training on adolescent nutrition & reproductive health.
- Training on School health club members and teachers in-charges.
- Improvement of Sanitation facilities in hospitals.

Telephone Directory - 2012 RDHS Division - Jaffna

**Name of the RDHS :-
Address:-**

Regional Directorate of Health Services, Jaffna
572 / 3, Hospital Road ,Jaffna.

Email :- rdhsjaffna@sitnet.lk , Website: www.jaffnahealth.org, Telephone No:- 021-2222278 , Fax:- 021-2229971

| Designation & Name | Direct Phone | Mobile Phone | e-mail |
|--|--------------|--------------|--|
| Regional Director of Health Services Dr.A.Ketheeswaran | 021 222 3725 | 077 6043848 | drakethes64@gmail.com |
| Deputy Regional Director of Health Services Dr.(Ms).S.Sivarani | 021 2221815 | 077 5850044 | |
| Additional Deputy Director(Finance)/ Accountant Mr.K.S.Kajenthiran | 021 2226253 | | addfhs@sitnet.lk |
| Administrative officer Mrs.S.Sumathy | 021 2229972 | | |
| Regional Epidemiologist Dr.S.Sivaganesh | 021 4923481 | 077 3053081 | rejaffna@yahoo.com |
| MO / MCH Dr.(Mrs).J.T. Sivashangar | 021 2223662 | 077 1547590 | |
| Regional Dental Surgeon Dr.S.Balakumar | | 071 4501468 | |
| RMO / AMC Dr.A.Jeyakumaran (Actg.) | 021 2227924 | 077 3715955 | |
| MO / Planning , Planning Unit | 021 2228968 | | |

Other Institutions - RDHS Division, Jaffna

| Institution | General | Institution | General |
|----------------------------------|--------------|---------------------|--------------|
| Regional Training Centre, Jaffna | 021 222 9976 | RMSD, Jaffna | 021 222 9617 |
| Bio Medical Unit, Jaffna | 021 222 1136 | Rabies Control Unit | 021 320 5796 |
| Cancer Unit, Tellipalai | 021 321 6572 | Psychosocial unit | 021 222 3911 |
| Chest Clinic, Jaffna | 021 222 2494 | SMO office, Jaffna | 021 222 4930 |

| Institution | General | Direct | Fax Number |
|----------------------------|--------------|---------------------------|--------------|
| Teaching Hospital - Jaffna | 021 222 2261 | Director - 021 222 7351 | 021 222 2262 |
| | 021 222 3348 | Accountant - 021 222 3149 | |
| | 021 222 2301 | AO I - 021 222 2260 | |
| | 021 222 2302 | AO II - 021 222 7764 | |
| | 021 222 2303 | NTS - 021 222 2736 | |
| Blood Bank - 021 222 3063 | | | |

| Base Hospitals - RDHS Division, Jaffna | | | |
|--|--------------|--------|--------------|
| Institution | General | Direct | Fax Number |
| BH PointPedro | 021 226 3261 | | |
| BH Tellipalai | 021 226 3262 | | 021 2263262 |
| | 021 321 2614 | | |
| | 021 227 0661 | | |
| BH Chavakachcheri | 021 227 0662 | | |
| BH Kayts | 021 321 2660 | | 021 227 0032 |

Divisional Hospitals - RDHS Division, Jaffna

| Institution | General | Institution | General |
|---------------|--------------|-------------------|--------------|
| DH Ampan | 021 320 7156 | DH Kondavil | 021 205 3701 |
| DH Alaveddy | 021 224 2060 | DH Manipay | 021 225 5960 |
| DH Analaitivu | 021 321 3584 | DH Maruthankerny | 021 321 3621 |
| DH Atchuveley | 021 205 8047 | DH Nainativu | 021 321 3583 |
| DH Chankanai | 021 225 0079 | DH Pandatharippu | 021 321 3585 |
| DH Delft | 021 321 3577 | DH Pungudutivu | 021 320 5759 |
| DH Gurunagar | 021 222 0678 | DH Ilavalai | 021 300 1237 |
| DH Karainagar | 021 321 6573 | DH Vaddukodai | 021 321 3582 |
| DH Karaveddy | 021 226 4608 | DH Valvettithurai | 021 226 3530 |
| DH Kodikamam | 021 321 3619 | DH Varany | 021 201 0804 |
| DH Kopay | 021 223 0070 | DH Velanai | 021 321 3570 |

Primary Medical Care Unit - RDHS Division, Jaffna

| Institution | General | Institution | General |
|-----------------------|--------------|------------------|---------------|
| PMCU Chunnakam | 021-224 2061 | PMCU Puttur | 021-300 1232 |
| PMCU Erlalai | 021-300 1226 | PMCU Tholpuram | 021-225 0733 |
| PMCU Inuvil | 021-224 1839 | PMCU Uduvil | 021-225 5247 |
| PMCU Kaithady | 021-205 7107 | PMCU Urumpirai | 021-223 1061 |
| PMCU Kokuvil | 021-221 2344 | PMCU Vaddukoddai | 021-225 0808 |
| PMCU Point Pedro | 021-300 1230 | PMCU Eluwaitivu | 021-321 3615 |
| PMCU Punnalaikadduvan | 021-300 1231 | PMCU Jaffna | 021- 205 2204 |

MOH Offices

| Institution | General | Institution | General |
|--------------------|--------------|-----------------|--------------|
| MOH Chankanai | 021-225 0732 | MOH Nallur | 021-205 3702 |
| MOH Chavakachcheri | 021-227 0014 | MOH Point Pedro | 021-226 4482 |
| MOH Jaffna | 021-222 2645 | MOH Sandilipay | 021-225 5248 |
| MOH Karaveddy | 021-320 7153 | MOH Tellippalai | 021-224 1182 |
| MOH Kayts | 021-321 3588 | MOH Uduvil | 021-224 1183 |
| MOH Kopay | 021-223 1060 | MOH Velanai | 021 321 3617 |

110 Telephone Numbers

| General |
|--------------|
| 110 |
| 021-222 5555 |
| 021-373 7700 |
| 021-320 5250 |

Ministry of Health & IM , Northern Province, Health Village, Pannai, Jaffna

| Designation & Name | General Phone | Direct Phone | e-mail /Website Address |
|------------------------|-----------------------------------|--------------|-------------------------|
| Secretary | 021-222 0807 Fax: 021 222 0806 | 021-222 0800 | mhealthnpc@gmail.com |
| Assistant Secretary | | 021-222-0804 | |
| Director Planning | | 021-222-0802 | |
| Chief Accountant | | 021-222 0801 | |
| Administrative officer | | 021-222 0803 | |
| BME | | 021-222-0805 | |
| Chief Cleark | | 021-222-0807 | |

Provincial Directorate of Health Services, Northern Province, Health Village, Pannai, Jaffna

| Designation | General Phone | Direct Phone | e-mail / Website Address |
|------------------------|-------------------|--------------|----------------------------|
| Provincial Director | 021-222 0818 | 021-222 0811 | pdhshnp@gmail.com |
| DPD(Adm) | Fax - 021 2220819 | | |
| Accountant | | 021-222 0813 | |
| Administrative officer | | 021-222 0812 | |
| Planning unit | | 021-222 0814 | |
| MO Planning | | 021-222 0815 | healthplanningnp@gmail.com |
| PPO | | 021-222 8016 | |
| | | 021-2220816 | |

Ministry of Health, 385, Ven. Baddegama Wimalawansa Thero Mawatha, Colombo 10.

Tel. No: 011-2698507/2694033/2675449/2669192

| Institution | General Phone | Direct Phone | e-mail / Website Address |
|--|----------------------------|--------------|---------------------------------|
| Secretary / Ministry of Health | 011 2698511, 011 2698517 | | secretary.health.sl@gmail.com |
| Director General of Health Services | | 011 2694860 | dghs@health.gov.lk |
| Deputy Director/ Medical Statistics Unit | 011 2695734 | 011 2695734 | medicalstatisticsunit@gmail.com |
| Director/ Medical Supplies Division | 011 2686529, 011 2636528, | 011 2694111 | msddir@sit.lk |
| Director/ Medical Technology & Supplies | 011 2687744, 011 2687743 | 011 2695173 | |
| | 011 2506973, 011 2368070, | | |
| | 011 2369931 | 011 2369936 | |
| Director/ National Blood Transfusion Service | 034 2222264, 034 2222001 | 034 2226319 | |
| Director/ National Institute of Health Sciences, | | | |
| Director/ National Programme for TB Control & | | | |
| Chest Diseases | 011 2368386 | 011 2368276 | dnptccd@gmail.com |
| Director / Public Health Veterinary Service | 011 2368524 | 011 2501709 | pubvet@gmail.com |
| Director /STD/AIDS Control Programme | 011 2667163, 011 2667029 | 011 2695183 | info@aidscontrol.gov.lk |
| DDG / Bio Medical Engineering Services | 011 2691916, 011 2694479 | 011 2697174 | |
| Director / Cancer Control Programme | | 011 2368627 | |
| National Coordinator / Dengue Control Unit | 011 2368416 | 011 2368417 | |
| Chief Epidemiologist / Epidemiology unit | 011 2695112, 011 24740491, | | |
| Director/ Family Health Bureau | 011 24334841 | 011 4740491 | chepid@sitnet.lk |
| Director/ Health Education Bureau | 011 2696677, 011 2699332 | 011 2696508 | fhb_dir@sit.lk |
| Director / Malaria Control Programme | 011 2696606, 011 2696142 | | healthedu@sitnet.lk |
| | 011 2588408, 011 2368173 | 011 2588947 | antimal@sitnet.lk |
| Director/ Medical Research Institute | 011 2693532, 011 2693533, | | |
| | 011 2693534 | 011 2677715 | director@mri.gov.lk |

Other RDHS Divisions in Northern Province

| Institution | General Phone | Direct Phone | e-mail / Website Address |
|--------------------|--|--------------------|--|
| RDHS / Vavuniya | 024 222 2893 [Gen] 024 222 2323[RDHS] 024 222 2108 [AO] 024 222 2140 [Accountant] | Fax- 024 222 2892 | dpdhsv1@slnet.lk |
| RDHS / Mannar | 023 222 2753 [RDHS] 023 222 2752 [AO] 023 222 3114 [Accountant] | Fax - 023 225 1101 | |
| RDHS / Kilinochchi | 021 228 5719 [RDHS] 021 228 5933 [AO] 021 228 5932 [Accountant] | Fax - 021 228 5933 | rdhskoc@gmail.com |
| RDHS / Mullaitivu | 021 229 0105 [Gen] 021 229 0100 [RDHS] 021 229 0105 [AO] 021 229 0111 [Accountant] | Fax - 021 229 0105 | rdhsmtv@gmail.com |

JOICY 0724309139

