LUXMI EDUCATION

Easy Going

MATHEMATICS

Work Book

The complete National Curriculum

YEAR 4

CLASS WORK

M.Nat

Practice Makes Perfect

Success at your fingertips

Acknowledgements

First and foremost I would like to thank God who has given me the guidance and knowledge to make this series of book. My heartfelt thanks goes to my family for their tremendous support and encouragement throughout the making of this book.

I express my gratitude towards Nijeja , Sharugi and Chamu who have provided their valuable time to proof read and design this book . Last but not least I express my gratitude towards my students for their inspiration and progressive feedback which has only led me to improve every maths book of mine..

M.Nat

First Edition	2015
Second edition	2016
Third edition	2018

Copyright © LEC Publishers, 2016, First Edition

All rights reserved. No part of this publication may be reproduced, transmitted or used in any form or by any means, electronic or mechanical, including photocopying, recording or any information storage or retrieval system, without the prior written permission of the publisher.

Published by LEC Publishers, 101A Blyth Road, Hayes, UB3 1DB

www.leconline.co.uk

M.Nat BSc, BEd, P.G.C.E Diploma in computer programming, Diploma in supervisory Management

EASY GOING

MATHEMATICS

YEAR 4

CLASS WORK

This book belongs to:

……

M. NAT **BSc, BEd, P.G.C.E**

CONTENTS

Place value	*3*	*Unit Conversions*	*32*
Addition	*8*	*Percentage*	*35*
Subtraction	*11*	*Ratio*	*37*
Multiplication	*14*	*Mean*	*38*
Division	*17*	*Median*	*39*
Ordering Numbers	*19*	*Mode*	*40*
Multiples	*21*	*Range*	*41*
Missing number	*22*	*Perimeter*	*42*
Series	*23*	*Area*	*43*
Decimals	*24*	*Simple Equations*	*44*
Using Inequality Signs	*27*	*Angle*	*45*
Fractions	*28*	*Word questions*	*46*

1 - PLACE VALUE

3	5	7	8

3 x 1000 = 3000

5 x 100 = 500

7 x 10 = 70

8 x 1 = 8

3578

Every number has its own place and value. These places together can form a new number. When you move the digits to the different places, you will get a different number.

PLACES

Hundred	Ten	Unit	.	tenth	hundredth

1 2 3 . 4 5

One hundred	Twenty	Three	.	four tenth	five hundredth

VALUES

Exercise 1.1

Example

7	6	8	9	4	=	six thousand

Write down the value of the underlined digits in words.

1)	2	6	8	9	4	=	
2)	4	6	8	9	4	=	
3)	7	6	8	9	3	=	
4)	9	5	.	9	4	=	
5)	6	6	8	.	4	=	
6)	2	6	8	9	4	=	
7)	2	6	8	9	4	=	
8)	6	7	8	9	4	=	
9)	3	6	8	9	8	=	
10)	2	6	.	9	4	=	
11)	2	6	8	9	4	=	
12)	9	6	4	9	4	=	
13)	9	6	.	9	4	=	
14)	7	6	.	5	4	=	
15)	8	6	8	.	4	=	
16)	4	6	.	9	4	=	
17)	1	6	8	9	5	=	

Exercise 1.2

Write down the following numbers in word.?

Example ***Write the number 3456 in words.***

Three thousand four hundred and fifty six

1) 3245 =

2) 3654 =

3) 1234 =

4) 1567 =

5) 7689 =

6) 3478 =

7) 9786 =

8) 7654 =

9) 2345 =

10) 9876 =

11) 9567 =

12) 7865 =

13) 4356 =

14) 3469 =

15) 2319 =

16) 2137 =

17) 5489 =

Exercise 1.3

Example

Write the number Four thousand two hundred and twelve in number. ***4212***

Write down the following numbers in digit?

1) One thousand five hundred and twenty two. =
2) Three thousand six hundred and thirty five =
3) Seven thousand seven hundred and forty two. =
4) Eight thousand ninety two =
5) Two thousand five hundred and ten. =
6) Seven thousand five hundred =
7) Nine thousand three hundred and thirteen. =
8) Three thousand two hundred and ten =
9) Five thousand four hundred and eleven. =
10) Three thousand thirty =
11) Nine thousand seven hundred and fourteen. =
12) Five thousand one hundred and ten. =
13) Eight thousand four hundred and fifteen. =
14) Three thousand twenty three. =
15) Two thousand three hundred and sixteen. =
16) Eight thousand thirty three. =
17) Nine thousand twenty five =

Exercise 1.4

Find the Highest and Lowest numbers from the following digits.

Example

Form the Highest and Lowest number from these given digits. 2 5 9 4

Highest number : 9542 Lowest Number : 2459

						Highest	***Lowest***
1)	4	2	6	1			
2)	6	0	9	7			
3)	0	8	7	2			
4)	3	5	1	7			
5)	2	0	6	8			
6)	1	0	9	4			
7)	2	6	8	9			
8)	5	1	0	4			
9)	6	0	6	7			
10)	7	2	0	8			
11)	9	0	7	9			
12)	1	0	3	4	0		
13)	5	6	7	9	1		
14)	8	7	2	1	4		

2. ADDITION

MENTAL ADDITION

Exercise 2.1

1)	8	+	7	+	6	+	5	+	4	=		
2)	10	+	5	+	3	+	2	+	5	=		
3)	7	+	6	+	8	+	9	+	2	=		
4)	12	+	8	+	5	+	10	+	5	=		
5)	3	+	2	+	4	+	6	+	3	=		
6)	13	+	2	+	14	+	1	+	10	=		
7)	14	+	3	+	2	+	5	+	6	=		
8)	9	+	6	+	2	+	3	+	10	=		
9)	25	+	5	+	10	+	5	+	5	=		
10)	100	+	20	+	30	+	50	+	10	=		
11)	50	+	10	+	20	+	5	+	5	=		
12)	40	+	30	+	20	+	10	+	5	=		
13)	6	+	5	+	4	+	1	+	2	=		
14)	9	+	10	+	1	+	5	+	4	=		
15)	8	+	5	+	3	+	2	+	2	=		
16)	20	+	10	+	5	+	5	+	10	=		
17)	16	+	8	+	4	+	2	+	5	=		

WRITTEN ADDITION

Exercise 2.2

1) 4 5 5
+ 3 2 4

2) 6 3 4
+ 3 5 6

3) 7 4 3
+ 5 5 7

4) 4 8 7
+ 3 2 5

5) 7 6 8
+ 3 2 5

6) 9 7 6
+ 2 4 5

7) 4 8 7
+ 3 3 3

8) 3 4 9
+ 2 8 7

9) 5 6 8
+ 3 5 2

10) 9 8 7
+ 2 8 5

11) 8 8 8
+ 4 4 4

12) 4 7 8
+ 9 0 0

13) 3 7 8
+ 2 5 6

14) 6 8 2
+ 9 7 6

15) 4 7 8
+ 3 6 7

16) 2 9 5
+ 6 7 8

17) 5 7 8
+ 6 9 8

18) 4 8 9
+ 3 7 9

19) 9 0 0
+ 7 8 9

20) 3 6 7
+ 8 7 8

21) 3 6 8
+ 5 6 9

22) 4 7 9
+ 3 8 9

23) 6 6 7
+ 2 5 8

24) 7 9 8
+ 8 7 9

WRITTEN ADDITION

Exercise 2.3

1)
```
    1 2 3
    2 3 4
+   3 5 6
-----------
```

2)
```
    6 4 6
    7 2 7
+   1 6 8
-----------
```

3)
```
    2 3 4
    3 2 6
+   1 6 7
-----------
```

4)
```
    3 5 6
    2 3 4
+   7 6 8
-----------
```

5)
```
    3 3 5
    2 5 4
+   6 7 6
-----------
```

6)
```
    1 4 5
    3 2 6
+   6 7 5
-----------
```

7)
```
    4 6 7
    3 5 7
+   3 0 3
-----------
```

8)
```
    6 7 8
    7 8 9
+   1 2 3
-----------
```

9)
```
    8 7 8
    9 4 5
+   6 5 4
-----------
```

10)
```
    7 8 9
    1 0 7
+   2 1 8
-----------
```

11)
```
    5 6 7
    4 4 6
+   2 3 4
-----------
```

12)
```
    3 6 9
    5 3 6
+   4 4 3
-----------
```

13)
```
    3 4 7
    4 6 2
+   7 2 2
-----------
```

14)
```
    2 8 6
    2 0 9
+   3 2 1
-----------
```

15)
```
    6 4 3
    7 6 6
+   4 5 3
-----------
```

16)
```
    7 7 8
    9 0 3
+   4 5 2
-----------
```

17)
```
    5 6 7
    6 8 9
+   2 8 2
-----------
```

18)
```
    0 8 9
    3 7 8
+   3 9 8
-----------
```

3 - SUBTRACTION

MENTAL SUBTRACTION

Exercise 3.1

1)	**10**	**-**	**1**	**=**		22)	**10**	**-**	**7**	**=**	
2)	**9**	**-**	**1**	**=**		23)	**9**	**-**	**7**	**=**	
3)	**8**	**-**	**1**	**=**		24)	**8**	**-**	**7**	**=**	
4)	**7**	**-**	**1**	**=**		25)	**10**	**-**	**8**	**=**	
5)	**6**	**-**	**1**	**=**		26)	**9**	**-**	**8**	**=**	
6)	**10**	**-**	**2**	**=**		27)	**8**	**-**	**8**	**=**	
7)	**9**	**-**	**2**	**=**		28)	**10**	**-**	**9**	**=**	
8)	**8**	**-**	**2**	**=**		29)	**9**	**-**	**9**	**=**	
9)	**7**	**-**	**2**	**=**		30)	**12**	**-**	**4**	**=**	
10)	**10**	**-**	**3**	**=**		31)	**12**	**-**	**5**	**=**	
11)	**9**	**-**	**3**	**=**		32)	**12**	**-**	**6**	**=**	
12)	**8**	**-**	**3**	**=**		33)	**13**	**-**	**4**	**=**	
13)	**10**	**-**	**4**	**=**		34)	**13**	**-**	**5**	**=**	
14)	**9**	**-**	**4**	**=**		35)	**13**	**-**	**6**	**=**	
15)	**8**	**-**	**4**	**=**		36)	**13**	**-**	**7**	**=**	
16)	**10**	**-**	**5**	**=**		37)	**14**	**-**	**5**	**=**	
17)	**9**	**-**	**5**	**=**		38)	**14**	**-**	**6**	**=**	
18)	**8**	**-**	**5**	**=**		39)	**14**	**-**	**7**	**=**	
19)	**10**	**-**	**6**	**=**		40)	**14**	**-**	**8**	**=**	
20)	**9**	**-**	**6**	**=**		41)	**14**	**-**	**9**	**=**	
21)	**8**	**-**	**6**	**=**		42)	**14**	**-**	**10**	**=**	

MENTAL SUBTRACTION

Exercise 3.2

1) **20 - 10 =** ☐
2) **20 - 11 =** ☐
3) **20 - 12 =** ☐
4) **20 - 13 =** ☐
5) **30 - 13 =** ☐
6) **30 - 14 =** ☐
7) **30 - 20 =** ☐
8) **30 - 21 =** ☐
9) **30 - 22 =** ☐
10) **30 - 23 =** ☐
11) **40 - 30 =** ☐
12) **40 - 32 =** ☐
13) **40 - 35 =** ☐
14) **40 - 38 =** ☐
15) **22 - 12 =** ☐
16) **32 - 22 =** ☐
17) **32 - 12 =** ☐
18) **23 - 9 =** ☐
19) **23 - 20 =** ☐
20) **25 - 15 =** ☐
21) **25 - 19 =** ☐
22) **25 - 8 =** ☐
23) **32 - 27 =** ☐
24) **32 - 29 =** ☐
25) **43 - 33 =** ☐
26) **43 - 42 =** ☐
27) **48 - 38 =** ☐
28) **48 - 28 =** ☐
29) **19 - 12 =** ☐
30) **18 - 12 =** ☐
31) **28 - 8 =** ☐
32) **28 - 18 =** ☐
33) **27 - 17 =** ☐
34) **27 - 10 =** ☐
35) **26 - 16 =** ☐
36) **13 - 12 =** ☐
37) **14 - 10 =** ☐
38) **24 - 14 =** ☐
39) **34 - 27 =** ☐
40) **36 - 28 =** ☐
41) **54 - 50 =** ☐
42) **64 - 44 =** ☐

WRITTEN SUBTRACTION

Exercise 3.3

1) 4 5 5
- 3 2 4

2) 6 3 4
- 3 5 6

3) 7 4 3
- 5 5 7

4) 4 8 7
- 3 2 5

5) 7 6 8
- 3 2 5

6) 9 7 6
- 2 4 5

7) 4 8 7
- 3 3 3

8) 3 4 9
- 2 8 7

9) 5 6 8
- 3 5 2

10) 9 8 7
- 2 8 5

11) 8 8 8
- 4 4 4

12) 9 7 8
- 9 0 0

13) 3 7 8
- 2 5 6

14) 6 8 2
- 3 7 6

15) 4 7 8
- 3 6 7

16) 8 9 5
- 6 7 8

17) 9 7 8
- 6 9 8

18) 4 8 9
- 3 7 9

19) 9 0 0
- 7 8 9

20) 9 6 7
- 8 7 8

21) 8 6 8
- 5 6 9

22) 4 7 9
- 3 8 9

23) 6 6 7
- 2 5 8

24) 9 9 8
- 8 7 9

4 - MULTIPLICATION

MENTAL MULTIPLICATION

Exercise 4.1

1)	**12 X 6 =**			19)	**16 X 3 =**		
2)	**12 X 7 =**			20)	**15 X 3 =**		
3)	**12 X 11 =**			21)	**15 X 7 =**		
4)	**11 X 7 =**			22)	**15 X 5 =**		
5)	**11 X 11 =**			23)	**15 X 4 =**		
6)	**11 X 8 =**			24)	**15 X 8 =**		
7)	**5 X 12 =**			25)	**15 X 2 =**		
8)	**4 X 12 =**			26)	**20 X 12 =**		
9)	**9 X 12 =**			27)	**20 X 11 =**		
10)	**9 X 9 =**			28)	**20 X 10 =**		
11)	**10 X 10 =**			29)	**20 X 9 =**		
12)	**12 X 10 =**			30)	**20 X 8 =**		
13)	**8 X 7 =**			31)	**20 X 7 =**		
14)	**7 X 7 =**			32)	**20 X 6 =**		
15)	**7 X 6 =**			33)	**20 X 5 =**		
16)	**7 X 5 =**			34)	**20 X 4 =**		
17)	**8 X 9 =**			35)	**20 X 3 =**		
18)	**10 X 9 =**			36)	**20 X 2 =**		

WRITTEN MULTIPLICATION

Exercise 4.2

1) 120 × 5 = _____

2) 132 × 4 = _____

3) 234 × 3 = _____

4) 635 × 4 = _____

5) 453 × 3 = _____

6) 242 × 2 = _____

7) 245 × 9 = _____

8) 265 × 8 = _____

9) 252 × 6 = _____

10) 174 × 7 = _____

11) 185 × 8 = _____

12) 225 × 10 = _____

13) 165 × 5 = _____

14) 175 × 6 = _____

15) 215 × 7 = _____

16) 452 × 7 = _____

17) 375 × 8 = _____

18) 265 × 9 = _____

19) 345 × 4 = _____

20) 375 × 5 = _____

21) 410 × 6 = _____

LONG MULTIPLICATION

Exercise 4.3

EXAMPLE :

```
    1 2 3
X     1 5
-------
    6 1 5
  1 2 3 0
-------
  1 8 4 5
```

1)
```
    2 3 4
X     1 4
-------
```

2)
```
    3 4 0
X     1 5
-------
```

3)
```
    1 7 0
X     1 6
-------
```

4)
```
    2 3 0
X     1 7
-------
```

5)
```
    1 7 5
X     1 0
-------
```

6)
```
    2 2 5
X     1 1
-------
```

7)
```
    3 2 0
X     1 2
-------
```

8)
```
    4 4 0
X     1 3
-------
```

9)
```
    5 6 0
X     1 2
-------
```

10)
```
    6 6 5
X     1 3
-------
```

11)
```
    2 7 5
X     1 4
-------
```

12)
```
    3 1 5
X     1 5
-------
```

13)
```
    2 6 5
X     1 5
-------
```

14)
```
    3 6 5
X     1 6
-------
```

15)
```
    8 7 5
X     1 7
-------
```

16)
```
    4 7 4
X     1 8
-------
```

5 - DIVISION

MENTAL DIVISION

Exercise 5.1

1) 4 | 24 = ☐
2) 4 | 28 = ☐
3) 4 | 48 = ☐
4) 5 | 65 = ☐
5) 5 | 125 = ☐
6) 5 | 75 = ☐
7) 6 | 54 = ☐
8) 6 | 72 = ☐
9) 6 | 78 = ☐
10) 7 | 49 = ☐
11) 7 | 147 = ☐
12) 7 | 217 = ☐
13) 8 | 168 = ☐
14) 8 | 256 = ☐
15) 8 | 96 = ☐
16) 9 | 108 = ☐
17) 9 | 126 = ☐
18) 9 | 198 = ☐
19) 10 | 110 = ☐
20) 10 | 210 = ☐
21) 10 | 320 = ☐
22) 11 | 66 = ☐
23) 11 | 88 = ☐
24) 11 | 121 = ☐
25) 11 | 132 = ☐
26) 12 | 144 = ☐
27) 12 | 36 = ☐
28) 12 | 156 = ☐
29) 12 | 180 = ☐
30) 13 | 26 = ☐
31) 13 | 65 = ☐
32) 13 | 169 = ☐
33) 13 | 182 = ☐
34) 14 | 28 = ☐

LONG DIVISION

<u>Exercise 5.2</u>

1) 12) 1 6 9 = 0 1 4
   1 2
   0 4 9
     4 8
     0 1

2) 13) 1 7 1 _____
_____
_____

3) 16) 1 8 2 _____
_____
_____

4) 17) 1 8 7 _____
_____
_____

5) 14) 2 1 4 _____
_____
_____

6) 15) 1 6 4 _____
_____
_____

7) 16) 2 3 3 _____
_____
_____

8) 17) 2 4 2 _____
_____
_____

9) 19) 2 3 6 _____
_____
_____

10 18) 2 4 5 _____
_____
_____

11) 17) 2 4 8 _____
_____
_____

12 14) 3 1 2 _____
_____
_____

13) 13) 3 2 1 _____
_____
_____

14) 12) 2 2 2 _____
_____
_____

15) 19) 3 5 5 _____
_____
_____

16) 21) 2 3 5 _____
_____
_____

6 - ORDERING NUMBERS

ORDERING THREE DIGIT NUMBERS

EXAMPLE :

Which is the smallest of the five numbers?

322 333 345 312 311

Compare the *Hundreds, Tens and lastly units*.

All are three hundreds. First - two tens, Second - 3 tens, third - 4 tens,

fourth - 1 ten fifth - 1 ten

So in tens fourth and fifth are smaller. When you compare the units of the fourth and the fifth number ,the fifth number has the lowest unit.

Exercise 6.1

Put all these numbers in order, the smallest first.

1)	324	234	312	345	246	321	=						
2)	246	212	202	267	210	220	=						
3)	456	409	400	345	453	408	=						
4)	432	430	402	400	422	431	=						
5)	123	110	111	138	102	137	=						
6)	243	254	231	202	246	245	=						
7)	679	657	678	689	600	608	=						
8)	767	787	798	790	785	765	=						
9)	879	878	890	809	803	870	=						
10	459	403	467	465	490	489	=						
11	768	789	712	723	734	785	=						
12	543	505	567	578	576	598	=						
13	345	342	224	379	456	445	=						

ORDERING FOUR DIGIT NUMBERS

EXAMPLE :

Which is the smallest number?

3243 3432 3543 3121

Compare the place values Thousand, Hundred, Ten and Unit.

Thousand:	3	3	3	3
Hundred:	2	4	5	*1*
Ten:	4	3	4	*2*

Exercise 6.2

Put all these numbers in order, the smallest first.

1)	3241	2342	3123	3454	2465	=					
2)	2462	2123	2024	2675	2104	=					
3)	4563	4093	4004	3453	4007	=					
4)	4325	4304	4023	4002	4221	=					
5)	1231	1102	1113	1354	1365	=					
6)	2435	2544	2313	2022	2461	=					
7)	6796	6575	6784	6893	6007	=					
8)	7675	7878	7987	7906	7854	=					
9)	8796	8785	8904	8092	8039	=					
10	4594	4036	4678	4659	4902	=					
11	7685	7896	7127	7235	7343	=					
12	5412	5548	5012	5785	5765	=					
13	4565	3451	3794	3562	3783	=					

7 - MULTIPLES

Exercise 7.1

Complete the following grids.

Eg Multiples of 2	2	4	6	8	10	12	14	16	18	20	22	24	26

1) Multiples of 3														
2) Multiples of 4														
3) Multiples of 5														
4) Multiples of 6														
5) Multiples of 7														
6) Multiples of 8														
7) Multiples of 9														
8) Multiples of 10														

9) List the numbers that are a multiple of both 2 ☐ ☐ ☐ ☐ ☐

10 Write the number that is a multiple of 2, 4 , 5 & 10 ☐

11 Find the number that is a multiple of both 4 & 3 ☐

12 Which multiple of 3 has the sum of its digits as 9 ☐

13 Which two multiples of 3 have digits that have difference of 2 ☐

14 Find a multiple of 2 that is double a multiple of 3 ☐

15 Find a multiple of 5 that is half a multiple of 4 ☐

16 72 is a multiple of which numbers. ☐ ☐ ☐ ☐

8 - FINDING THE MISSING NUMBER

Exercise 8.1

Eg. 8 X [*4*] = 32

1)	9	X	[ ]	=	72	**17)**	[ ]	X	25	=	625
2)	[ ]	X	6	=	54	**18)**	15	X	[ ]	=	225
3)	12	X	13	=	[ ]	**19)**	[ ]	X	8	=	96
4)	[ ]	X	7	=	84	**20)**	72	÷	[ ]	=	9
5)	9	X	[ ]	=	108	**21)**	[ ]	X	40	=	400
6)	12	X	10	=	[ ]	**22)**	400	÷	[ ]	=	20
7)	7	X	21	=	[ ]	**23)**	[ ]	X	10	=	80
8)	[ ]	X	3	=	42	**24)**	24	X	[ ]	=	72
9)	9	X	[ ]	=	81	**25)**	[ ]	÷	21	=	20
10)	0	X	232	=	[ ]	**26)**	45	÷	[ ]	=	9
11)	[ ]	X	4	=	48	**27)**	[ ]	X	9	=	99
12)	11	X	11	=	[ ]	**28)**	88	÷	[ ]	=	11
13)	[ ]	÷	10	=	70	**29)**	[ ]	÷	64	=	2
14)	24	÷	[ ]	=	4	**30)**	42	X	[ ]	=	84
15)	16	÷	[ ]	=	8	**31)**	[ ]	X	28	=	56
16)	[ ]	÷	11	=	12	**32)**	[ ]	÷	5	=	5

9 - SERIES

Exercise 9.1

Complete the series by following the pattern.

EXAMPLE :

Eg.	2	*4*	6	8	*10*	12	*14*	16	

1)	1	2	4		16	32	64		256
2)		3	6	9	12	15		21	
3)	1		9	16	25		49		81
4)	1	8		64		216	343	512	
5)	42		38	36	34		30		26
6)	1	3		27		243		2187	6561
7)	5		9		13	15	17		21
8)	32	30		26		22		18	
9)	10		30	40	50		70		90
10)	1	1	2	3		8		21	
11)	2	3	6	10	17			75	
12)	1000	990		970		950		930	
13)	6400	3200	1600		400		100		25
14)	12	17		27		37		47	
15)	45	40	35		25		15		5

10 - DECIMALS

1 2 . 2 4

Tenth Hundredth

ORDERING DECIMALS

EXAMPLE

Eg 1.23 1.46 1.11 2.23 1.34 1.25

First look at the unit place. All are one. Now move to the tenth place. The lowest is one. Now move to hundredth. The lowest is 1. Therefore the lowest number is 1.11.The second lowest is 1.23. Third lowest is 1.25. Fourth lowest is 1.34. Fifth lowest is 1.46. Sixth lowest is 2.23.

Exercise 10.1

Arrange these numbers in order. (Lowest first)

1)	1.35	1.24	1.56	1.45	1.76	1.67						
2)	3.45	1.23	2.46	4.34	1.45	5.67						
3)	2.34	2.11	2.56	2.89	2.33	2.87						
4)	3.45	3.56	3.12	3.67	3.85	3.65						
5)	1.89	1.57	2.31	1.56	1.01	1.09						
6)	5.89	5.32	4.76	8.67	2.45	1.45						
7)	3.24	3.12	3.45	4.56	3.26	2.78						
8)	7.65	6.67	2.45	5.54	4.87	3.98						
9)	6.65	6.57	6.58	6.59	5.56	5.01						
10)	5.09	3.45	5.78	4.78	4.89	4.69						

ADDING DECIMALS

Exercise 10.2

Eg

	1	2	.	5
+	2	3	.	7
	3	6	.	2

1)

	2	3	.	4
+	1	4	.	5
			.	

2)

	4	5	.	8
+	2	4	.	6
			.	

3)

	9	5	.	8
+		2	.	5
			.	

4)

	3	4	.	6
+	2	5	.	6
			.	

5)

	7	8	.	5
+	1	5	.	4
			.	

6)

	1	2	.	9
+	7	3	.	4
			.	

7)

	3	4	.	6
+	3	1	.	8
			.	

8)

	5	6	.	4
+	3	4	.	9
			.	

9)

	2	5	.	7
+	5	5	.	6
			.	

10)

	4	6	.	7
+	3	7	.	6
			.	

11)

	3	8	.	9
+	4	5	.	9
			.	

12)

	8	.	4	6
+	1	.	5	6
		.		

13)

	4	.	1	2
+	3	.	5	8
		.		

14)

	4	.	5	6
+	2	.	5	2
		.		

15)

	9	.	5	6
+	0	.	5	6
		.		

16)

	8	.	6	5
+	0	.	4	6
		.		

17)

	7	.	4	3
+	1	.	5	2
		.		

SUBTRACTING DECIMALS

Exercise 10.3

Eg

	8	2	.	5
-	2	3	.	7
	5	8	.	8

1)

	2	3	.	4
-	1	4	.	5
			.	

2)

	4	5	.	8
-	2	4	.	6
			.	

3)

	9	5	.	8
-		2	.	5
			.	

4)

	3	4	.	6
-	2	5	.	6
			.	

5)

	7	8	.	5
-	1	5	.	4
			.	

6)

	9	2	.	9
-	7	3	.	4
			.	

7)

	3	4	.	6
-	3	1	.	8
			.	

8)

	5	6	.	4
-	3	4	.	9
			.	

9)

	9	5	.	7
-	5	5	.	6
			.	

10)

	8	6	.	7
-	3	7	.	6
			.	

11)

	5	8	.	9
-	4	5	.	9
			.	

12)

	8	.	4	6
-	1	.	5	6
		.		

13)

	4	.	1	2
-	3	.	5	8
		.		

14)

	4	.	5	6
-	2	.	5	2
		.		

15)

	9	.	5	6
-	0	.	5	6
		.		

16)

	8	.	6	5
-	0	.	4	6
		.		

17)

	7	.	4	3
-	1	.	5	2
		.		

11 - USING INEQUALITY SIGNS

8 > 5 (8 is greater than 5) 3<7 (3 is less than 5)

Always wider open side face the big number and the corner side face

Exercise 11.1

Use the relevant sign to explain the relationship of the numbers.

Eg.	**126**	>	**111**
1)	121		167
2)	25		27
3)	36		20
4)	613		601
5)	425		567
6)	1.23		1.67
7)	0.77		0.47
8)	-6		-8
9)	-2		-1
10)	20		12.1
11)	13.1		0.65
12)	14		12
13)	563		365
14)	9.01		9.02
15)	7.01		7.0
16)	17.5		.17
17)	185		18.5
18)	105		101
19)	54		45
20)	76		67
21)	92		29
22)	75		85
23)	.01		.001
24)	.001		.003
25)	0.7		0.1

12 - FRACTIONS

PROPER FRACTIONS

$$\frac{3}{8}$$

Numerator

Denominator

In Proper fraction top number is always less than the bottom number

IMPROPER FRACTIONS

$$\frac{8}{3}$$

Numerator

Denominator

In Improper fraction top number is always greater than the bottom number

MIXED FRACTIONS

$$2\frac{2}{3}$$

Whole number

Numerator

Denominator

Mixed fraction always has One whole number and proper fraction

EQUIVALENT FRACTIONS

$$\frac{2}{3} = \frac{4}{6}$$

Multiply the Numerator and Denominator by the same number to get the equivalent fraction.

Changing improper into mixed fraction

Exercise 12.1

Eg $\frac{13}{2} = 6\frac{1}{2}$ 1) $\frac{15}{2} = \square\frac{\square}{\square}$ 2) $\frac{15}{4} = \square\frac{\square}{\square}$ 3) $\frac{11}{2} = \square\frac{\square}{\square}$

4) $\frac{17}{4} = \square\frac{\square}{\square}$ 5) $\frac{19}{5} = \square\frac{\square}{\square}$ 6) $\frac{19}{2} = \square\frac{\square}{\square}$ 7) $\frac{18}{5} = \square\frac{\square}{\square}$

8) $\frac{19}{4} = \square\frac{\square}{\square}$ 9) $\frac{19}{7} = \square\frac{\square}{\square}$ 10 $\frac{19}{8} = \square\frac{\square}{\square}$ 11 $\frac{19}{3} = \square\frac{\square}{\square}$

12 $\frac{16}{5} = \square\frac{\square}{\square}$ 13 $\frac{16}{3} = \square\frac{\square}{\square}$ 14 $\frac{16}{7} = \square\frac{\square}{\square}$ 15 $\frac{16}{9} = \square\frac{\square}{\square}$

Changing mixed into improper fraction

Exercise

Eg. $1\frac{2}{7} = \frac{9}{7}$ 1) $1\frac{4}{5} = \frac{\square}{\square}$ 2) $1\frac{2}{3} = \frac{\square}{\square}$ 3) $2\frac{2}{3} = \frac{\square}{\square}$

4) $3\frac{2}{3} = \frac{\square}{\square}$ 5) $5\frac{4}{5} = \frac{\square}{\square}$ 6) $6\frac{1}{2} = \frac{\square}{\square}$ 7) $7\frac{1}{3} = \frac{\square}{\square}$

8) $8\frac{1}{2} = \frac{\square}{\square}$ 9) $9\frac{4}{5} = \frac{\square}{\square}$ 10 $7\frac{2}{3} = \frac{\square}{\square}$ 11 $6\frac{2}{3} = \frac{\square}{\square}$

12 $4\frac{1}{2} = \frac{\square}{\square}$ 13 $5\frac{1}{4} = \frac{\square}{\square}$ 14 $7\frac{2}{3} = \frac{\square}{\square}$ 15 $9\frac{1}{2} = \frac{\square}{\square}$

Additions of proper fraction
Exercise 12.3

If the denominator is same then always add the numerators.

1) $\frac{1}{6} + \frac{1}{6} = \frac{2}{6}$

2) $\frac{1}{5} + \frac{2}{5} = \frac{\square}{\square}$

3) $\frac{3}{7} + \frac{2}{7} = \frac{\square}{\square}$

4) $\frac{5}{7} + \frac{2}{7} = \frac{\square}{\square}$

5) $\frac{3}{5} + \frac{1}{5} = \frac{\square}{\square}$

6) $\frac{1}{10} + \frac{2}{10} = \frac{\square}{\square}$

7) $\frac{2}{11} + \frac{5}{11} = \frac{\square}{\square}$

8) $\frac{7}{11} + \frac{2}{11} = \frac{\square}{\square}$

9) $\frac{2}{13} + \frac{3}{13} = \frac{\square}{\square}$

10) $\frac{8}{13} + \frac{4}{13} = \frac{\square}{\square}$

11) $\frac{7}{14} + \frac{1}{14} = \frac{\square}{\square}$

12) $\frac{3}{15} + \frac{1}{15} = \frac{\square}{\square}$

13) $\frac{4}{17} + \frac{2}{17} = \frac{\square}{\square}$

14) $\frac{5}{17} + \frac{1}{17} = \frac{\square}{\square}$

15) $\frac{9}{19} + \frac{1}{19} = \frac{\square}{\square}$

Subtraction of proper fraction
Exercise 12.4

If the denominator is same then always subtract the numerators.

1) $\frac{2}{6} - \frac{1}{6} = \frac{1}{6}$

2) $\frac{3}{5} - \frac{2}{5} = \frac{\square}{\square}$

3) $\frac{3}{7} - \frac{2}{7} = \frac{\square}{\square}$

4) $\frac{5}{7} - \frac{2}{7} = \frac{\square}{\square}$

5) $\frac{3}{5} - \frac{1}{5} = \frac{\square}{\square}$

6) $\frac{2}{10} - \frac{1}{10} = \frac{\square}{\square}$

7) $\frac{5}{11} - \frac{2}{11} = \frac{\square}{\square}$

8) $\frac{7}{11} - \frac{2}{11} = \frac{\square}{\square}$

9) $\frac{3}{13} - \frac{2}{13} = \frac{\square}{\square}$

10) $\frac{8}{13} - \frac{4}{13} = \frac{\square}{\square}$

11) $\frac{7}{14} - \frac{1}{14} = \frac{\square}{\square}$

12) $\frac{3}{15} - \frac{1}{15} = \frac{\square}{\square}$

13) $\frac{4}{17} - \frac{2}{17} = \frac{\square}{\square}$

14) $\frac{5}{17} - \frac{1}{17} = \frac{\square}{\square}$

15) $\frac{9}{19} - \frac{1}{19} = \frac{\square}{\square}$

<u>Subtraction of proper fraction with different denominators</u>

<u>Exercise 12.5</u>

If the denominator is different then you must find the lowest common multiples for the denominators.

1) $\frac{1}{6} + \frac{1}{12} = \frac{3}{12}$

2) $\frac{1}{5} + \frac{2}{10} = \frac{\square}{\square}$

3) $\frac{3}{7} + \frac{2}{14} = \frac{\square}{\square}$

4) $\frac{5}{14} + \frac{2}{7} = \frac{\square}{\square}$

5) $\frac{3}{15} + \frac{1}{5} = \frac{\square}{\square}$

6) $\frac{1}{10} + \frac{2}{40} = \frac{\square}{\square}$

7) $\frac{8}{3} - \frac{4}{2} = \frac{\square}{\square}$

8) $\frac{7}{4} - \frac{1}{5} = \frac{\square}{\square}$

9) $\frac{3}{5} - \frac{1}{8} = \frac{\square}{\square}$

10) $\frac{4}{3} - \frac{2}{7} = \frac{\square}{\square}$

11) $\frac{5}{7} - \frac{1}{8} = \frac{\square}{\square}$

12) $\frac{9}{11} - \frac{1}{22} = \frac{\square}{\square}$

Fractions of Quantity

Exercise 12.6

Find ¾ of a 12 cm line.

¾ × 12 = 9 cm

---

1) Find $\frac{3}{5}$ of 20cm line. = ☐

2) Find $\frac{7}{8}$ of 56cm rod. = ☐

3) Find $\frac{2}{7}$ of 49cm rope. = ☐

4) Find $\frac{5}{6}$ of 36cm line. = ☐

5) Find $\frac{5}{9}$ of 81cm bench. = ☐

6) Find $\frac{3}{11}$ of 132cm rod. = ☐

7) Find $\frac{4}{6}$ of 66cm table. = ☐

8) Find $\frac{1}{12}$ of 96cm rope. = ☐

9) Find $\frac{1}{7}$ of 63cm rod. = ☐

10) Find $\frac{3}{8}$ of 64cm bench. = ☐

13 - UNIT CONVERSIONS

LENGTH

There are 100 centimetres in one metre

400 cm = 4 m

LENGTH

There are 1000metres in a one kilometre

4000 m = 4 km

WEIGHT

There are 1000grams in a one kilogram

6000g = 6kg

CAPACITY

1000millilitres in a litre

4000ml = 4l

Exercise 13.1

Unit conversions

1)	505 cm	=	5.05	m	21	1.5 m	=		cm
2)	705 cm	=		m	22	12.5 m	=		cm
3)	165 cm	=		m	23	2.5 m	=		cm
4)	400 cm	=		m	24	9.5 m	=		cm
5)	850 cm	=		m	25	10.5 m	=		cm
6)	3500 m	=		k	26	4.235 k	=		m
7)	7500 m	=		k	27	8.437 k	=		m
8)	9600 m	=		k	28	23.45 k	=		m
9)	1300 m	=		k	29	6.784 k	=		m
10	10500 m	=		k	30	13.567 k	=		m
11	8750 g	=		kg	31	5.225 kg	=		g
12	6500 g	=		kg	32	2.545 kg	=		g
13	60500 g	=		kg	33	7.986 kg	=		g
14	10500 g	=		kg	34	11.251 kg	=		g
15	9500 g	=		kg	35	10.456 kg	=		g
16	6500 *ml*	=		*l*	36	1.564 *l*	=		*ml*
17	7500 *ml*	=		*l*	37	4.825 *l*	=		*ml*
18	9500 *ml*	=		*l*	38	12.456 *l*	=		*ml*
19	8500 *ml*	=		*l*	39	10.565 *l*	=		*ml*
20	65000 *ml*	=		*l*	40	0.567 *l*	=		*ml*

14 - PERCENTAGE

Symbol : %

Percentage means out of 100

Converting the fraction into percentage

Exercise 14.1

Eg. $\frac{12}{25} = \frac{12}{25} \times 100 = 48\ \%$

1) $\frac{5}{10} = \quad = \quad$

2) $\frac{2}{5} = \quad = \quad$

3) $\frac{3}{25} = \quad = \quad$

4) $\frac{4}{5} = \quad = \quad$

5) $\frac{9}{10} = \quad = \quad$

6) $\frac{6}{50} = \quad = \quad$

7) $\frac{2}{50} = \quad = \quad$

8) $\frac{8}{10} = \quad = \quad$

9) $\frac{3}{10} = \quad = \quad$

10) $\frac{3}{20} = \quad = \quad$

11) $\frac{7}{20} = \quad = \quad$

12) $\frac{4}{8} = \quad = \quad$

13) $\frac{11}{20} = \quad = \quad$

Converting the Decimal into percentage

Exercise 14.2

Eg. 0.225 = ☐ = 22.5

1) 0.345 = ☐ = ☐

2) 1.25 = ☐ = ☐

3) 2.45 = ☐ = ☐

4) 0.678 = ☐ = ☐

5) 0.234 = ☐ = ☐

6) 0.006 = ☐ = ☐

7) 0.008 = ☐ = ☐

8) 45.9 = ☐ = ☐

9) 89.7 = ☐ = ☐

10) 65.4 = ☐ = ☐

11) 76.9 = ☐ = ☐

12) 0.789 = ☐ = ☐

13) 0.674 = ☐ = ☐

14) 0.458 = ☐ = ☐

15) 0.123 = ☐ = ☐

16) 0.653 = ☐ = ☐

17) 0.342 = ☐ = ☐

18) 123.5 = ☐ = ☐

19) 23.6 = ☐ = ☐

15 - RATIO

Simplifying Ratio

Exercise 15.1

Eg 10 : 15 = 2 : 3

Divide both numbers by 5 which is common factor.

1) 10 : 14 = ☐ : ☐
2) 10 : 16 = ☐ : ☐
3) 10 : 18 = ☐ : ☐
4) 10 : 20 = ☐ : ☐
5) 11 : 22 = ☐ : ☐
6) 22 : 24 = ☐ : ☐
7) 24 : 26 = ☐ : ☐
8) 28 : 30 = ☐ : ☐
9) 6 : 8 = ☐ : ☐
10) 8 : 10 = ☐ : ☐
11) 10 : 12 = ☐ : ☐
12) 12 : 14 = ☐ : ☐
13) 14 : 16 = ☐ : ☐
14) 16 : 18 = ☐ : ☐
15) 24 : 32 = ☐ : ☐
16) 32 : 40 = ☐ : ☐
17) 42 : 44 = ☐ : ☐
18) 46 : 50 = ☐ : ☐
19) 50 : 100 = ☐ : ☐
20) 50 : 60 = ☐ : ☐
21) 60 : 70 = ☐ : ☐
22) 70 : 80 = ☐ : ☐
23) 9 : 18 = ☐ : ☐
24) 7 : 14 = ☐ : ☐
25) 6 : 60 = ☐ : ☐
26) 5 : 50 = ☐ : ☐
27) 4 : 40 = ☐ : ☐
28) 2 : 4 = ☐ : ☐
29) 58 : 76 = ☐ : ☐
30) 48 : 66 = ☐ : ☐
31) 38 : 56 = ☐ : ☐
32) 33 : 51 = ☐ : ☐
33) 30 : 48 = ☐ : ☐
34) 27 : 45 = ☐ : ☐
35) 24 : 42 = ☐ : ☐
36) 21 : 39 = ☐ : ☐
37) 18 : 36 = ☐ : ☐
38) 15 : 33 = ☐ : ☐
39) 12 : 30 = ☐ : ☐
40) 9 : 27 = ☐ : ☐
41) 26 : 22 = ☐ : ☐
42) 38 : 40 = ☐ : ☐
43) 36 : 38 = ☐ : ☐
44) 34 : 36 = ☐ : ☐

16 - MEAN

Mean is average of a group of data.

$$\text{Mean} = \frac{2 + 4 + 6 + 8}{4} = \frac{20}{4} = 5$$

2,4,6,8 are given four data.

Exercise

Eg 5 3 6 3 4 3 = $\frac{5 + 3 + 6 + 3 + 4 + 3}{6} = \frac{24}{6} = 4$

1) 3 1 2 4 2 6 = $\frac{\square}{\square} = \frac{\square}{\square} = \square$

2) 7 4 4 4 5 6 = $\frac{\square}{\square} = \frac{\square}{\square} = \square$

3) 9 4 3 2 4 2 = $\frac{\square}{\square} = \frac{\square}{\square} = \square$

4) 5 1 9 8 7 6 = $\frac{\square}{\square} = \frac{\square}{\square} = \square$

5) 9 9 8 7 2 1 = $\frac{\square}{\square} = \frac{\square}{\square} = \square$

6) 10 12 12 30 5 3 = $\frac{\square}{\square} = \frac{\square}{\square} = \square$

7) 11 12 12 13 2 4 = $\frac{\square}{\square} = \frac{\square}{\square} = \square$

17 - MEDIAN

MEDIAN is a middle number.

2 4 3 5 2

First we need to arrange all the numbers in order with lowest first.

Exercise 17.1

| | | |

18 - MODE

The most occurring data in a group of data.

Exercise

												Mode
Eg	3	5	2	4	7	6	2	2	2	2	=	2

In the above example 2 occurred 5 times, 3 occurred ones, 4,5,6,7 are occurred only

1)	4	5	2	6	4	5	1	4	4	5	=	
2)	1	6	5	3	2	7	4	7	5	7	=	
3)	12	14	12	23	13	9	10	12	9	10	=	
4)	15	14	21	11	22	16	23	11	22	11	=	
5)	32	31	33	34	33	31	31	31	33	32	=	
6)	17	16	17	18	16	16	16	17	18	19	=	
7)	29	28	31	28	28	29	30	28	29	30	=	
8)	45	46	42	45	42	47	42	42	47	45	=	
9)	65	64	64	64	66	67	66	64	66	67	=	
10	72	71	72	72	64	65	47	72	64	65	=	
11	85	86	85	85	85	86	87	86	85	87	=	
12	93	91	92	43	43	44	45	43	91	92	=	
13	81	43	44	43	47	43	23	43	47	44	=	
14	77	77	79	77	80	89	90	77	80	90	=	
15	26	25	24	24	24	37	38	24	37	38	=	
16	28	27	27	34	35	36	38	27	26	25	=	

19 - RANGE

The Highest data minus the lowest data

Exercise **Range**

Eg	3	5	2	4	7	6	2	2	2	2	=	7 - 2	=	5

In the above example , the highest data is 7 and the lowest data is 2.

1)	4	5	2	6	4	5	1	4	4	5	=		=	
2)	1	6	5	3	2	7	4	7	5	7	=		=	
3)	12	14	12	23	13	9	10	12	9	10	=		=	
4)	15	14	21	11	22	16	23	11	22	11	=		=	
5)	32	31	33	34	33	31	31	31	33	32	=		=	
6)	17	16	17	18	16	16	16	17	18	19	=		=	
7)	29	28	31	28	28	29	30	28	29	30	=		=	
8)	45	46	42	45	42	47	42	42	47	45	=		=	
9)	65	64	64	64	66	67	66	64	66	67	=		=	
10	72	71	72	72	64	65	47	72	64	65	=		=	
11	85	86	85	85	85	86	87	86	85	87	=		=	
12	93	91	92	43	43	44	45	43	91	92	=		=	
13	81	43	44	43	47	43	23	43	47	44	=		=	
14	77	77	79	77	80	89	90	77	80	90	=		=	
15	26	25	24	24	24	37	38	24	37	38	=		=	
16	28	27	27	34	35	36	38	27	26	25	=		=	

20 - PERIMETER

Perimeter is the sum of all the lengths of the sides in a particular shape.

Exercise 20.1

Eg)

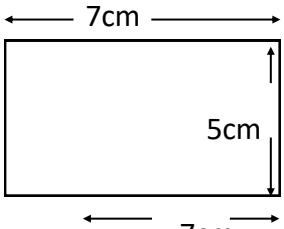

P =

7cm + 7cm + 5cm + 5cm = 24 cm

1)

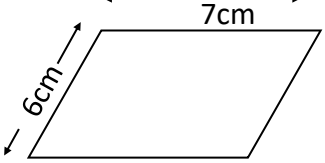

P =

2)

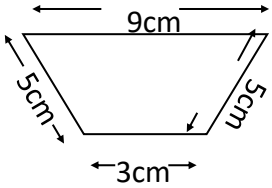

P =

3)

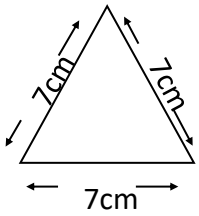

P =

4)

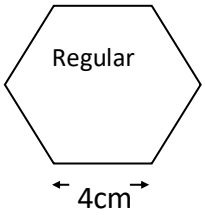

P =

5)

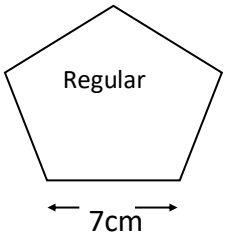

P =

6)

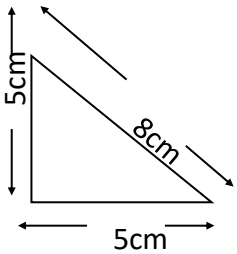

P =

7)

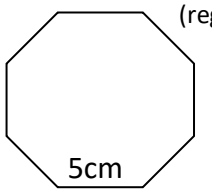

(regular octagon)

P =

8)

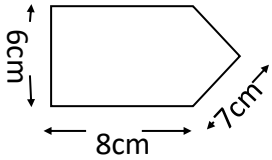

P =

9)

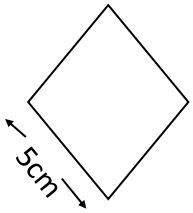

P =

10

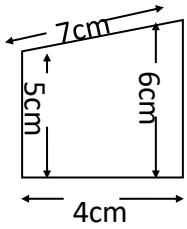

P =

11

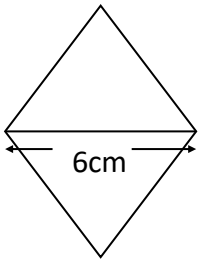

Two Equilateral

P =

21 - AREA (Rectangle and Triangle)

Area of rectangle = Length × Width

$$\text{Area of triangle} = \frac{\text{Base} \times \text{Height}}{2}$$

Area of triangle = Unit of Area = m^2 or cm^2

Exercise 21.1

Eg)

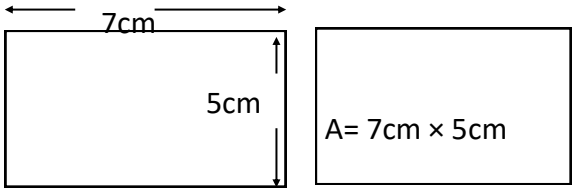

1)

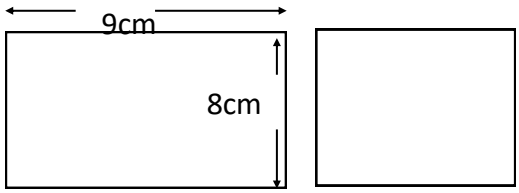

2)

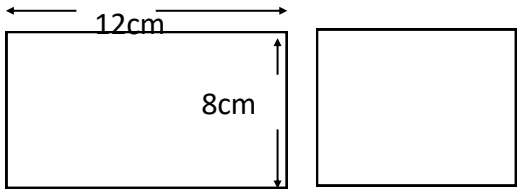

3)

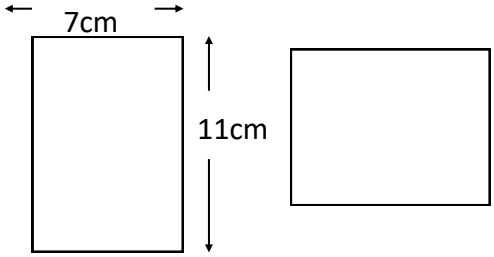

4)

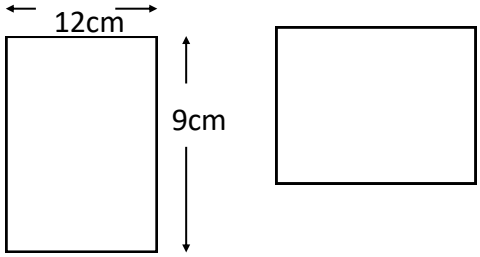

5)

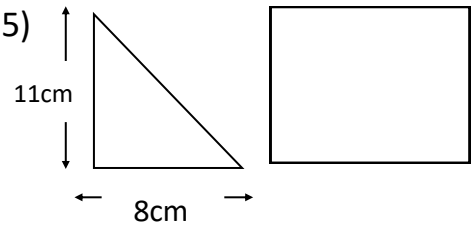

6)

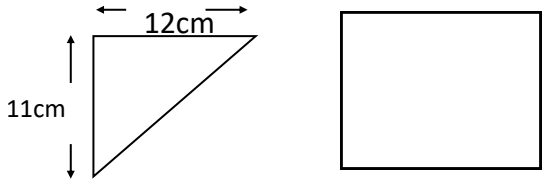

7)

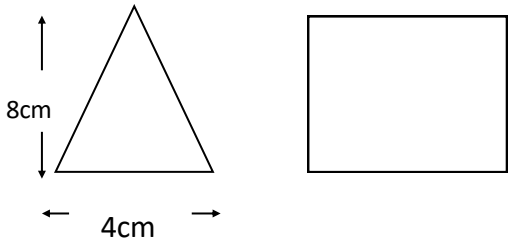

8)

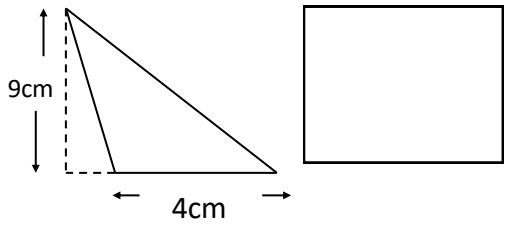

22 - SIMPLE EQUATIONS

Exercise 22.1

Find the unknown number and write them in the box

1)	27	+		=	45
2)		-	34	=	18
3)	81	÷		=	9
4)	225		5	=	45
5)		÷	11	=	12
6)	50	+		=	60
7)		÷	8	=	12
8)	4	×		=	48
9)		+	12	=	54
10)	121	÷		=	11
11)	42	+		=	55
12)	61	-		=	28
13)	112	÷		=	56
14)	126	÷	3	=	
15)	45	×		=	450
16)		÷	14	=	3
17)		×	3	=	99
18)		+	37	=	75
19)	33		3	=	11
20)	66	-		=	46

23 - ANGLES

Types of Angles

Acute Angle : Less than 90^0 *Example : 32^0*

Obtuse Angle : Greater than 90^0 and Less than 180^0 *Example : 97^0*

Reflex Angle : Greater than 180^0 *Example : 194^0*

Right Angle : Equal to 90^0

Straight Angle : Equal to 180^0

Exercise 23.1

Eg

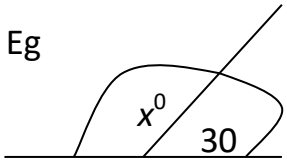

Straight angle is 180^0. Therefore

$x^0 = 180^0 - 30^0 = 150^0$

Identify these angles

Eg	30^0	Acute angle
1)	145	
2)	245	
3)	45^0	
4)	345	
5)	67^0	

6)

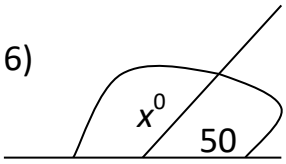

7)

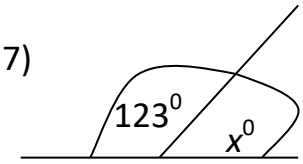

8)

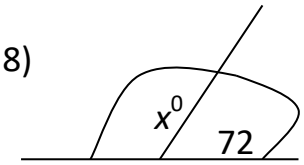

Word questions

1. It is now 3:15. Peter's friend is coming to his house in half an hour. At what time will his friend arrive? …….

2. Seran collects matchboxes. He laid them on a table, making 2 piles of 6 match boxes each. He then picked up all the match boxes and put them into three equal piles. How many matchboxes were in each pile?

   …….

3. Sharuki has 32 cards and gives 12 away. How many cards does she still have?

   …….

4. Write the number two hundred and eighty thousand and sixty seven in digits?

   …….

5. Leela spent £72 on train tickets. If each tickets cost £6 each, how many tickets did she buy?

   ……..

6. A number pattern starting at 4 is formed using the rule:

   Double the number and add 2

   Amir writes the first four numbers:

   4 10 22 46 …..

   What is the next number in the pattern?

   …….

7.

5	0	6	7	2

What is the largest possible number using all five digits?

……

8. Five numbers are written on cards.

2345	5768	1003	4554	5056

The cards are then arranged from lowest to highest. Which number is written on the middle card?

……

9. Here are four numbered cards.

8	6	1	5

Use two of the cards to form a number that is multiple of 7?

……

10. A bakery sells bags of bread rolls for £5. each bag holds 8 bread rolls. What is the cost of 2 dozen bread rolls?

……..

11. I have 40 books in my house. I can arrange 10 books in a shelf. How many shelves di I need?

……

12. A car park has 925 spaces of which 53 are empty. How many cars are in the car park?

……..

13. A teacher has 28 black pencils and 10 red pencils. She gives away 7 pencils. How many pencils does she have in total now?

……..

14. Myra buys a pencil costing 42p and a rubber costing 20p. How much less than 90p is this?

……

15. Six oranges cost 72p. How much does it cost to buy 5 oranges?

……..

16. Grandpa emptied his money box and shared the amount between her three grand children . The box had £15. How much does he pay?

……..

17. Ayshu saves £2.50 of her pocket money each week. After 20 weeks she buys a frozen CD costing £15. How much money does she have left after that?

……..

18. 45 eggs are put into boxes that hold 7 eggs. How many boxes are needed?

……

19. Each page of a photo album holds 8 photos. What is the smallest number of pages that I need to hold 75 photos?

……..

20. A school has £72 to buy books. Each book cost £12. How many books can buy?

……..

OUR PUBLICATIONS (LEC)

NO	Year Group	NAME	STATUS	AUTHOR
1	2	English Classwork Book	Published	R. Myra
2	2	English Homework Book	Published	R. Myra
3	3	Mathematics Classwork Book	Published	M. Nat
4	3	Mathematics Homework Book	Published	M. Nat
5	3	English Book 1	Published	J. Suki
6	3	English Book 2	Published	J. Suki
7	4	Mathematics Classwork Book	Published	M. Nat
8	4	Mathematics Homework Book	Published	M. Nat
9	4	Verbal Reasoning Book 1	Published	M. Nat
10	4	Non-Verbal Reasoning	Published	M. Nat
11	5	Mathematics Book 1	Published	M. Nat
12	5	Mathematics Book 2	Published	M. Nat
13	5	Mathematics Book 3	Published	M. Nat
14	5	Mathematics Book 4	Published	M. Nat
15	5	Mathematics Book 5	Published	M. Nat
16	5	Verbal Reasoning Book 1	Published	M. Nat
17	5	Verbal Reasoning Book 2	Published	M. Nat
18	5	Verbal Reasoning GLS Book	Published	M. Nat
19	5	Comprehension Book 1	Published	R. Myra
20	5	Non Verbal Reasoning Book 1	Published	M. Nat
21	5	Non Verbal Reasoning Book 2	Published	M. Nat
22	6	Mathematics Classwork Book	Published	M. Nat
23	6	Mathematics Arithmetic Book	Published	M. Nat
24	6	Maths Practice Paper Book	Published	M. Nat
25	7	Mathematics Book 1	Published	M. Nat
26	7	Mathematics Book 2	Published	M. Nat
27	8	Mathematics Book 1	Published	M. Nat
28	8	Mathematics Book 2	Published	M. Nat
29	9	Mathematics Book 1	Published	M. Nat
30	9	Mathematics Book 2	Published	M. Nat
31	10	Mathematics Practice Book	Published	M. Nat
32	11	Mathematics Book 1	Published	M. Nat
33	11	Mathematics Book 2	Published	M. Nat

LUXMI EDUCATION CENTRE

Unlock your potential

Courses

- Year 2 * Year 3 * Year 4 * Year 5 * year 6
- Year 7 * Year 8 * Year 9 * Year 10 & 11
- Year 12 & 13

Subjects

Maths, English, Science, Physics, Chemistry, Biology , Statistics, Mechanics

11+

Verbal Reasoning (CEM Style), Non Verbal reasoning (CEM style), Mathematical Reasoning and English

Contact:

0208 573 0368, 07852810285

Email: luxmieducation@gmail.com

Web: www.leconline.co.uk

101A Blyth Road, Hayes, Middlesex, UB3 1DB