

ENGLISH FOR ME

Year 3



ENGLISH FOR ME

Year 3

FOREWORD

This book is a reprint of the original publication designed for use in Year 3. All those who assisted to bring out this reprint deserve my thanks.

Dayananda Mudalige

Acting Commissioner of Educational Publications
and Deputy Director General of Education

Educational Publications Department,
"Isurupaya",
Battaramulla.
28.11.1996.

PREFACE

This Book has been prepared by the Department of English of the National Institute of Education and published by the Educational Publications Department.

My thanks are due to all those who were involved in the production of this book.

M. K. J. A. Alwis,

Commissioner of
Educational Publications and Deputy
Director - General of Education

Educational Publications Department,
"Isurupaya",
Battaramulla.
4th January 1996.

<i>Course design and Technical advice</i>	: N. G. Cooray
<i>Writing</i>	: T. Gunawardena L. Rajapakse
<i>Cover design and illustrations</i>	: U. Chandana
<i>Editorial Assistance</i>	: V. Goonetilleke






All rights reserved. No part of this publication may be reproduced by any means without the prior permission of the Secretary, Ministry of Education & Higher Education, Colombo, Sri Lanka.

First Published	1990
Reprinted	1992
Reprinted	1993
Reprinted	1994
Reprinted	1995
Reprinted	1996
Reprinted	1997

PRINTED IN SRI LANKA AT THE STATE PRINTING CORPORATION, PANALUWA, PADUKKA.

UNIT ONE

Our Class



ACTIVITIES

1. Pick out the letter of your group.

I'm in group A B C D E F G

2. Arrange the letters in order.


C B A E D G F

3. Join the dots.

bag




4. Join the letters in order.



It's a cat

5. Listen and number.



6. Write the other letters.

Example:

Aa B b C c D d E e F f G g
Hh I i J j K k L l M m
Nn Pp Qq Rr Ss
Tt Uu Vv Ww Xx Yy
Zz

UNIT TWO


Numbers



 = 1 = one

 = 6 = six


 = 2 = two


 = 7 = seven

 = 3 = three

 = 8 = eight

 = 4 = four

 = 9 = nine

 = 5 = five

 = 10 = ten

ACTIVITIES

1. Listen and clap.



2. Complete.

$$\text{One} + \text{one} = \text{Two}$$

$$\text{One} + \text{six} = \text{seven}$$

$$\text{Two} - \text{one} = \text{one}$$

$$\text{Four} + \text{two} = \text{six}$$

$$\text{Three} + \text{two} = \text{one}$$

$$\text{Ten} - \text{five} = \text{five}$$

$$\text{Four} - \text{two} = \text{Two}$$

$$\text{Seven} + \text{three} = \text{Ten}$$

$$\text{Five} - \text{three} = \text{Two}$$

$$\text{Eight} - \text{two} = \text{Ten}$$

3. Write the numbers in the coins.



one cent

two cents

five cents

ten cents

4. Draw other coins.



5. Write the missing numbers in words.

2³45...Three... 1²34...Two... 3456...Six...
 34⁵6...five... 2345...four... 5678...seven...
 8⁹10...nine... 67⁸9...eight...

6. Say these in words.

7. Write these in numbers.

1

10

6

4

8

9

3

2

5

two

nine

five


six

ten


three


eight

8. Listen and write the correct number in words.




9.




Count the  in the picture. cats


Count the  in the picture. toffees

Count the  in the picture. bicycles

10. Write the numbers in words.



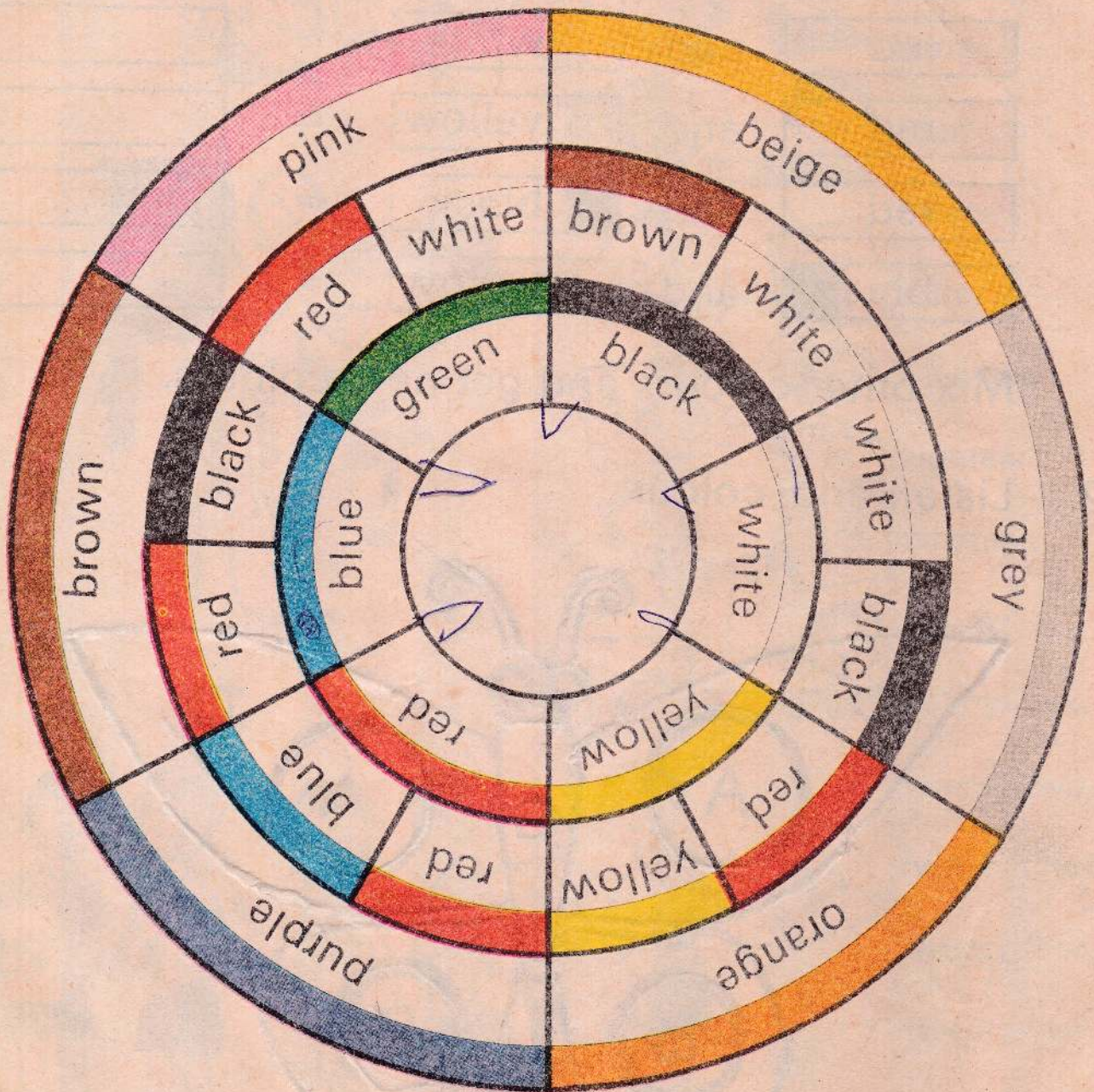
11. Play this game. The teacher will help you.



UNIT THREE











Colours

1



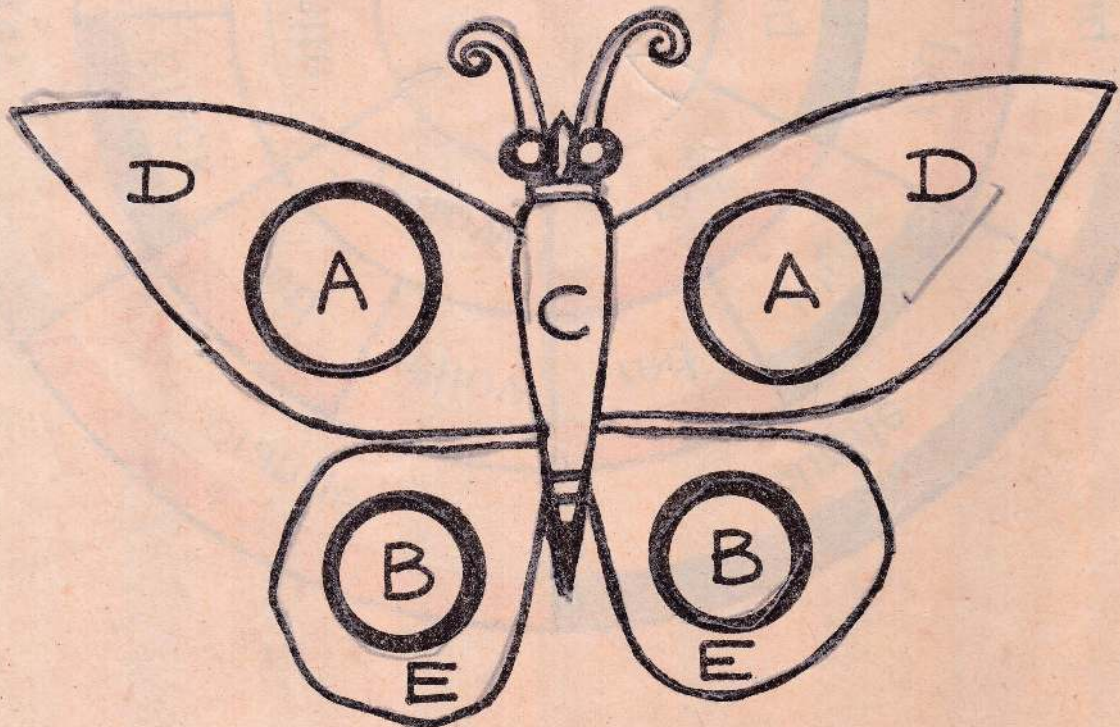
ACTIVITIES

1. Mix.

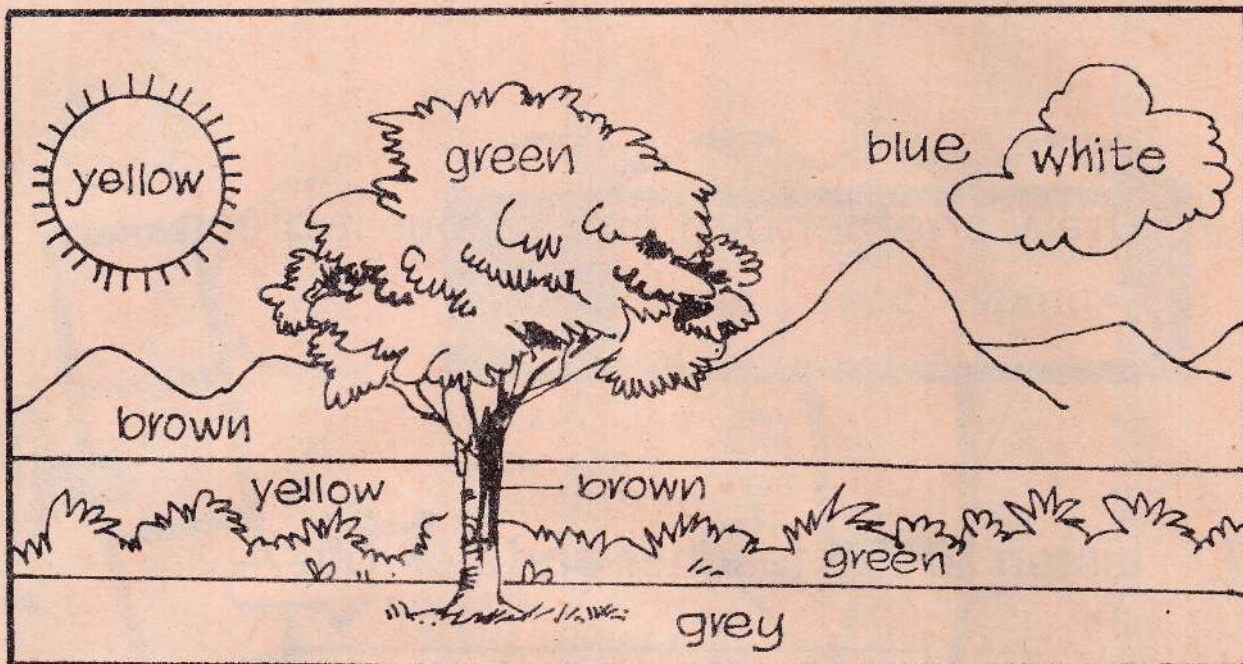
 red	and	 blue	=	<input type="text"/>
 red	and	 white	=	<input type="text"/>
 red	and	 yellow	=	<input type="text"/>
 red	and	 black	=	<input type="text"/>
 blue	and	 yellow	=	<input type="text"/>

Mix other colours and get new colours.

2. Listen and colour.



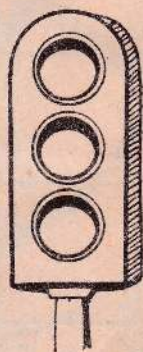
3. Colour this picture.



4. Colour the light.

The light is

Stop!









5. Draw your pencil and colour it.

My pencil is

6. Draw a bird and colour it black.

Draw another bird and colour it green.

7. Listen to the teacher and tick off.

	Rani	Lal	Razik
			
			
			
			
			
			

UNIT FOUR

My Garden



- | | | | |
|----------------|--------------|----------|-----------|
| 1. rose | 4. anthurium | 7. leaf | 10. pond |
| 2. sun flower | 5. lotus | 8. grass | 11. path |
| 3. shoe flower | 6. jasmine | 9. tree | 12. fence |

ACTIVITIES

1. Listen, draw and colour.
2. Draw a new flower and colour it.
Give it a name.
3. Draw your flower garden and colour it.
4. Guessing game.
Draw a flower. Colour it.
Don't show it to the others.
Ask your teacher to guess.


5. Listen and draw the flowers in the vases.



6. Draw other flowers you know and name them.

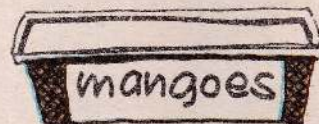
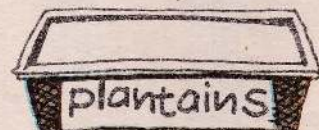

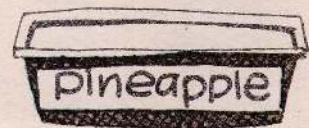



UNIT FIVE

Fruit



ACTIVITIES

1. Put the fruit into the correct basket.



2. Write the missing letters.

pa—aw

p—neapp—e

pl—nta—n


o—ange

m—ng—

Draw and colour the fruit.

3. Do this puzzle.

4. Draw and colour the fruit in your garden.




5. Draw and colour the fruit you like.



6. Draw and colour other fruit you know.



7. Listen and draw.



8. Make a fruit salad.

6 plantains

1 papaw

1 pineapple

4 mangoes

Listen to the teacher and do.


Skin the plantains.

Peel the papaw, pineapple,
mangoes.

Throw away the seeds.

Cut the fruit into pieces.

Mix.



9. What else do you make with fruit?

UNIT SIX


Pets




dog




cat




cow



hen



duck



rabbit

The dog says bow-wow.

The cat says miaow.

The hen says cluck-cluck.

The duck says quack-quack.

The cow says moo.

ACTIVITIES


1. Listen to the teacher and make the sounds.

The cat says

2. Draw your pet. Colour it.

My pet is a

3. Draw lines and connect.



Get letters from your teacher.

Make these words with the letters.

4. Write the missing letter.

c—w

he—

d—ck


ca—

5. Who likes



grain

.....



bone


.....



milk

.....

6. Find the correct parts.
Write the name.



7. Look at each line. Find the names of birds and animals. Circle them.

a	c	a	t	b	c	d	e	f	g
h	i	j	k	l	m	d	o	g	n
o	p	q	r	s	t	u	v	w	x
y	z	a	c	o	w	b	c	d	e
f	g	h	i	j	k	l	m	n	o
p	h	e	n	q	r	d	u	c	k
s	t	u	r	w	x	y	z	d	b

UNIT SEVEN


Food and Drink



I like fish.
I like milk.



I like bones.
I like meat.



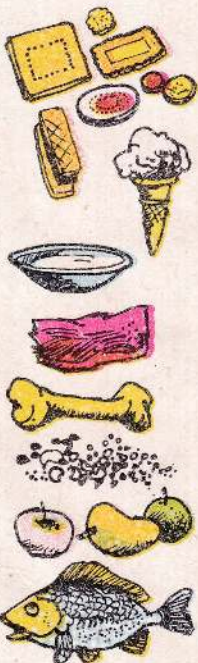
I like grain.
I like fruit.



I like biscuits.
I like ice-cream.

ACTIVITIES

1. Match the words with the pictures.



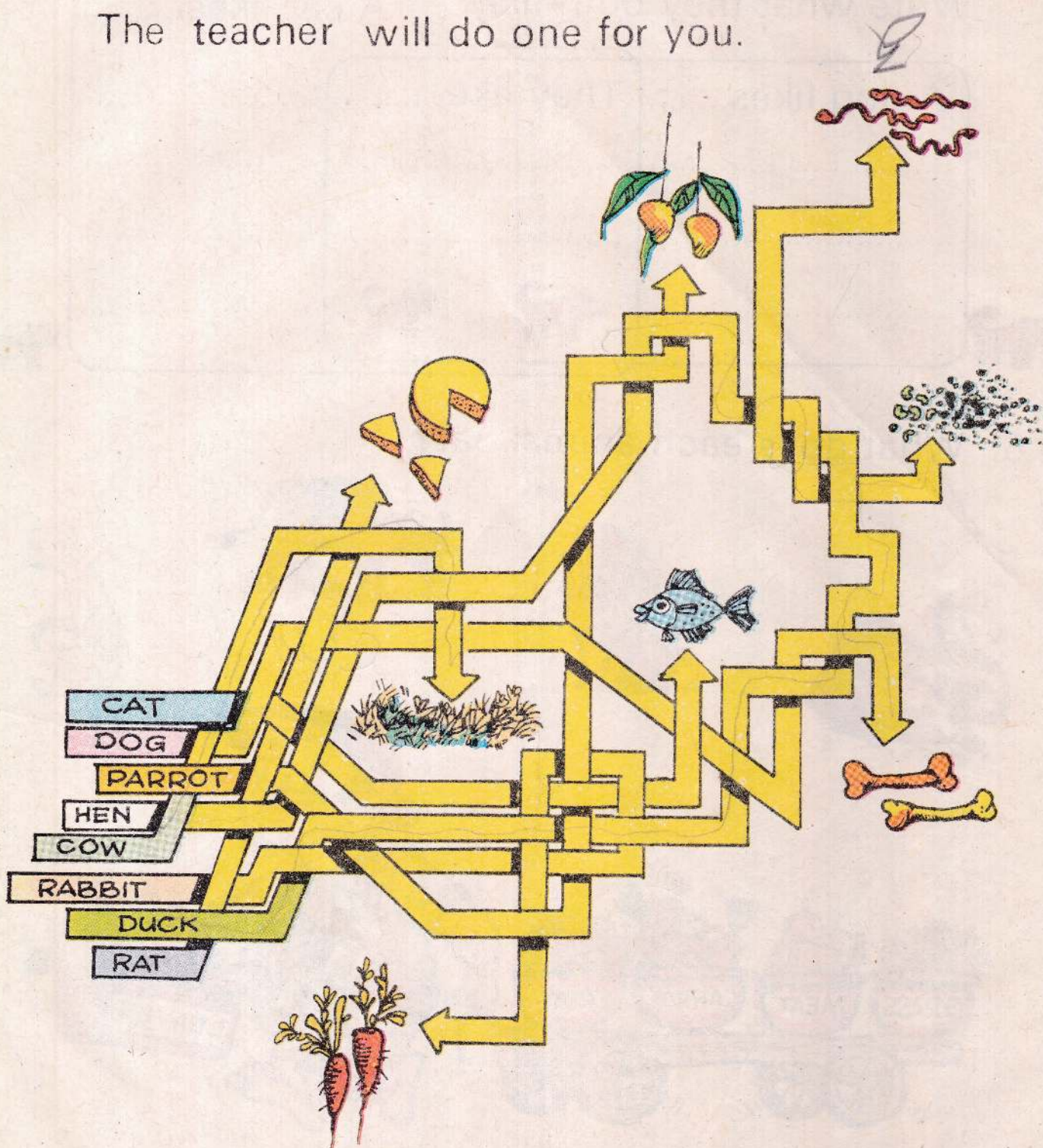
meat
grain
biscuits
fruit
ice-cream
fish
milk
bone

2, Draw and name other animals and food they eat.

3. Draw and name what you like to eat and drink.

4. Mark with coloured dots to find out who eats what.

The teacher will do one for you.



5. Write what a dog likes.

Write what a cat likes.

Write what they both like.

A cat likes.....

A dog likes.....


They like.....



6. What does each animal eat?



Crow




h

7. Draw what your friends like to eat and drink.

NAME				
FOOD				
DRINK				

8. Find things that you like.
 Find things that you don't like.
 Find three red fruit.
 Find something your friend likes.



UNIT EIGHT

Transport


car



coach



cart



bus




boat




ship




bicycle




train



aeroplane



van



lorry

ACTIVITIES

1. Join with lines.

match

sky

railway line


sea

road

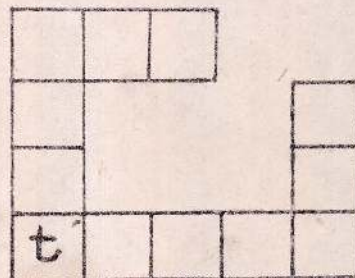


2. What begins with the letter "b"?
What begins with the letter "c"?

3. Cut out letters from a newspaper or magazine.
Make these names with the letters.




4. Do this puzzle.




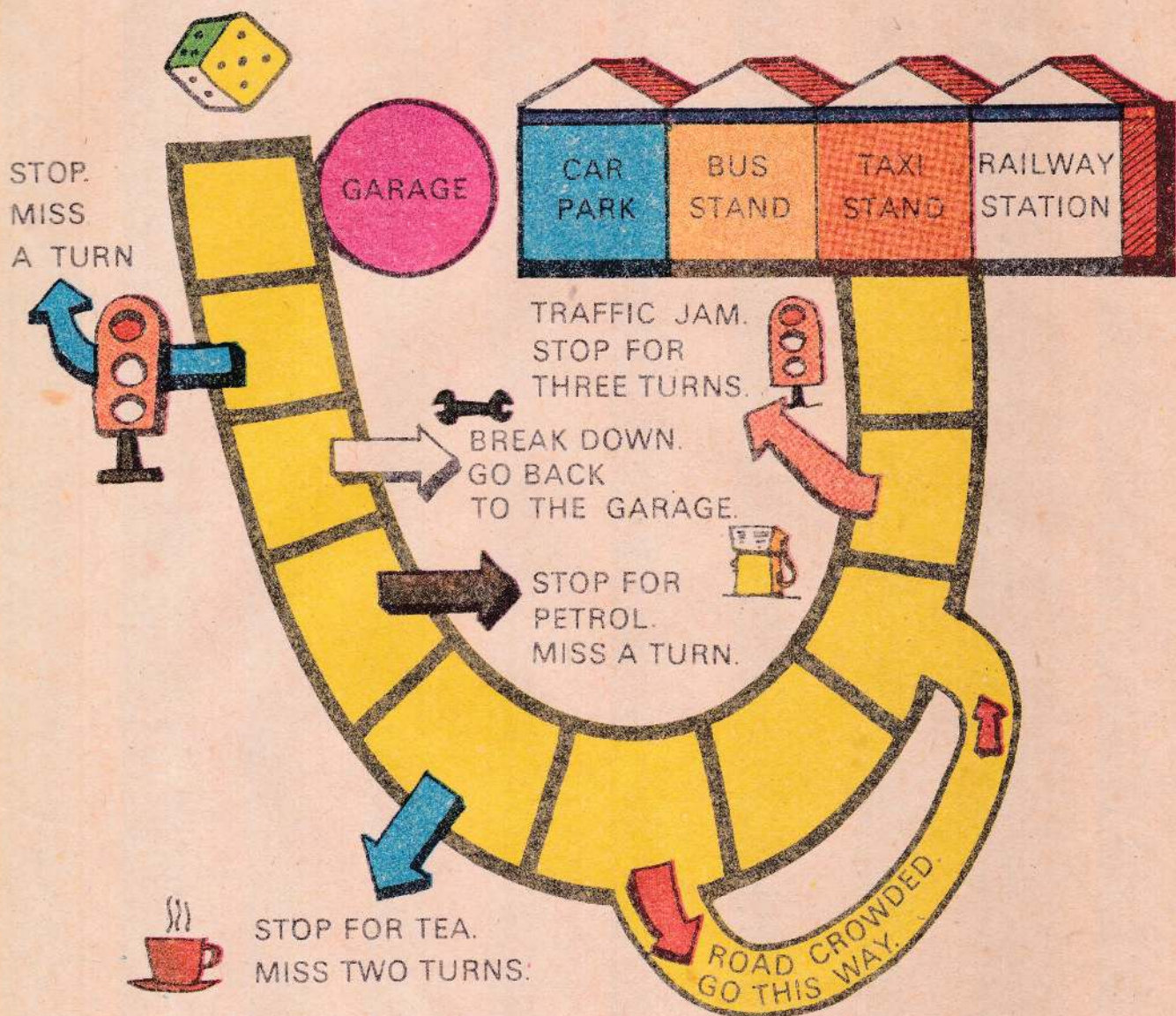
50/1

5. Join the correct parts and make vehicles.
Say their names.



6. What other vehicles do you know?
Draw and colour.

7. Play this game. The teacher will help you.
Cut out and paste the pictures on cardboard.



UNIT NINE



Numbers



eleven

twelve

thirteen

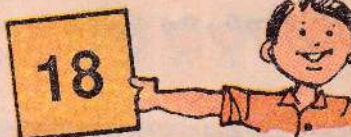


fourteen

fifteen



sixteen



seventeen

eighteen



nineteen



twenty


twenty-one

twenty-two

twenty-three

twenty-four

twenty-five



 =11=eleven

 =12=twelve

 =13=thirteen

 =14=fourteen

 =15=fifteen

 =16=sixteen

 =17=seventeen

 =18=eighteen

 =19=nineteen

 =20=twenty

 =21=twenty-one

 =22=twenty-two

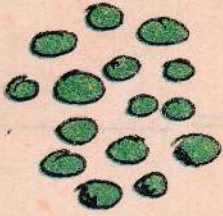
 =23=twenty-three

 =24=twenty-four

 =25=twenty-five

ACTIVITIES

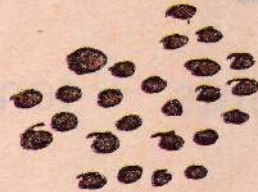
1. Listen and count.



fifteen



twenty



twenty-five

2. Complete and say.

$2 + 10 = \dots\dots\dots$	$25 - 3 = \dots\dots\dots$
$18 - 6 = \dots\dots\dots$	$12 + 11 = \dots\dots\dots$
$12 + 2 = \dots\dots\dots$	$25 - 2 = \dots\dots\dots$
$16 - 2 = \dots\dots\dots$	$12 + 12 = \dots\dots\dots$
$19 + 3 = \dots\dots\dots$	$25 - 1 = \dots\dots\dots$

3. Write the numbers.



five cents + five cents + ten cents = _____



ten cents + ten cents + two cents = _____



twenty five cents - ten cents = _____

4. Write the missing numbers in words.

10 11 — 13

13 — 15 16

14 15 — 17

15 16 — 18

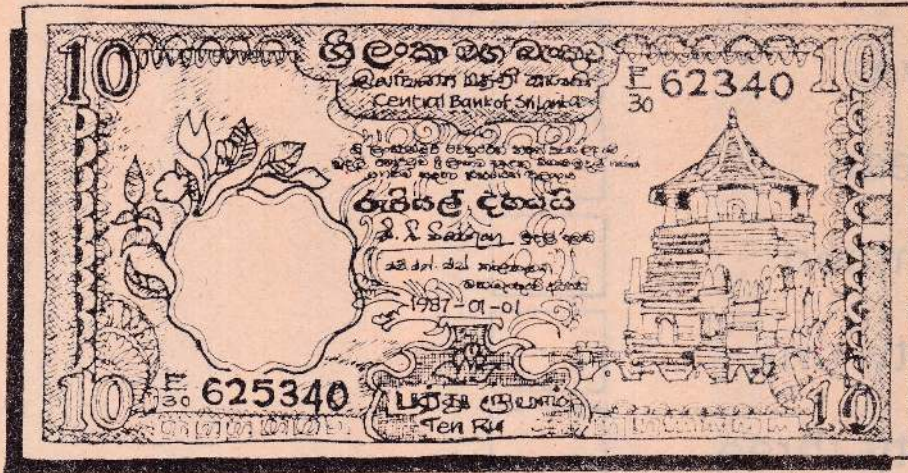
18 — 20 21

19 20 — 22

21 22 23 —

22 — 24 25

5. Say and write.



6. Say these in words and write.

11

15

13

16

19

12

18

20

22

25

7. Write these in numbers.

twelve

fourteen

seventeen

twenty-one

twenty-three

twenty-four

8. Write the numbers in words.

Ravi



Nimal



Cassim



Sunil




Ravi

Nimal

Cassim

Sunil

9.



1. Look at the bird's eye and count up to twenty-five.
2. Quickly look at the white rectangle.
3. What colour is the bird now?
4. Colour the bird.
5. Look again.

UNIT TEN

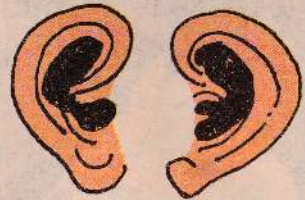
Parts of the Body




eyes



nose



ears



mouth



hands



fingers



legs



toes



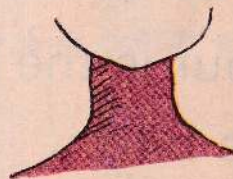
feet



head



face



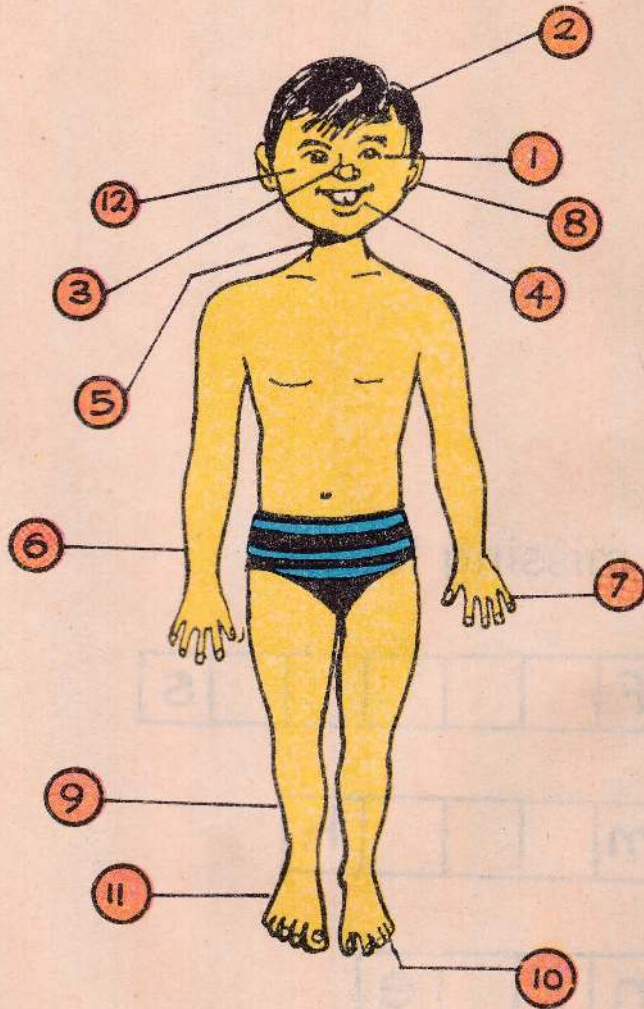
neck



hair

ACTIVITIES

1. Listen to the teacher.
2. Name the parts of the body.



- | | |
|---------|----------|
| 1. | 7. |
| 2. | 8. |
| 3. | 9. |
| 4. | 10. |
| 5. | 11. |
| 6. | 12. |

3. Draw an animal you like
and name the parts of its body.

4. Write the missing letters.



f						s
---	--	--	--	--	--	---



m				h
---	--	--	--	---



n			e
---	--	--	---



h				s
---	--	--	--	---




h			d
---	--	--	---

5. Do activity 9 on page 45 of the book.
Now do this activity.

magic pictures

You need

 x2
paper


coloured
pencils



1. Draw an animal.



2. Colour your picture with two colours.




3. Put a small black circle in your picture.

4. Look at the black circle. Count.
What colour is your picture now?



5. Look at your friends' pictures.



This book is given to you by the State. Please use it with utmost care, to be used by others to follow.

Name of School:

	Name of Student	Year	Signature of Class Teacher
1998			
1999			
2000			
2001			
2002			



