



# DISTRICT STATISTICAL HAND BOOK

**2020**

*District Secretariat  
Kilinochchi*



# **STATISTICAL HAND BOOK**

**2020**

## **Kilinochchi District**

*District Secretariat,*

*Kilinochchi.*

*Annual Publication*





# **Statistical Hand Book - 2020 Kilinochchi District**

**Direction : - Mrs.R.Ketheeswaran**

**Government Agent / District Secretary**

**Supervision: - Mr.J.J.C.Phelician**

**Director – Planning**

**Preparation :- 1) Mr.N.Gowrithasan**

**Deputy Director - Planning**

**2) Mr.A.Ketheeswaran**

**Assistant Director - Planning**

**3) Mr.K.Mayooran,**

**Development Officer**

**Pages :- 20 Pages + 335 Pages**







# Preface



It is with great pleasure and satisfaction to present the Statistical Hand Book of the Kilinochchi District for 2020. The information has been revised and updated to cover the year 2019. This document will provide the necessary information to the Planners and Development workers and the public in order to meet their different needs.

I wish to express my sincere thanks to the Director of Planning and his staff of District Planning unit who had endeavoured hard to make this publication a success and Divisional Secretaries and Local Heads of Department who furnished the relevant information.

Special thank is made to the Chief Secretary, Northern Provincial Council for allocating funds to publish this book with the valuable information.

Any constructive suggestions for the improvement of this publication from the users will be greatly appreciated.

Statistical Hand book is also obtainable by email on request to [dpskilinochchi@gmail.com](mailto:dpskilinochchi@gmail.com).

A handwritten signature in blue ink, consisting of a series of loops followed by a horizontal line that ends in an arrowhead pointing to the right.

Mrs.R.Ketheeswaran,  
District Secretary / Government Agent,  
District Secretariat,  
Kilinochchi.



<b>Chapter</b>	<b>Contents</b>	<b>Page No</b>
<b>Chapter -1</b>	<b>: Geographical Features</b>	<b>1 - 8</b>
<b>Chapter -2</b>	<b>: Administration</b>	<b>9 - 36</b>
<b>Chapter -3</b>	<b>: Population</b>	<b>37 - 73</b>
<b>Chapter -4</b>	<b>: Agriculture, Livestock, Irrigation &amp; Fisheries</b>	<b>74 - 163</b>
<b>Chapter -5</b>	<b>: Electricity</b>	<b>164- 164</b>
<b>Chapter -6</b>	<b>: Transport / Road</b>	<b>165- 175</b>
<b>Chapter -7</b>	<b>: Education</b>	<b>176- 193</b>
<b>Chapter -8</b>	<b>: Health</b>	<b>194- 217</b>
<b>Chapter -9</b>	<b>: Cooperative</b>	<b>218- 221</b>
<b>Chapter -10</b>	<b>: Housing</b>	<b>222- 246</b>
<b>Chapter -11</b>	<b>: Industries</b>	<b>247- 251</b>
<b>Chapter -12</b>	<b>: Rehabilitation</b>	<b>252- 314</b>
<b>Chapter -13</b>	<b>: Development Programme</b>	<b>315 -318</b>
<b>Chapter -14</b>	<b>: Sports</b>	<b>319 - 322</b>
<b>Chapter -15</b>	<b>: General</b>	<b>322 - 335</b>

**1. Geographical Features**

1.1	Area of Kilinochchi District -2019	1
1.2	Area of Kilinochchi District BY Divisional Secretariat	2
1.3	Land Use Patterns in Ha -Kilinochchi District	3 - 4
1.4	Annual Rainfall-Kilinochchi District (In.Mm)	5
1.5	Forest Plantation in Kilinochchi District	5
1.6	Forest Reserve in Kilinochchi District	6
1.7	State Forest in Kilinochchi Range	6
1.8	Annual Mean Temperature by Monthly - 2017 - 2019	7
1.9	Annual Relative Humidity by Monthly - 2017 - 2019	7
1.9	Annual Rainfall Iranaimadu Tank - 2019	8

**2.Administration**

2.1	Government Agents / District Secretaries - 1984 - To Date	9
2.2	Divisional Secretariat and Location - 2019	9
2.3	Addl.Government Agent - 1984 - To Date	10
2.4	Director Planning - 1984 - To Date	10
2.5	Accountant and Chief Accountant - 1984 - To Date	10
2.6	List of The Grama Officers Divisions and Villages-Kilinochchi District	11
	Divisional Secretariat Karachchi.	11 - 13
	Divisional Secretariat Kandawalai	14 - 16
	Divisional Secretariat Poonakary	17 - 19
	Divisional Secretariat Pachchilaipalli	20
2.7	Education Zones & Divisions - Kilinochchi District	21
2.8	Pradeshiya Sabhas - Kilinochchi District	21
2.9	Local Authorities and Grama Niladhari Division - 2019	21
2.10	Classification of Service Centers in Local Authority in Kilinochchi District - 2019	22
2.11	Local Government General Information	23
2.12	Staff Details of Office at the District Secretariat, Kilinochchi - 2019	24 - 25
2.13	Staff Details of Office at the Divisional Secretariat,Karachchi- 2019	26
2.14	Staff Details of Office at the Divisional Secretariat, Kandawalai- 2019	27
2.15	Staff Details of Office at the Divisional Secretariat,Poonakary- 2019	28
2.16	Staff Details of Office at the Divisional Secretariat, Pachchilaipalli- 2019	29
2.17	Staff Details of Office at the Karachchi Pradeshiya Sabha- 2019	30 - 31
2.18	Staff Details of Office at the Poonakary Pradeshiya Sabha - 2019	32 - 33
2.19	Staff Details of Office at the Pachchilaipalli Pradeshiya Sabha - 2019	34 - 35
2.20	Staff details of Office at the ACLG Office at Kilinochchi District - 2019	36

**3. Population**

3.1	District Population As At 31.12.2019	37
3.2	Population As At 31.12.2019 - Kilinochchi District.	38
3.3	Population Figures Ethnic Wise As At 31.12.2019 Kilinochchi istrict	39
3.3.1	Divisional Secretariat - Karachchi	40 - 41
3.3.2	Divisional Secretariat - Kandawalai	42
3.3.3	Divisional Secretariat - Poonakary	43
3.3.4	Divisional Secretariat - Pachchilaipalli	44
3.4	Kilinochchi District Population Strength -2019	45
3.5	Population of Kilinochchi District By Age Group And Sex Wise 2019	45
3.5.1	Divisional Secretariat - Karachchi	46 - 47
3.5.2	Divisional Secretariat - Kandawalai	48
3.5.3	Divisional Secretariat - Poonakary	49
3.5.4	Divisional Secretariat - Pachchilaipalli	50
3.6	Review of District Population & Density Before Displacement In 2006	51
3.7	District Population & Density In 2019 - Kilinochchi District	52
3.8	District Population Density Urban & Rural - 2019	53
	Divisional Secretariat - Karachchi	54 - 55
	Divisional Secretariat - Kandawalai	56
	Divisional Secretariat - Poonakary	57
	Divisional Secretariat - Pachchilaipalli	58
3.8	Census of Population 1871 -2018 & Population By Year 1993 -2019	59
	Cencus Population 1871 -2019	59
	Population by Year 1993 -2019	59
3.9	Census of Population & Density -2019	60
3.10	Population by Religion Wise- Kilinochchi District - 2019	61
	Divisional Secretariat - Kandawalai	61
	Divisional Secretariat - Karachchi	62
	Divisional Secretariat - Poonakary	63
	Divisional Secretariat - Pachchilaipalli	64
3.11	Occupations in Kilinochchi District - 2019	65
3.12	Details of Employee &Unemployed in Kilinochchi District - 2018- 2019	66
3.13	Pension Details - 2002 - 2019	67
3.14	Categories of Income in Kilinochchi District - 2019	68
3.15	Vital Statistics Crude Birth, Deaths And Increase 2001 - 2019 -Kilinochchi District	69
3.16	Birth and Deaths 2001 - 2019 Kilinochchi District	70
3.17	Details of Births, Deaths & Marriages Adr Division Wise - 2019	71
3.18	No.of Marriages Year Wise Kilinochchi District - 2001 -2019	71
3.19	Details of Births, Deaths & Marriages 2010 - 2019	72
3.20	Kilinochchi District Registered Voters - 2019	73
3.21	Kilinochchi District - Electoral Strength 2001 - 2019	73

**4. Agriculture, Livestock, Irrigation and Fisheries**

<b>4.1</b>	<b>Agriculture</b>	
4.1.1	Basic Information in Farmers 2019	74
4.1.2	Agriculture Basic Details in Kilinochchi District - 31-12-2019	75
4.1.3	Achievement of Paddy Production Programme Kilinochchi District Maha/ Yala 2019	76
4.1.4	Target and Achievement Yield of Paddy	77
4.1.5	Target and Achievement of Other Field Crops Maha & Yala (Ha)	78
4.1.6	Extent and Production of Other Field Crops-Maha 2019/2020/ Yala 2020 Kilinochchi District (Ha & Mt)	79
4.1.7	Extent of Selected Fruit Crops in Kilinochchi District -2018-2019	80
4.1.8	Staff Details of Office at the Department of Agriculture (Ext) , Kilinochchi - 2019	81 - 82
4.1.9	Details of Agrarian Services Centers - 2019	83
4.1.10	Fertilizer Supplied By Agrarian Service Centers - 2019	84
4.1.11	Details of Paddy Land - 2019	85
4.1.12	Number of Ponds, Acreage Benefited and Farm Families by DS Division - 2019	86
4.1.13	Farmers Organization and Members by Agrarian Service Centre - 2019	86
4.1.14	Staff Details of Office at the Department of Agrarian Development, Kilinochchi - 2019	87
4.1.15	Extent Under Coconut in Kilinochchi District - 2019	88
4.1.16	Other Particulars of Coconut in Kilinochchi - 2019	88
4.1.17	Home Garden Seedlings Distribution - 2017,2018 & 2019	88
4.1.18	Palmyrah Development Board Palmyrah Products, Kilinochchi District-2018 - 2019	89
4.1.19	Distribution of Palmyrah Seeds & Seedlings in Kilinochchi District 2012 - 2019	90
4.1.20	Details of Minor Tanks	91 - 98
4.1.21	Details of Minor (Ponds) Tanks	99 - 124
<b>4.2</b>	<b>Livestock</b>	
4.2.1	Basic Details of Livestock in Kilinochchi District - 31.12.2019	125
4.2.2	Basic Details of Livestock in Kilinochchi District - 31.12.2019	126
4.2.3	Livestock Statistics, Kilinochchi District - 2013- 2019	127
4.2.4	Average Annual Milk Production, Kilinochchi District 2018 - 2019	128
4.2.5	Average Annual Egg Production 2018 - 2019	128
4.2.6	Details of Immunisation DS Division Wise 2015 ,2016 ,2017 , 2018 &2019	129
4.2.7	Distribution of Breeding Materials in 2016-2019	130
4.2.8	Number of Animal Immunized Against Diseases And Year 2014 - 2019	131
4.2.9	Animal Health Extension and Breeding Services, Kilinochchi District	131
4.2.9.1	A. Number of Artificial Inseminations 2016-2019	131
4.2.9.2	B.Immunization 2011	131
4.2.9.3	C.Immunization 2012	132
4.2.9.4	D.Immunization 2013	132

## Tables of Contents

**Page -  
No**

4.2.9.5	E.Immunization 2014	132
4.2.9.6	F.Immunization 2015	133
4.2.9.7	G.Immunization 2016	133
4.2.9.8	H.Immunization 2017	133
4.2.9.9	I.Immunization 2018	134
4.2.9.10	J.Immunization 2019	134
4.2.10	Details of Milk, Meat Production in Kilinochchi District -2001- 2019	135
4.2.11	Livestock Statistics in Kilinochchi District - 2019	136
4.2.12	Livestock Statistics in Kilinochchi District 2011-2019	136
4.2.13	Staff Details of Office at The Veterinary Surgeon, Kilinochchi - 2019	137
<b>4.3</b>	<b>Irrigation</b>	
4.3.1	Basic details of Irrigation in Kilinochchi District - 31.12.2019	138
4.3.2	Monthly Rainfall in Kilinochchi District - 2001 - 2018	139 - 144
4.3.3	Name of Rivers and Particulars Related to Irrigation Facility - 2019	145
4.3.4	Details Major / Medium Tanks in Kilinochchi District - 2019	145
4.3.5	Details of Water Level in Major Tanks in Kilinochchi District ( 2007 - 2019)	146
4.3.6	Salt Water Exclusion - 2019	147
<b>4.4</b>	<b>Fisheries</b>	
4.4.1	Fisheries Co-operative Societies in Kilinochchi District-2019	148
4.4.2	Fisheries Particulars in Kilinochchi District 2019	149
4.4.3	Basic Information in Fisheries Sector - 2019	150
4.4.4	Number of Fishing Craft Kilinochchi District - 2019	150
4.4.5	Fishing Productions in Kilinochchi District By Monthly In Kg- 2012 - 2019	151
4.4.6	Fish Production for the year in Kilinochchi District - 2019	152
4.4.7	Fish Production by the year - 2012 2019	152
4.4.8	Details of Fishing Village in Kilinochchi District - 2019	153
4.4.9	Cooperative Society and Beneficiaries - 2019	154
4.4.10	Crafts Operation -2019	154
4.4.11	Factory Harbor, Products-2019	154
4.4.12	Detail of Active Tanks in Kilinochchi District for Inland Fishing - 2019	155
4.4.13	Details of Inland Fisheries Societies - 2019	156
4.4.14	Details of Fisherman and Canoes - 2013-2019	157
4.4.15	Stocking Data TanksWise -2019	158
4.4.16	Stocked Fingerlings Year Wise - 2012 - 2019	159
4.4.17	Inland Fishery and Aquaculture 2019	160
4.4.18	Costal Area in Kilinochchi District	161 - 163



**5. Electricity & Tele Communication**

5.1	Electricity Supply Kilinochchi District .No.of Consumers by Categorized -2019	164
5.2	Length of Electricity Distribution System in Kilinochchi District-2019	164

**6. Transport / Road**

6.1	Basic Details of Road in Kilinochchi District - 31.12.2019	165
6.2	Length of Roads By Type And DS Division 2019	166
6.3	Length Of Roads By Type And DS Division 2019	166
6.4	A & B Class Roads Under the Executive Engineer's Division Road Development Authority - Kilinochchi - 2019	167
6.5	Length of "A and B" Class Road Maintained by Road Development Authority in Kilinochchi District - 2019	167
6.6	A & B Class Roads Under The Executive Engineer's Division, RDA In Kilinochchi District - 2019	168
6.7	C & D Class Roads Under the Executive Engineer's Division, RDD - 2019	169 - 170
6.8	Local Government Rural Road Details as at 31.12.2019	171
6.9	Length of Roads by Local Authority And Type Of Road- 2019	172
6.10	Number of Registered Vehicles By DS Division - 2019	173
6.11	Number of Registered Vehicles by Kind of Vehicle -2015 - 2019	173
6.12	Northern Region Transport Board In Kilinochchi District - 2019	174
6.13	Northern Region Transport Board - 2017 - 2019 Kinochchi District	175

**7. Education**

7.1	Education Basic Details in Kilinochchi - 31.12.2019	176
7.2	Schools - Kilinochchi District Schools by Divisional Secretariat Wise - 2007	177
7.3	Schools - Kilinochchi District Schools by Divisional Secretariat Wise - 2019	177
7.4	Number of Schools & Pupils , Teachers Ratio 2003-2019	178
7.5	Particulars of Teachers in 2016 - 2019	178
7.6	Number of Students in Kilinochchi District 2014 - 2019	179
7.7	Strength of Staff in Kilinochchi District - 2019	179
7.8	Students Particulars in Year 2019	180
7.9	No.of Students Sat The G.C.E (O/L), 5 <sup>th</sup> Scholarship and The Results Kilinochchi District - 2013 -2019	181
7.10	No.of Students Sat The G.C.E (A/L) & the Results Kilinochchi District - 2003 - 2019	181
7.11	Grade Five Scholarship Results 2016 - 2019	182
7.12	General Certificate of Education - Ordinary Level Exam Result 2016 - 2019	182
7.13	Year 5 Scholarship Result 2006 - 2019	183
7.14	General Certificate of Education - Ordinary Level Exam Result 2006 - 2019	184
7.15	General Certificate of Education - Advance Level Exam Result 2006 - 2019	185
7.16	General Certificate of Education - Advance Level Exam Result DS Division Wise 2013 - 2019	186
7.17	General Certificate of Education - Advance Level Exam Result Subject Wise 2013 - 2019	186
7.18	Free Books For Students Issued in 2019	187
7.19	Details of Students And Teachers in 2019	187

## Tables of Contents

**Page -  
No**

7.19.1	Karachchi DS Division	188 - 189
7.19.2	Kandawalai DS Division	190
7.19.3	Poonakari DS Division	191
7.19.4	Pachchilaipalli DS Division	192
7.20	Details of Pre - Schools in Kilinochchi District in 2019	193
7.21	Details of Physical Resources For Pre Schools in Kilinochchi District -2019	193
<b>8. Health</b>		
8.1	Basic Details of in Kilinochchi District - 31.12.2019	194
8.2	Health Indicators Details in Kilinochchi District as at 31.12.2019	195
8.3	Out Patient Attendance, Average Daily Attendance at OPD by Institution wise in District - 2019	196
8.4	Bed Strength, Bed Occupancy Rate, Average Duration of Stay in Hospital by Type of Institution in Kilinochchi District - 2019	196
8.5	New Acceptance of Family Planning Methods in Kilinochchi District- 2019	197
8.6	Population Land Extent and Population Density by Districts and by Moh Area in Kilinochchi - 2019	197
8.7	Details of Surgeries in Kilinochchi District - 2019	198
8.8	Malaria Cases : Population * Ratio by Kilinochchi District - 2019	198
8.9	Clinic Attendance in Kilinochchi District - 2019	199
8.10	Details of Regarding Malaria, Dengue, Tuber- Culosis, Filariasis, Leprosy, Std & Rabies - 2018	200
8.11	Details of Vaccination in Kilinochchi District - 2019	201 - 202
8.12	Information Regarding the Vacancies of Medical Officers 2019	203 - 205
8.13	Dengue Case by MOH Division in Kilinochchi District - 2019	206
8.14	Birth in Govt.Hospital, Private Hospital Birth Home Deliveries - 2018-2019	207
8.15	Demographic & Health Indicators - 2019	207
8.16	Dengu Fever Control Activities - 2019	208
8.17	Dengue Notification Confirmed Cases by Moh Area - 2019	208
8.18	Staff Details of Office at the RDHS, Kilinochchi - 2019	209-215
8.19	Road Traffic Accidents 2012 - 2019 (Admitted to General Hospital, Kilinochchi)	216
8.20	Registered Private Pharmacies by Divisional Secretariat - 2019	216
8.21	Number of Patient Identified as Hiv / Aids As General Hospital Kilinochchi - 2012 - 2019	216
8.22	Patients Statistical Report - Department of Indigenous Medicine in Kilinochchi District - 2019	217
<b>9. Cooperative</b>		
9.1	Co-operative Societies Registerd Details Kilinochchi District 31.12.2019	218 - 219
9.2	Co-Operative Societies (Category Wise) in Kilinochchi District - 2019	220
9.2	Thrift and Credit Co-Operatives in Kilinochchi District-2019	220
9.3	Particulars of Multi-Purpose Co-Operative Societies in Kilinochchi District - 2019	221

**10. Housing**

10.1	DS Division Wise, Programme Wise Statistical Information Pertaining to Housing Development Activities Implemented By National Housing Development Authority, Kilinochchi - 2019	222
10.2	Year Wise, DS Division Wise, Programme Wise Statistical Information Pertaining to Housing Development Activities Implemented By National Housing Development Authority, Kilinochchi after Resettlement - 2019	223
10.3	Housing Progress & Request in Kilinochchi District - 2019	224 - 225
10.4	Housing Progress After Resettlement -2019	226 - 233
10.5	Housing Facilities by Divisional Secretariat - 2019	234
10.5.1	Divisional Secretariat - Kandawalai	234
10.5.2	Divisional Secretariat - Karachchi	235
10.5.3	Divisional Secretariat - Poonakary	236
10.5.4	Divisional Secretariat - Pachchilaipalli	237
10.6	Constructed After Resettlement Houses by G.N Division- 2019	238
10.6.1	Divisional Secretariat - Kandawalai	239
10.6.2	Divisional Secretariat - Karachchi	240 - 241
10.6.3	Divisional Secretariat - Poonakary	242
10.6.4	Divisional Secretariat - Pachchilaipalli	243
10.7	Toilet Facilities in Kilinochchi District -2019	244
10.8	Water Facilities in Kilinochchi District 2019	245
10.9	Electricity Facilities in Kilinochchi District - 2019	246

**11. Industries**

11.1	Basic Details of Industries in Kilinochchi Distric - 31.12.2019	247
11.2	Number of Employees in Industrial Sector in Kilinochchi District - 2019	248
11.3	Small / Cottage/Self Employed Industries in Kilinochchi District - 2019	248
11.4	Number of Employees in Small Industries - 2019	249
11.5	Vocational Training Centres under the Department of Industries in Kilinochchi District - 2019	249
11.6	Number of Handicraft in Self Employees under the Various Financial Sources in Kilinochchi District - 2019	250
11.7	Industrial Development Training in Self Employees in Kilinochchi District - 2019	251
11.8	Staff Details of Industrial Department in Kilinochchi District - 2019	251

**12. Rehabilitation**

12.1	Number of Widows by G.N. Division, Age, Dependency, Assistance, Cause of husband death and Income in Kilinochchi District - 2019	252
12.1.1	Divisional Secretariat -Karachchi	253 - 255
12.1.2	Divisional Secretariat -Kandawalai	256
12.1.3	Divisional Secretariat - Poonakary	257
12.1.4	Divisional Secretariat - Pachchilaipalli	258
12.2	Number of Women Headed by D.S Division, Age, Dependency, Assistance, Cause of husband death and Income in Kilinochchi District - 2019	259

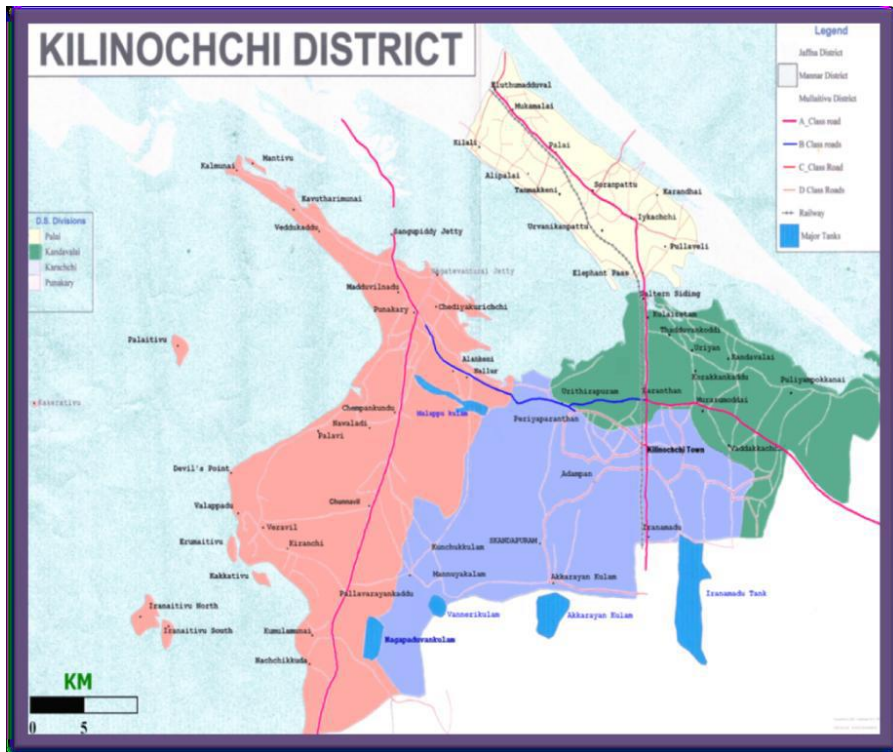
**Tables of Contents****Page -  
No**

12.2.1	Divisional Secretariat -Karachchi	260 - 262
12.2.2	Divisional Secretariat -Kandawalai	263
12.2.3	Divisional Secretariat - Poonakary	264
12.2.4	Divisional Secretariat - Pachchilaipalli	265
12.3	Number of Disabled Person and Type of Disability in Kilinochchi District- 2019	266
12.3.1	Divisional Secretariat -Kandawalai	266
12.3.2	Divisional Secretariat -Karachchi	267 - 268
12.3.3	Divisional Secretariat - Poonakary	269
12.3.4	Divisional Secretariat - Pachchilaipalli	270
12.4	Issue of Relief Dry Ration in Kilinochchi District- 2019	271
12.4.1	Divisional Secretariat -Kandawalai	272
12.4.2	Divisional Secretariat -Karachchi	273 - 274
12.4.3	Divisional Secretariat - Poonakary	275 - 276
12.4.4	Divisional Secretariat - Pachchilaipalli	278
12.5	Performance of Counseling Intervention - 2019	279
12.6	Reported Child Abuses by Type of Abuse in Kilinochchi District - 2019	280
12.6.1	Divisional Secretariat -Kandawalai	280
12.6.2	Divisional Secretariat -Karachchi	281 - 282
12.6.3	Divisional Secretariat - Poonakary	283
12.6.4	Divisional Secretariat - Pachchilaipalli	284
12.7	Rehabilitation Authority Progress in Kilinochchi District - 2019	285
12.8	Number of Orphans Children by Divisional Secretariat in Kilinochchi District - 2019	286
12.8.1	Divisional Secretariat -Kandawalai	286
12.8.2	Divisional Secretariat -Karachchi	287
12.8.3	Divisional Secretariat - Poonakary	288
12.8.4	Divisional Secretariat - Pachchilaipalli	289
12.9	Number of Disabled Children by GN Division and Type of Disability in Kilinochchi District- 2019	290
12.9.1	Divisional Secretariat -Kandawalai	290
12.9.2	Divisional Secretariat -Karachchi	291 - 292
12.9.3	Divisional Secretariat - Poonakary	293
12.9.4	Divisional Secretariat - Pachchilaipalli	294
12.10	Number of Children Home in Children Home by Divisional Secretariat - 2019	295
12.11	Children Details of Kilinochchi District - 2019	296 - 297
12.12	Details of Probation & Childcare in Kilinochchi District 31.12.2019	298 - 299
12.13	Details of Mine / UXOCasulty Kilinochchi District 2019	300
12.14	Number of Mine / UXOCasulty by Year 1993 - 2019	300
12.15	Number of Mines Cleared by Year and Device Type 2003-2019	301
12.16	Basic Details of Social Services in Kilinochchi District 31.12.2019	302 - 303
12.17	Beneficiaries under Social Service Assistance by Divisional Secretariat - 2019	304
12.17.1	Divisional Secretariat -Kandawalai	304
12.17.2	Divisional Secretariat -Karachchi	305 - 306

<b>Tables of Contents</b>		<b>Page - No</b>
12.17.3	Divisional Secretariat - Poonakary	307
12.17.4	Divisional Secretariat - Pachchilaipalli	308
12.18	Number of Mentally Affected Children and Child Labour by Divisional Secretariat - 2019	309
12.18.1	Divisional Secretariat -Kandawalai	309
12.18.2	Divisional Secretariat -Karachchi	310 - 311
12.18.3	Divisional Secretariat - Poonagari	312
12.18.4	Divisional Secretariat - Pachchilaipalli	313
12.19	Summary Report on Disaster kilinochchi District - 2019	314
12.20	Drought Affected People in Kilinochchi District - 2019	314
<b>13. Development Programme</b>		<b>315</b>
13.1	Summary of Development Projects – Kilinochchi District 2019	
13.2	Summary of the Progress Report Implemented by National Level, District & Divisional & Other NGO in Kilinochchi District in 2019	316
13.3	Samurdhi Programme - 2019	317
13.4	Provincial Specific Development Grant (PSDG) in Kilinochchi District 2019	318
<b>14. Sports</b>		
14.1	Sports Clubs in Kilinochchi District - 2019	319
14.2	Details of Sports Clubs in Kilinochchi District - 2019	319
14.2.1	Divisional Secretariat -Kandawalai	319
14.2.2	Divisional Secretariat -Karachchi	320
14.2.3	Divisional Secretariat - Pachchilaipalli	321
14.2.4	Divisional Secretariat - Poonagari	322
<b>15. General</b>		
15.1	Details of Banks in Kilinochchi District - 2019	323
15.2	Details of Financial organization in Kilinochchi District - 2019	324
15.3	Post Office and Sub Offices in Kilinochchi District - 2019	325-327
15.4	Kilinochchi Postal Division Cadre Strength - 2019	328
15.5	Rural Development Societies in Kilinochchi District - 2019	329
15.6	Rural Development , Women Development Centre Training Centres - 2019	329
15.7	National Youth Services Council Kilinochchi District - 2019	330
15.8	Youth Clubs In Kilinochchi District - 2019	330
15.9	Place of Worships in Kilinochchi District- 2019	331
15.10	Samurthi Bank Society in Kilinochchi District 2019	331
15.11	Trades Centres in Kilinochchi District - 2019	332
15.12	Livelihood Assistance in Kilinochchi District- 2019	333
15.13	Tourism Places in Kilinochchi District	334 - 335

No	Figure of Contents	Page - No
Figure : 1.1	Land Area of Kilinochchi District - 2019	1
Figure : 1.2	Area of Kilinochchi District By DS Division	2
Figure : 1.4	Annual Rainfall - Kilinochchi District	5
Figure : 3.1	Population in Kilinochchi District 31.12.2019	37
Figure : 3.2	Sex Wise Population - 31.12.2019	38
Figure : 3.3	Population Figures Ethnic Wise - 31-12-2019	39
Figure : 3.6	District Population & Density Before 2006	51
Figure : 3.7	District Population & Density - 2019	52
Figure : 3.9.1	Census of Population 1871 - 2019	59
Figure : 3.9	Census of Population & Density - 2019	60
Figure : 3.15	Income Deatails	68
Figure : 3.16	Birth & Death Details	69
Figure : 4.1.18	Distribution of Palmyrah Seeds & Seedlings in Kilinochchi District 2012 - 2019	90
Figure : 4.2.10	Details of Milk, Meat Production in Kilinochchi District 2000 - 2019	135
Figure : 4.4.5	Fishing Productions in Kilinochchi District By Monthly In Kg - 2011 - 2019	151
Figure : 7.13	Year 5 Schoolrship Result 2006 - 2019	183
Figure : 7.14	Ordinary Level Exam 2006 - 2019	184
Figure : 7.15	Advance Level Exam Result 2006 - 2019	185

# INTRODUCTION



Kilinochchi district is situated in middle of the Northern Province of Sri Lanka. Geographically most of the area of the district lies on the main land. The district covers a land area of approximately 1279sq.Km and inland water covers an area of 444.30 sq.km. The borders of the District are the North boundary is Jaffna District, East and South boundary is Mullaitivu District and West and South boundary is Mannar District. The District is divided into four Divisional Secretary Divisions, such as Karachchi, Kandawalai, Poonagary and Pachchilaipalli. Each headed by Divisional Secretary (previously known as an Assistant

Government). The DS Divisions are further sub-divided into 95 Grama Niladhari Divisions (GN Divisions) and 354 villages.

The land in Kilinochchi District is categorized as flat with less than 10% slop. There are 4 major, 5 medium irrigation tanks and 127 minor tanks and 433 ponds all over the district and connected 7 rivers to conserve rain water. The Divisions are Karachchi 4 m, Kandawalai 3 m, Poonagary 2 m and Pachchilaipalli 3 m above the sea level.

### **Administration**

The Government Agent/District Secretary is an executive officer for the entire district. The Government administration works at the levels of Central, Provincial, District, Divisional and Village level. Administratively, Kilinochchi district is divided into four Divisional Secretary divisions, namely Karachchi, Kandawalai, Poonagari and Pachchilaipalli. There are 95 Grama officers divisions in this District. Three Local bodies (Pradeshiya Sabhas) are functioning in Kilinochchi district. They are Karachchi, Poonagari and Pachchilaipalli. 04 Medical Officers of Health divisions and one Educational zone are functioning in this district.

District Population -31.12.2019

<b>S. No.</b>	<b>DS Division</b>	<b>No. of GN Division</b>	<b>Total No. of families</b>	<b>Total No. of Members</b>
1	Karachchi	42	25,650	78,552
2	Kandawalai	16	8,735	26,714
3	Poonagary	19	7,865	26,484
4	Pachchilaipalli	18	4,491	14,242
	<b>Total</b>	<b>95</b>	<b>46,741</b>	<b>145,992</b>



## **Vision Statement**

“Providing effective services to the public through new modernized administration”

## **Mission**

“According to the policy of the state upgrade the development and socio cultural values of the district using the available resources in an effective way through integration.”

## **Values**

1. Providing dispassionate and honest service in effective manner.
2. Delivering dignified Public Service.
3. Treating employees as equals in every aspects.
4. Promoting environmental friendly products.

## **Climate and Rainfall**

The climatic condition of this district is dry, humid and tropical. The average annual rainfall in the district is 3,970.15 mm and 75% of the rainfall receives during the period from September to December by North-West monsoon periodical wind. The remaining period other than a fore said of the year is dry and warm. Because of the warm temperature experiences every year from June to August, this period is considered as dry season. The monthly average temperature range is 25C to 30 C.

## **Soil and Natural Resources**

The Soil of the District is fertile and having enough minerals for the better growth of any kind of crops.

## Soil Structure and Types

i	Red and Yellow late soil	12.04%
ii	Flat to slightly undulating terrain	27.96%
iii	Solarized of Solo check Flat terrain	25.96%
iv	Alluvial soil of various drainage and texture	11.99%
v	Raga soil on recent beach and dourer sand flat terrain	17.99%
vi	Eroded land	04.06%
	<b>Total</b>	<b><u>100%</u></b>

## Land Use Pattern

Land Use survey of 2019 reveals that 33.27% of the district land is coming under Agriculture land. Paddy is cultivating in 23.5% of the land. Specially used cropland and other crops cover 4.4% of the land and perennial crops like coconut, palmyrah, jack, mango, cashew and other fruit crops cover 17% of the agriculture land. The natural forest and forest plantation covers 28.94% of the district land area.

### Agriculture

Kilinochchi District is predominantly an agriculture economy depending mainly on tanks and irrigation network. Paddy is the main crop and it is a surplus product. About 24,935 farmers and 18,470 farm labourers are involved in agriculture and livestock in the district. The total extent of asweddumized land coming under Major, Medium and Minor Irrigation schemes and rain fed paddy cultivation which is around 31,154 hectares but the highest cultivation recorded in 2018/2019 33421.40 hectares.

The soil condition in certain parts of the district is more suitable for cultivation of vegetable and other field crops, high value cash crops and fruit crops. The development policy objective is to break away from subsistence agriculture by promoting high value crops under intensive and commercially oriented agriculture system since it will increase production, incomes and provide greater employment and higher standard of living.

## **Livestock**

Livestock is an important traditional economic activity and is integrated with crop cultivation. The district has a large extent of resourceful agricultural land with large number of breed cattle and buffaloes. There are also a considerable number of goats, sheep and poultry in the district. More than 80% of the cattle population is of local indigenous breed with low productivity.

This sector is considered as an additional source of income for farming society in the region. Several stakeholders' i.e government sector, private sector and NGOs are involved to strengthen the sector through their various projects and programmes. Average milk collection has been decreased from 5,730,140 Litters to 4,346,967 liters per year in 2019, because of promotion activities climate changes of livestock sector. Poultry eggs production has been decreased by 1.3 % compare with 2018 & 2019.

## **Irrigation**

Kilinochchi District is being largely an agriculture district; it is mostly depending on the irrigation network for its development. The Land area of the district is 127,900 Ha and water way of 13,756.9 Ha. Population is about 145,997. The extent under Paddy cultivation is about 31,154 Ha. in 2019. These cultivate land of 23,899 Ha divide as under major irrigation 12,600.80 Ha minor irrigation 1154.10 Ha and rain fed 17,397.10 Ha. High land crop is about 9,660 Ha. The district has 7 river basins with its own catchment areas and there are 4 major tanks, 5 medium tanks, 127 minor tanks , 443 ponds and the coastal area of the district has S.W.E bunds. Irrigation sector is covered by 2 departments, such as the Provincial Irrigation Department and Agrarian Development Department. The major and medium tanks comes under the purview of the Irrigation Department

while minor tanks and ponds coming under the purview of the Agrarian Development Department.

The Cultivators in this district solely depend on rainfall for their irrigation through storage reservoirs and rain fed cultivation, as there are no other sources of supply.

### **Fisheries**

Fishing is the second most important activity of the people. The district has two coastal belts, one of 21 kilometers in the East and another of 133 kilometers of the West. Fishermen are engaged in deep sea fishing, coastal fishing as well as inland fishing. The administrative district of Kilinochchi has four fisheries divisions. They are Nachchikuda, Poonagary, Kandawalai and Pachchilaipalli. 29 fishing villages and 26 fishing centers are available within these four divisions with an active fishing population of 3,994 fishermen.

Fresh water fishing is undertaken in 9 major & minor tanks in the district. The fisheries sector provides direct employment 3% of the population and in addition, provides indirect employment to a number of people in the field of marketing, transport and processing. Average Fish production has been decreased from 11,062.99 Mt to 11,269.50 Mt per year in 2019.

### **Education**

Kilinochchi district has the same educational system like the rest of the country. Though there is a need for a curriculum with regional focus in the district has not been implemented. To a degree administration has been decentralized, but however, policy and financial decisions are still centralized. The provision of education is the function of the state and it is devolved to the provincial education authorities, whereas the tertiary education and technical education are managed by central authorities.

The administrative district of Kilinochchi has only one Educational Zone with 4 Educational Offices. There are 112 schools consisting of 2 National schools, 10 1AB schools, 15 1C schools, 37 type II schools and 40 type III schools. There are 112 schools in the district out of which 104 schools are functioning at present. Only eight schools are temporarily closed in the Kilinochchi district. The student's population is 32,225 in 2019. (According to Zonal Education office' figures) The number of teachers serving in schools in 2019 was 2,098 with teacher's ratio 16:3 according to zonal education office figures in 2019. The Grade five Scholarship, G.C.E Ordinary Level and Advance Level Science laboratories have to be rehabilitated and equipped to improve the teaching learning process. Under the Information Technology development programmes, schools have been given computers and instruction to teachers to facilitate our students to acquire knowledge in information technology.

### **Health**

The estimated year end population of Kilinochchi district was 145,997 persons in 2019. One district General Hospital and ten Health institutions are functioning in Kilinochchi District. General Hospital is the main health and medical institution for the people of Kilinochchi district.

All curative institutions come under the administration of Regional Director of Health Services, Kilinochchi. These institutions are coming a network in two levels such as 5 Divisional Hospitals, and 3 in Primary Medical Care Unit. In the Preventive sector under the each Medical Officer of Health (MOH) there are clinic centers which provide mainly Maternal and Child Health Care services.

Regional Director of Health Services is in charge of all promoters, preventive, curative and rehabilitative health activities in the district. Under him, Head of Institutions namely Medical Superintendent, District Medical Officers, Medical Officers in charge and Medical officer of Health are functioning. And also the

indigenous hospitals is provides curative service to the public by the Ayurvedic Dispensaries in the district.

### **Housing**

Housing is one of the main basic needs and is crucial to socio economic development and poverty alleviation. As far as Kilinochchi district is concerned 38,931 houses had been fully damaged and 6,131 houses partly damaged. Out of this, 24,050 houses have been newly constructed and 4,892 houses have been reconstructed with the assistance of government and assisting agencies. 12,000 new houses are to be constructed to fulfill the housing requirement of Kilinochchi district.

### **Tourism**

Tourism development in Kilinochchi district is in initial stage. This industry can be developed, because of it has many prominent historical places such as Poonagary fort, Mannithalai Sivan Temple, Kuveni fort, Uttupulam well and other famous beaches as Mannithalai beach, Gowtharaimunai beach, Pallikuda beach and include Iranaimadu tank as well. Further bird sanctuaries are such as Vannerikulam and Chundikulam. Hence, the historical religious places also important locations for tourism, the places are Uruthirapuram Siva Temple, Iranaitive St. Antony's church and Puliya pokkanai Nagathamprai kovil.

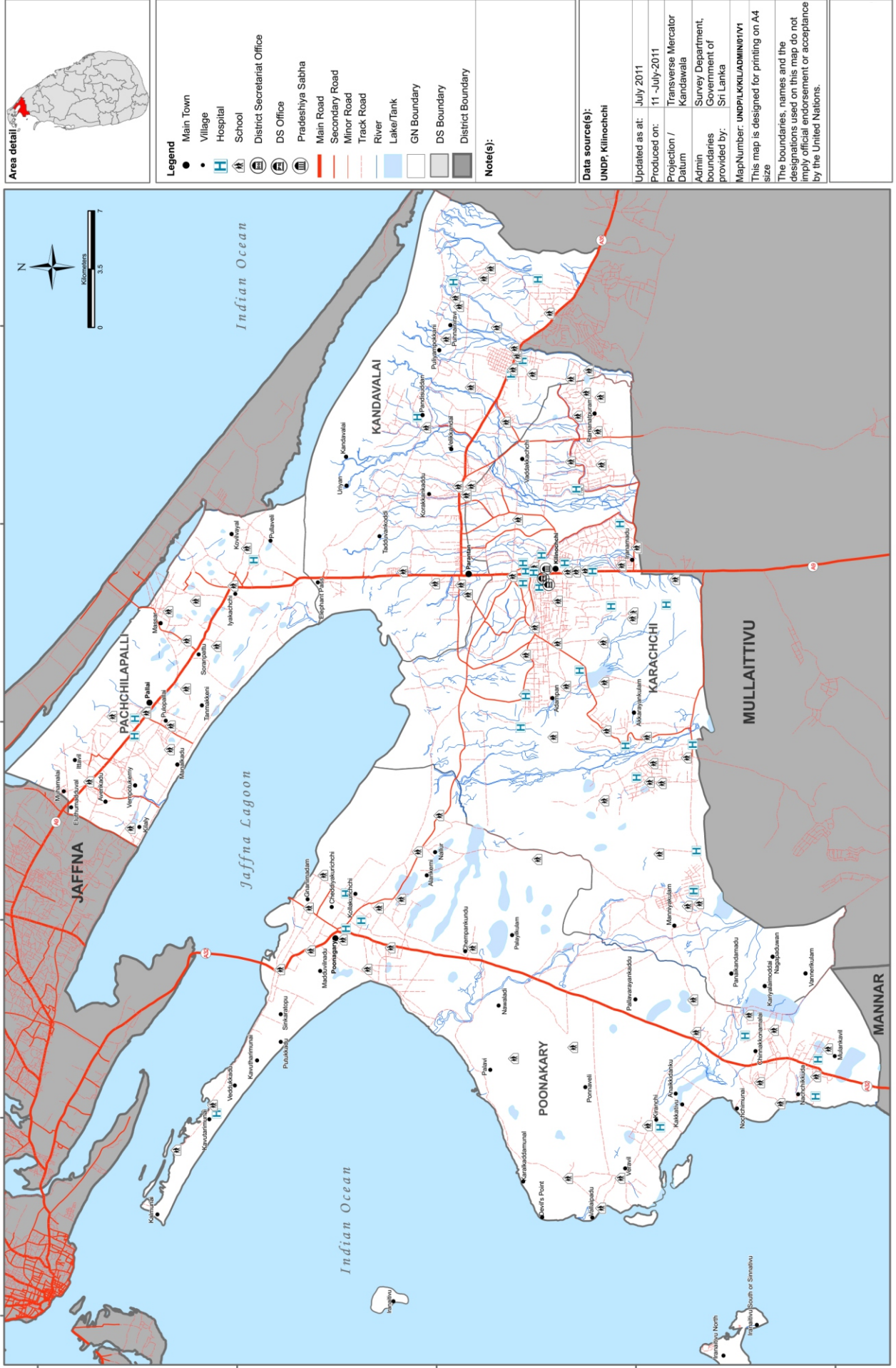
### **Socio – Economic Status**

The living standard of the resettled people is gradually getting improved since resettlement commenced in 2009 by the assistance of the Ministry of Resettlement, Ministry of Economic Development, UN Agencies and the PTF approved NGO. The livelihood of the people who were affected by the conflict is being rebuilt. The Loan facilities are adequately available from Banks and other financial organizations to encourage the people to commence business and small enterprises for the up lifting of their livelihood.



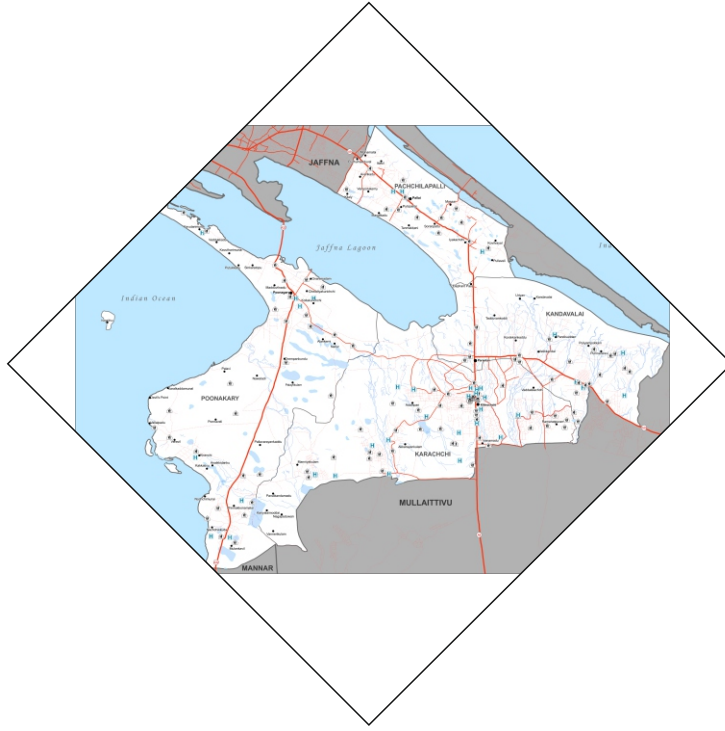
# District: Kilinochchi

# Administrative Map









# Chapter I



Table : 1.1

### Land Area of Kilinochchi District -2019

S.No	A.G.A'S Division	Total Area Sq.Km
1	Karachchi	358.00
2	Kandawalai	318.00
3	Poonakary	439.00
4	Pachchilaipalli	164.00
<b>Total</b>		<b>1279.00</b>

Source:- Land Use Planning Unit,Kilinochchi (Including Water Surface)

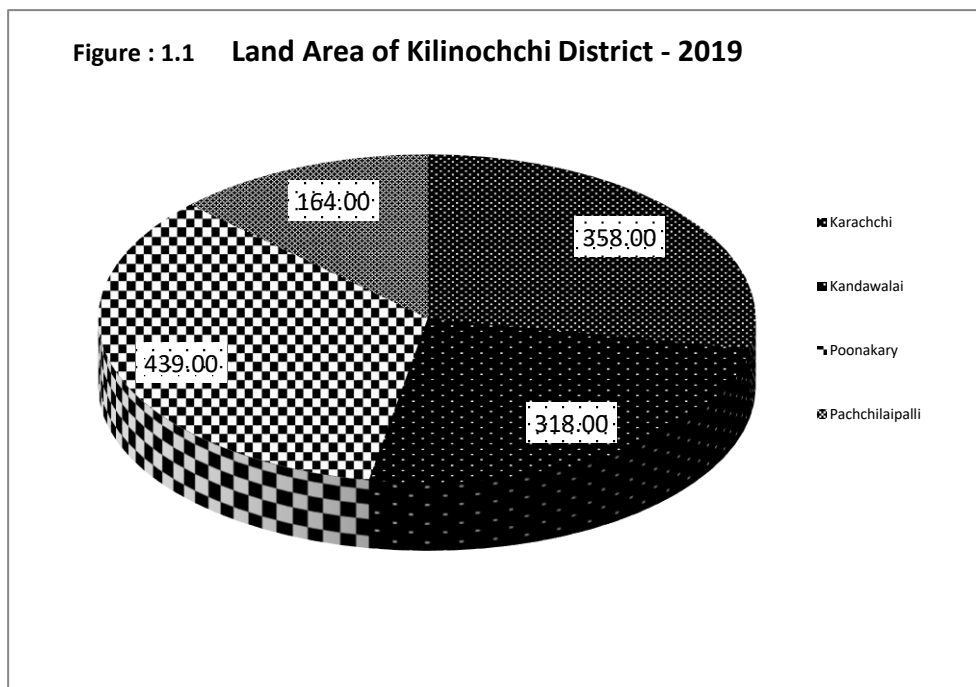


Table :- 1.2

### Area of Kilinochchi District by Divisional secretariat

Divisional Secretariat	Sq Miles	Sq Km	Ha
Karachchi	138.19	358.00	35,800.00
Kandawalai	122.75	318.00	31,800.00
Poonakary	169.45	439.00	43,900.00
Pachchilaipalli	63.30	164.00	16,400.00
<b>Total</b>	<b>493.69</b>	<b>1,279.00</b>	<b>127,900.00</b>

Source:-Land Use Planning Unit,Kilinochchi (Including Water Surface)

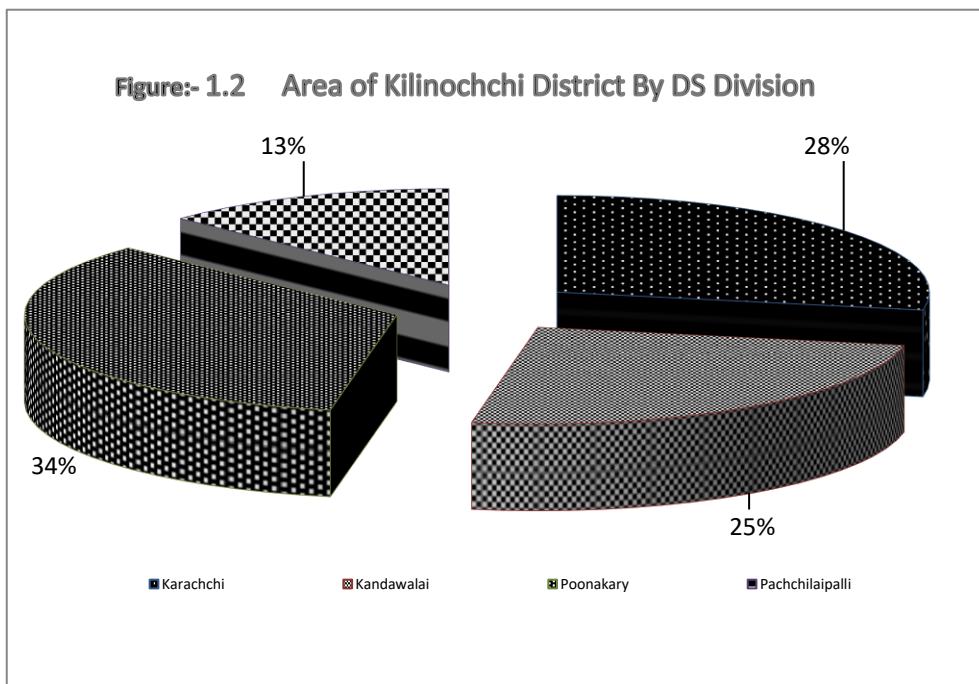


Table : 1.3

## Land Use Patterns in Ha-Kilinochchi District

S. No	Land Use & Land Cover	Sub Category	Karachchi		Kandawalai	Poonakary	achchilaipal		District	
			Karachchi PS		Poonakary PS	Pachchilai palli	Total	in %		
1	Built-Up Land	Homesteads/ Home Garden	7,815.36	3,772.88	4,156.04	1,749.31	17,493.59	13.68		
		Industrial Site	32.34	171.56	-	60.50	264.40	0.21		
		Play Ground	22.39	6.26	10.61	1.71	40.97	0.03		
		Security Camps/Security Zone	56.04	75.31	218.52	59.29	409.16	0.32		
		Cemetery	5.10	5.15	5.67	-	15.92	0.01		
		Aquatic Farm	33.54	-	3.81	-	37.34	0.03		
	Other (Hospital, Religious Places, Schools etc.)	462.97	125.82	100.39	86.15	775.32	0.61			
<b>Sub.Total</b>			<b>8,427.73</b>	<b>4,156.98</b>	<b>4,495.03</b>	<b>1,956.96</b>	<b>19,036.70</b>	<b>14.88</b>		
2	Agricultural Land	Coconut	232.62	246.71	467.73	1,881.78	2,828.84	2.21		
		Paddy	9,514.92	13,961.93	5,238.61	1,346.09	30,061.55	23.50		
		Palmyrah	-	7.84	478.50	3,893.91	4,380.25	3.42		
		Cashew	-	-	103.69	-	103.69	0.08		
		Banana	-	-	9.57	-	9.57	0.01		
		Seasonal Crop	728.65	155.55	952.77	3.28	1,840.25	1.44		
	Abandoned Paddy	1,399.62	802.46	930.89	192.67	3,325.64	2.60			
<b>Sub.Total</b>			<b>11,875.80</b>	<b>15,174.50</b>	<b>8,181.77</b>	<b>7,317.72</b>	<b>42,549.78</b>	<b>33.27</b>		
3	Forest Land	Dense Forest	9,411.63	1,527.13	17,138.79	440.95	28,518.50	22.30		
		Open Forest	0.09	-	-	76.85	76.94	0.06		
		Scrub Land	1,423.06	1,296.17	3,585.01	1,959.45	8,263.68	6.46		
		Grass Land	40.23	14.62	0.97	10.90	66.72	0.05		
		Forest Plantations	-	0.00	5.74	80.99	86.73	0.07		
<b>Sub.Total</b>			<b>10,875.01</b>	<b>2,837.92</b>	<b>20,730.50</b>	<b>2,569.15</b>	<b>37,012.58</b>	<b>28.94</b>		

## Land Use Patterns in Ha-Kilinochchi District

S. No	Land Use & Land Cover	Sub Category	Karachchi		Kandawalai		Poonakary		achchilalp		District	
			Karachchi PS		Poonakary PS		Pachchilai palli		Total	in %		
4	Wet Land	Marsh Mangrove	1,310.77	3,121.44	2,826.20	416.07	7,674.48	6.00				
			105.89	114.67	411.40	63.73	695.69	0.54				
<b>Sub.Total</b>			<b>1,416.66</b>	<b>3,236.11</b>	<b>3,237.61</b>	<b>479.79</b>	<b>8,370.17</b>	<b>6.54</b>				
5	Water Bodies	Lagoon	272.42	4,918.35	827.67	2,697.27	8,715.71	6.81				
		Major Reservoirs	523.27	198.59	1.49	-	723.35	0.57				
		Minor Reservoirs	990.78	209.52	1,170.69	180.79	2,551.78	2.00				
		Natural Pond	381.02	267.37	1,327.63	602.69	2,578.71	2.02				
		River	494.03	457.81	1,577.44	15.23	2,544.50	1.99				
<b>Sub.Total</b>			<b>2,661.52</b>	<b>6,051.63</b>	<b>4,904.93</b>	<b>3,495.98</b>	<b>17,114.06</b>	<b>13.38</b>				
6	Sandy Areas	Sand Dunes	-	2.74	653.23	-	655.97	0.51				
		Sandy Areas	280.96	284.00	1,696.93	567.82	2,829.72	2.21				
<b>Sub.Total</b>			<b>280.96</b>	<b>286.75</b>	<b>2,350.16</b>	<b>567.82</b>	<b>3,485.69</b>	<b>2.73</b>				
7	Bare Land	Gravel Pits	252.11	6.89	-	-	259.01	0.20				
		Barren Lands	10.22	49.21	-	12.57	72.00	0.06				
<b>Sub.Total</b>			<b>262.33</b>	<b>56.11</b>	<b>-</b>	<b>12.57</b>	<b>331.01</b>	<b>0.26</b>				
<b>Total</b>			<b>35,800.00</b>	<b>31,800.00</b>	<b>43,900.00</b>	<b>16,400.00</b>	<b>127,900.00</b>	<b>100.00</b>				

Source : Land Use Planning Division, District Secretariat, Kilinochchi

Table : 1.4

### Annual Rainfall-Kilinochchi District (In.Mm)

Year	Kilinochchi District		
	Iranamadhu	Akkarayan	Kariyalainagapaduvan
2000	1321.01	940.90	905.20
2001	1090.92	1963.66	1935.11
2002	760.87	1256.48	1425.77
2003	1127.89	1256.27	923.40
2004	1118.99	1451.74	1601.45
2005	1043.31	1051.40	596.50
2006	732.20	735.90	875.70
2010	1546.70	1198.20	1212.10
2011	1822.40	1586.41	1152.90
2012	1196.20	1211.50	1154.30
2013	1224.10	999.10	1310.20
2014	1849.70	1740.70	1671.90
2015	2093.40	2637.80	1699.80
2016	1560.10	1409.70	931.90
2017	1335.80	1174.10	925.60
2018	1711.80	1375.00	1172.60
2019	1435.45	1354.80	1179.90

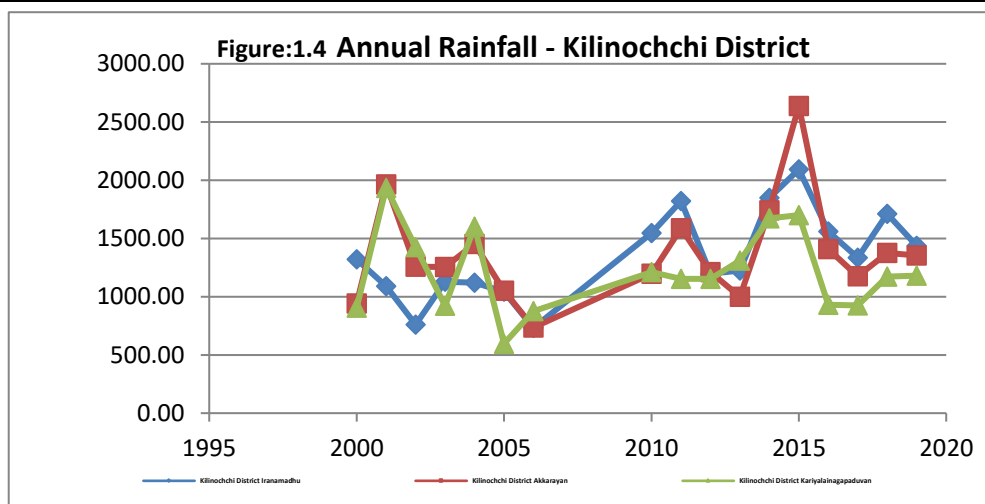


Table : 1.5

### Forest Plantation in Kilinochchi District

S.No	Name of Forest Area	Extent [Ha]	Species
1	Pallai	133Ha	Eucalipthus -Camaidilensis
2	Irranaimadhu	10Ha	Teak (army Camp Area)
3	Kilinochchi	-	-
4	Murukandy	10Ha	Teak

Source:- District Forest Office, Vavuniya.



Table:-1.6

### Forest Reserve in Kilinochchi District

S.No	Name of Forest	Extent (Sq.Km)
1	Pallai Reserve	425.000
2	Akkarayan	11,219.000
3	Chunnavil	2,110.000
4	Mandakall Aru	8,355.000
5	Iranaimadhu (Part of Iranamadu)	120.000
6	Nagapaduvan	4,026.000
7	Panikandamadu	2,446.000
8	Kowikoduttawill	6,480.000
9	Maduwilnadu	1,765.000
10	Punnaweli	1,638.000
11	Waddakachchi	50.000
<b>Total</b>		<b>55555.660</b>

Source:- Divisional Forest Office, Kilinochchi

Table : 1.7

### State Forest in Kilinochchi Range

S.No	Name of Forest	Extent (Sq.Km)
1	Teravil	50.000
2	Paranthan	100.000
3	Kalmadhu Nagar (Part of Iranamadu)	25.000
4	Weerawadianmunai	228.000
<b>Total</b>		<b>11847.000</b>

Source:- Divisional Forest Office, Kilinochchi

Table:-1.8

**Annual Mean Temperature by Monthly - 2017 - 2019**

S.No.	Month	2017		2018		2019	
		Min	Max	Min	Max	Min	Max
1	January	21.5	29.1	20.8	28.9	28.7	21.1
2	February	20.3	29.8	21.2	30.0	31.0	23.4
3	March	23.9	32.1	23.4	32.3	33.4	23.8
4	April	27.1	34.2	25.7	34.3	34.7	26.1
5	May	27.6	33.7	27.0	33.3	34.0	28.6
6	June	27.5	33.1	27.6	32.1	33.7	28.5
7	July	27.3	34.2	27.1	32.9	32.9	27.6
8	August	26.6	33.1	26.7	32.2	31.8	26.8
9	September	26.2	31.7	25.9	32.2	31.5	26.0
10	October	26.3	31.9	24.7	30.4	30.7	24.4
11	November	23.9	29.7	23.5	29.5	30.7	24.2
12	December	22.8	29.3	22.9	22.9	29.3	23.5

Table:-1.9

**Annual Relative Humidity by Monthly - 2017 - 2019**

S.No.	Month	2017		2018		2019	
		Day	Night	Day	Night	Day	Night
1	January	75	NA	70	NA	76	NA
2	February	69	NA	68	NA	73	NA
3	March	71	NA	69	NA	65	NA
4	April	69	NA	67	NA	67	NA
5	May	72	NA	75	NA	73	NA
6	June	73	NA	78	NA	72	NA
7	July	68	NA	70	NA	73	NA
8	August	73	NA	72	NA	79	NA
9	September	76	NA	73	NA	81	NA
10	October	79	NA	83	NA	83	NA
11	November	85	NA	82	NA	81	NA
12	December	77	NA	83	NA	81	NA

Source:-Department of Meteorology

Table:-1.10

**Annual Rainfall Iranaimadu Tank - 2019**

S.No.	Month	Rainfall (mm)	2019	
		Iranaimadu Tank	Min	Max
1	January	1.5	30.1	20.4
2	February	40.0	31.9	22.5
3	March	0.0	35.0	22.7
4	April	41.0	36.8	24.3
5	May	8.0	36.0	25.5
6	June	0.0	36.7	26.1
7	July	9.0	36.6	25.5
8	August	17.5	34.9	25.4
9	September	76.5	34.0	24.7
10	October	343.0	31.5	23.1
11	November	358.5	31.6	23.2
12	December	540.4	29.7	22.7

Source:-Department of Meteorology





# Chapter II



Table :2:1

**Government Agents / District Secretaries - 1984 - To Date**

S.No	Name of Government Agents / District Secretaries	Service	Period of Service	
			From	To
1	Mr.N.Jaganathan Esq.	SLAS	03/02/1984	1986 March
2	Mr.S.Shanmugarasa Esq.	SLAS	1986 April	1986 June
3	Mr.T.Senthilnathan Esq.	SLAS	1986 July	1987 March
4	Mr.K.Thevasikamani Esq.	SLAS	1987 April	1989 November
5	Mr.S.Anton Alfred Esq.	SLAS	1989 Dece	1990 March
6	Mr.S.Amirthalingam (Acting) Esq.	SLAS	1990 January	1990 February
7	Mr.K.Manickavasakar Esq.	SLAS	1990 April	23/04/1991
8	Mr.K.Ponnampalam Esq.	SLAS	24/04/1991	22/01/1995
9	Mr.S.Thillainadarasa Esq.	SLAS	23/01/1995	04/01/1998
10	Mr.T.Rasanayagam Esq.	SLPS	05/01/1998	22/08/1999
11	Mr.E.Iyathurai Esq.	SLAS	23/08/1999	31/07/2002
12	Mr.V.Visuvalingam (Acting) Esq.	SLAS	01/08/2002	22/08/2002
13	Mr.T.Rasanayagam Esq.	SLPS	23/08/2002	30/04/2007
14	Mr.N.Vethanayagan Esq.	SLAS	01/05/2007	02/08/2009
15	Mrs.S.Emeldasukumar (Acting) Esq.	SLAS	03/08/2009	05/11/2009
16	Mrs.Rubawathy Ketheeswaran Esq.	SLAS	06/11/2009	23/03/2015
17	Mr.Suntharam Arumainayaham Esq.	SLAS	25/03/2015	11/12/2019
18	Mrs.Rubawathy Ketheeswaran Esq.	SLAS	27/01/2020	To Date

Table :2:2

**Divisional Secretariat and Location - 2019**

No	Divisional Secretariat	Location	Name of Divisional Secretaries
1	Karachchi	Kili Town	Mr.T.Mugunthan Esq.
2	Kandawalai	Kandawalai	Mr.T.Prunthakaran Esq. (Act)
3	Poonagary	Madduvilnadu west	Mr.S.C.Krishnendran Esq.
4	Pachchilaipalli	Periyapalai	Mrs.P.Jejarani Esq.

Table :2.3

**Addl.Government Agent - 1984 - To Date**

S.No	Name of Addl.Government Agent	Sevice	Period of Service	
			From	To
1	Mr.S.Sanmugarasha Esq.	SLAS	1984	1986
2	Mr.S.Amirthalingam Esq.	SLAS	1986	1990
3	Mr.T.Rasanayagam Esq.	SLPS	1995	2002
4	Mr.N.Vethanayagan Esq.	SLAS	2002	2007
5	Mr.S.Srinivasan Esq.	SLAS	2010	2015
6	Mr.S.Sathiyaseelan Esq.	SLAS	2015	2020
7	Mr.K.Shrimohanan Esq.	SLAS	2020	To Date

Table :2.4

**Deputy Director Planning and Director Planning - 1984 - To Date**

S.No	Name of Director Planning	Sevice	Post	Period of Service	
				From	To
1	Mr.V.S.Swaminathan Esq.	SLPS	D.D.P	1986	1989
2	Mr.T.Rasanayagam Esq.	SLPS	D.D.P	1989	1995
3	Mr.P.Balasingam Esq.	SLPS	D.D.P	1995	2000
4	Mr.P.K.S.Mathiyas Esq.	SLPS	D.D.P	2000	2004
5	Mr.K.Kunalasingam Esq.	SLPS	D.D.P	2005	2005
6	Mr.M.Thayakunaratnasingam Esq.	SLPS	D.D.P	2005	2006
7	Mr.S.Mohanabavan Esq.	SLPS	D.P	2006	2018
8	Mr.J.J.C.Phelician Esq.	SLPS	D.P	2018	To date

Table :2.5

**Accountant and Chief Accountant - 1984 - To Date**

S.No	Name of Chief Accountant	Sevice	Post	Period of Service	
				From	To
1	Mr.Navasivayam Esq.	SL.Acc	Acc	1984	1985
2	Mr.K.Veerasingam Esq.	SL.Acc	Acc	1986	1990
3	A.Balakumar Esq.	SL.Acc	Acc	1991	1998
4	R.Pathmanathan Esq.	SL.Acc	Acc	1998	2005
5	Mr.J.Hillward Gunam Esq.	SL.Acc	Acc	2005	2006
6	Mr.P.Jeyarajah Esq.	SL.Acc	Acc	2007	2011
7	Mr.J.Hillward Gunam Esq.	SL.Acc	Chief Acc	2011	2018
8	Mr.V.Velnithi Esq.	SL.Acc	Chief Acc	2018	To date



Table : 2.6

**List of The Grama Officer Divisions and Villages  
Kilinochchi District**

Table: 2.6.1

**Divisional Secretariat Karachchi**

S. NO	G.S. DIVISION	G.N No	No. of Villages	SQ Km	Village
1	Vannerikulam	KN/01	04	74.79	Iyanarpuram Solai Kunsukulam Thikkai
2	Anaivilunthankulam	KN/02	01	20.77	Anaivilunthan
3	Kannakaipuram	KN/03	04	20.59	Kannakaipuram Kannakaipuram East Nanchundakadhu Kannakaipuram West
4	Skandapuram	KN/04	04	27.22	Skandapuram Maniyankulam Skandapuram West Vinayagar Kudiyiruppu
5	Akkarayankulam	KN/05	04	22.85	Akkarayankulam East Akkarayankulam West Akkarayankulam Center Kengatharan Kudiyiruppu
6	Konavil	KN/06	04	7.92	Konavil Gandhikiramam Unionkulam Rajan Kudiyiruppu
7	Ponnagar	KN/07	03	7.42	Ponnagar Center Aruviyalnager Vetha Kudiyiruppu
8	Bharathipuram	KN/08	03	6.85	Bharathipuram Bharathipuram North Bharathipuram Center
9	Malayalapuram	KN/09	02	5.85	Malayalapuram North Malayalapuram South
10	Vivegananthanagar	KN/10	02	3.51	Vivegananthanagar East Vivegananthanagar West
11	Krishnapuram	KN/11	02	7.72	Krishnapuram Vinayagapuram
12	Uthayanagar East	KN/12	01	1.45	Uthayanagar East
13	Uthayanagar West	KN/13	01	1.85	Uthayanagar West
14	Ambalkulam	KN/14	02	2.51	Ambalkulam Ananthanagar
15	Selvanagar	KN/15	01	2.41	Selvanagar
16	Ananthapuram	KN/16	02	2.25	Ananthapuram East Ananthapuram West

**Divisional Secretariat Karachchi**

S. NO	G.S. DIVISION	G.N No	No. of Villages	SQ Km	Village
17	Thondamannagar	KN/17	02	1.62	Thondamannagar East Thondamannagar West
18	Kanagambikaikulam	KN/18	03	4.31	Kanagambikaikulam 30 Housing Scheme Sevice Road
19	Ambalnagar	KN/19	03	5.48	Thiruvaiaru 3 Magalirthiddam Santhapuram
20	Thiruvaiaru	KN/20	04	7.09	Thiruvaiaru 1st Unit Vilsan Road Koramoddai Eranaimadu
21	Thiruvaiaru West	KN/21	01	4.06	Thiruvaiaru West
22	Rathnapuram	KN/22	01	2.35	Rathnapuram
23	Kilinochchi Town	KN/23	05	10.55	Kilinochchi Town Paravippanchan Kannan Kovilady Kachcheriyady Karadippokku
24	Maruthanagar	KN/24	02	12.84	Maruthanagar Ramanathankamam
25	Pannankandy	KN/25	03	6.85	Pannankandy Thennampillaifarm Pungavanam Junction
26	Kanagapuram	KN/26	01	9.1	Kanagapuram
27	Thirunagar South	KN/27	01	1.7	Thirunagar South
28	Thirunagar North	KN/28	01	1.66	Thirunagar North
29	Kaneshapuram	KN/29	01	5.45	Kaneshapuram
30	Jeyanthinagar	KN/30	02	3.85	Jeyanthinagar North Jeyanthinagar South
31	Periyaparathan	KN/31	03	5.85	D5 D6 D7
32	Uruthirapuram North	KN/32	06	24.39	Sakthipuram (Ellukkadhu) Nivil Kunsupparathan Porikkadavai Uruthirapurisvaram Serugan
33	Uruthirapuram East	KN/33	03	6.85	Uruthirapuram D-8 Ananthampannai Ratnampannai

**Divisional Secretariat Karachchi**

S. NO	G.S. DIVISION	G.N No	No. of Villages	SQ Km	Village
34	Uruthirapuram West	KN/34	03	7.91	Kudimaththi Scheme I Scheme II
35	Sivanagar	KN/35	04	22.81	Sivanagar Unit-1 Sivanagar Unit 2 Sivansolai Sivanagar West
36	Ootupulam	KN/36	03	3.42	Valluvar Koddam Navalar Pannai New Colony
37	Puthumurippu	KN/37	03	8.52	Puthumurippu Salomnagar Solainagar
38	Vaddakachchi	KN/38	03	3.21	Vaddakkachchi North Vaddakkachchi Central Vaddakkachchi South
39	Civik Centre	KN/39	04	7.6	Civik Centre Agriculture Training Centre Paddy Land Scheme Educated Youth Scheme
40	Mayavanoor	KN/40	04	5.9	Vaddakachchi Coloni Ramanathapuram Colony 10, Housing Scheme Matha Kudiyiruppu
41	Ramanathapuram	KN/41	05	15.42	Ramanathapuram Colnny Puthukkadhu New Civik Center Alakapury Alady
42	Mavadiyamman	KN/42	04	6.21	Mavadimmam 5th Unit 6th Unit Puthukkadu
<b>Total</b>		<b>42</b>	<b>115</b>	<b>410.96</b>	

Table : 2.6.2

**Divisional Secretariat Kandawalai**

S. NO	G.S DIVISION	G.N No	No. of Villages	SQ Km	Village
1	Kumarapuram	KN/43	03	14.88	Kumarapuram Kanchipuram ParanthanKuda Kumarikuda
2	Paranthan	KN/44	05	7.20	Paranthan Town D-5 Unit Centralization Unit D-3 Unit Silvapuram
3	Umaiyalpuram	KN/45	04	10.45	Umaiyalpuram Rasayanapuram 1/4 Acre Vilavodai
4	Elephantpass	KN/46	04	14.45	Navatkoddiyan Uppalam Periyathivu Elephantpass
5	Thadduvankoddy	KN/47	06	14.48	Thadduvankoddy Thimelamadam Kaddukkulam Pillaimadam Veddukkaddai Ulakkaiyanthivu
6	Korakkankadhu	KN/48	05	8.74	Korakkankadhu Uriyan West Sivapuram Kiramiya vistharipputhiddam
7	Uriyan	KN/49	10	17.76	Uriyan West Panrimoddai Upparu Pulingathevan Murippu Uduppathu Kandal 2nd Unit 3rd Unit Mangayan Murippu Puthukkulam Palaya Korakkankadhu

**Divisional Secretariat Kandawalai**

S. NO	G.S DIVISION	G.N No	No. of Villages	SQ Km	Village
8	Murasumodдай	KN/50	06	4.86	Palaiyakamam Karai Anaikkaddu Kiramam Iyankovil Kiramam Settukandiyamman Kudiyiruppu Murugankovil Kudiyiruppu Murasumodдай Kudiyiruppu Unit-1
9	Kandawalai	KN/51	13	32.09	Velikkandal Pathanmodдай Guvaimavadi Konankulam Kallippiddy Madukkarai Avransaddi Sellavarippiddy Mannadithakulam Vannanpiddy Annamapiddy Kandawalai Panrisuddan North
10	Periyakulam	KN/52	06	6.50	Periyakulam Kudiyiruppu Velikkandal South Palaya Vaddakkachchi Iyanarkovillady Kaddaikadhu Puliyampokkanai Junction
11	Kalmaidunagar	KN/53	06	10.00	Kalmaidunagar 10 Acre Scheme Sampukkulam Navalnagar Raddaippanaikulam 6th Unit 7th Unit
12	Tharmapuram West	KN/54	06	3.20	1st Unit 2nd Unit 3rd Unit 4th Unit 5th Unit 6th Unit

**Divisional Secretariat Kandawalai**

S. NO	G.S DIVISION	G.N No	No. of Villages	SQ Km	Village
13	Tharmapurum East	KN/55	09	4.45	7th Unit 8th Unit 9th Unit 10th Unit 11th Unit 12th Unit 13th Unit Nethaliyaru Kaddaikadhu East
14	Puliyampokkanai	KN/56	08	24.68	Puliyampokkanai Kalaveddithidal Punnaineeravi Eachan Kadhu Nagathambiranpuram Velauthadaiyar Kudiyruppu Kaanan Nagenthirapuram
15	Punnaineeravi	KN/57	08	21.76	Puthuya Punnaineeravi Kumarasamipuram Ulavanoor Thambirasapuram Kallaru Mathiyavagupputhiddam Kannakipuram Theravil
16	Piramanthanaru	KN/58	04	14.20	Piramanthanaru Mailvaganapuram Kolunthuppulavu Madaththady
<b>Total</b>		<b>16</b>	<b>103</b>	<b>209.70</b>	

Table : 2.6.3

**Divisional Secretariat Poonakary**

S. NO	G.S DIVISION	G.N No	No. of Villages	SQ Km	Villages
1	Nallur	KN/59	11	25.85	Samipulam Nallur Mudkompan Neeradampan Jaddan Kumaresanthalvu Mithushan Thiyagam Iyanarpuram Pallavarayankadhu Eraman
2	Alankerny	KN/60	04	24.74	Alankerny Pookkulam Purakkulam Mulaiyadamban
3	Kollakurichchi	KN/61	06	38.57	Thumpirai Selvipuram Kasikkuda Sellaiyathivu Kavaikkulam Ellaikkallkulam
4	Cheddiyakurichchi	KN/62	02	20.85	Karukkaitivu Cheddiyakurichchi
5	Ganimadam	KN/63	03	9.16	Gnanimadam Siththankurichchi Sempankulam
6	Madduvilnadhu East	KN/64	07	5.47	Aththai Madduvilnadhu East Maravakurichchi 4th Mile Post Pallakadduvan Vadiyadi Sepalapiddi

**Divisional Secretariat Poonakary**

S. NO	G.S DIVISION	G.N No	No. of Villages	SQ Km	Villages
7	Pallikkuda	KN/65	12	14.42	Pallikkuda Sempankunru Manatkadhu Thelikarai 04th Mile Post Pallai Nedunkulam Paththinippai Arasapuram Chekkalai Karumari Paluvil
8	Madduvilnadhu West	KN/66	07	14.68	Vadiyady West Villadi Karikoddukkulam Nagarakulam Nallathannirkulam Uyarippiddy Netpulavu
9	Paramankiray	KN/67	03	13.75	Paramankiray Villadi West Veddukkadhu
10	Gowtharimunai	KN/68	04	21.72	Gowtharimunai Vinasiyodai Manniththalai Kalmunai
11	Jeyapuram North	KN/69	04	26.14	Thumpuruvil Jeyapuram North Thikkuvil Sunnivil
12	Jeyapuram South	KN/70	02	7.82	Jeyapuram South Pandiveddi
13	Kariyalainagapaduvan	KN/71	03	9.6	Kariyalai Nagapaduvan Kariyalainagapaduvan East Kumulamunai
	Statistical Hand Book - 2020		18		Kilinochchi District



**Divisional Secretariat Poonakary**

S. NO	G.S DIVISION	G.N No	No. of Villages	SQ Km	Villages
14	Pallavarayankadhu	KN/72	05	6.84	Pallavarayankadhu Amaiypuram Solai Solanila Village Model Village
15	Mulankavil	KN/73	08	45.12	Mulankavil Kariyalainagapaduvan 100 House Scheme Vinayagapuram Rasapuram Kathiravilkulam Iranaimathanagar 31 Mile Post
16	Nachchikudah	KN/74	02	17.65	Nachchikudah Karadikkunru
17	Kiranchi	KN/75	02	49.54	Kiranchi Moddayankulam
18	Ponnaveli	KN/76	04	88.83	Veravil Valaippadhu Ponnaveli Palavi
19	Iranaithivu	KN/77	03	8	Iranaithivu Palaithivu Sinnathivu
<b>Total</b>		<b>19</b>	<b>92</b>	<b>448.75</b>	

Table:2.6.4

**Divisional Secretariat Pachchilaipalli**

S. NO	G.S DIVISION	G.N No	No. of Villages	SQ Km	Villages
1	Kovilvayal	KN/78	02	27.37	Kovilvayal Sankatharvayal
2	Iyakkachchi	KN/79	03	13.55	Iyakkachchi Koddandarkulam Vinayagapuram
3	Mugavil	KN/80	04	21.15	Mugavil Malvil Urvanigampattu Kurunshative
4	Masar	KN/81	02	6.75	Masar Muruganthanagar
5	Soranpattu	KN/82	03	9.65	Soranpattu Mannaivindan Karanthai
6	Tharmakerny	KN/83	04	15.42	Tharmakerny Karnthai Sinnathalayady Peralai
7	Pulopallai	KN/84	01	6.01	Puloppallai East
8	Mullaiyady	KN/85	02	5.03	Vannankerny Mullaiyady
9	Thampakamam	KN/86	03	6.97	Thampakamam Periya Thampakamam Vannankerny North
10	Pallai Town	KN/87	02	0.9	Periyapallai Pallai Town
11	Pulopallai West	KN/88	01	5.78	Pulopallai West
12	Allipallai	KN/89	02	3.55	Allipallai Arathinagar
13	Kachcharvely	KN/90	02	1..91	Kachcharvely Selvapuram
14	Arasarkerny	KN/91	02	5.46	Arasarkerny Senthilnagar
15	Itththavil	KN/92	02	8.33	Itththavil Sathapuram
16	Mugamalai	KN/93	05	12.36	Sudalaipitty Ampalavalai Mugamalai Pontharkudieruppu Koovaanam
17	Vembodukerny	KN/94	03	2.21	Madaththady Vembodukerny Inthirapuram
18	Kilaly	KN/95	01	17.21	Kilalay
<b>Total</b>		<b>18</b>	<b>44</b>	<b>167.70</b>	

Table:- 2.7

**Education Zone & Divisions - Kilinochchi District**

No	Education Zone	Education Division
1	Kilinochchi	Karachchi
2		Kandawalai
3		Poonakary
4		Pachchilaipalli

Source: Zonal Education Office, Kilinochchi

Table:- 2.8

**Pradeshiya Sabhas - Kilinochchi District**

S.No	Divisional Secretariat	Local Authorities	Sub Office
1	Karachchi	Karachchi Pradeshiya Sabha	Kilinochchi
2	Poonakary	Poonakary Pradeshiya Sabha	Murasumoddai Poonakary Iranaimathanagar Pallavarayankadhu
3	Pachchilaipalli	Pachchilaipalli Pradeshiya Sabha	Pulopallai Mugamalai Iyakkachchi

Source: Department of Local Government, Kilinochchi

Table:-2.9

**Local Authorities and Grama Niladhari Division - 2019**

No	Divisional Secretariat	Pradeshiya Sabha	Sub Office Pradeshiya Sabha	Grama Niladhari Division
1	Karachchi	1	1	42
2	Kandawalai	1	1	16
3	Poonakary	1	3	19
4	Pachchilaipalli	1	3	18
<b>Total</b>		<b>3</b>	<b>8</b>	<b>95</b>

Source:- District Secretariat, Kilinochchi

Table:-2.10

**Classification of Service Centers in Local Authority in Kilinochchi District - 2019**

No	Local Authorities	PUBLIC LIBRARIES	COMMUNITY CENTRES	HEALTHCENTRES	MARKETS	PLAY - GROUND	TUBE WELLS	PUBLIC WELLS	Ayurvedic Dispensary	CMETERY
1	Karachchi Pradeshiya Sabha	4	69	-	15	7	6	22	3	35
2	Poonakary Pradeshiya Sabha	3	31	-	8	1	58	172	3	38
3	Pachchilaipalli Pradeshiya Sabha	3	22	-	3	1	9	194	2	20
<b>Total</b>		<b>10</b>	<b>122</b>	<b>-</b>	<b>26</b>	<b>9</b>	<b>73</b>	<b>388</b>	<b>8</b>	<b>93</b>

Source: ACLG Office , Kilinochchi

Table:-2.11

**Local Government General Information as at 31.12.2019**

No	Basic Administrative Information		Total
1	<b>Library</b>	Functioning	10
		Not Functioning	0
2	<b>Market</b>	Functioning	25
		Not functioning at the same place	7
3	<b>Public Toilet</b>	Functioning	43
		Not Functioning	1
4	<b>Children Park</b>	Functioning	2
		Not Functioning	1
5	<b>Play Ground</b>	Functioning	8
		Not Functioning	0
6	<b>Cemeteries</b>	Functioning	87
		Not Functioning	5
7	<b>Pre Schools</b>	Functioning	0
		Not Functioning	0
8	<b>Community Center</b>	Functioning	116
		Not Functioning	12

Source: ACLG Office , Kilinochchi

Table:-2.12

## Staff Details of Office at the District Secretariat, Kilinochchi - 2019

No	Designation	Service	Grade/ Class	Salary Code	Service Level	Approved Cadre			Existing Cadre			Remark	
						Permanent	Casual	Contract	Permanent	Casual	Contract		
1	District Secretary / Government Agent	SLAS	Special	SL 3- 2016	Senior	1	-	-	1	-	-	-	
2	Addl. District Secretary	SLAS	I	SL 1- 2016	Senior	2	-	-	2	-	-	-	
3	Director (Planning)	SLPS	I	SL 1- 2016	Senior	1	-	-	1	-	-	-	
4	Chief Accountant	SLACS	I	SL 1- 2016	Senior	1	-	-	1	-	-	-	
5	Chief Internal Auditor	SLACS	I	SL 1- 2016	Senior	1	-	-	1	-	-	-	
6	Asst. District Secretary	SLAS	III/II	SL 1- 2016	Senior	1	-	-	1	-	-	-	
7	Assistant Director / Deputy Director (Planning)	SLPS	III/II	SL 1- 2016	Senior	3	-	-	1	-	-	-	
8	Assistant Director	Supernumerary	III/II	SL 1- 2016	Senior	1	-	-	1	-	-	-	
9	Accountant	SLACS	III/II	SL 1- 2016	Senior	1	-	-	1	-	-	-	
10	Engineer	SLEngS	III/II	SL 1- 2016	Senior	1	-	-	1	-	-	-	
11	Administrative Officer	PMAS	Supra	MN 7- 2016	Tertiary	1	-	-	1	-	-	-	
12	Translator (Sinhala-Tamil)(Sinhala-English)	TS	II/ I	MN 6- 2016	Tertiary	2	-	-	Nil	-	-	-	
13	Information and Communication Technology Officer	SLICTS	Class 2 Grade II/I	MN 6- 2016	Tertiary	1	-	-	1	-	-	-	
14	Budget Assistant	AS	III/II/I	MN 4- 2016	Secondary	1	-	-	-	-	-	-	

## Staff Details of Office at the District Secretariat, Kilinochchi - 2019

No	Designation	Service	Grade/ Class	Salary Code	Service Level	Approved Cadre			Existing Cadre			Remark
						Permanent	Casual	Contract	Permanent	Casual	Contract	
15	Development Officer	DOS	III/II/I	MN 4- 2016	Secondary	20	-	-	23	-	-	
16	Development Officer (Development)	DOS	III/II/I	MN 4- 2016	Secondary	12	-	-	12	-	-	
17	Technical Officer	SLTS	III/II/I	MN 3- 2016	Secondary	2	-	-	1	-	-	
18	Draftsman	SLTS	III/II/I	MN 3- 2016	Secondary	1	-	-	Nil	-	-	
19	Public Management Assistant	PMAS	III/II/I	MN 2- 2016	Secondary	38	-	-	33	-	-	
20	Information and Communication Technology Assistant	SLICTS	Class 3 Grade III/II/I	MT 1- 2016	Secondary	2	-	-	Nil	-	-	
21	Technical Assistant	Departmental	III/II/I	MT 1- 2016	Secondary	2	-	-	2	-	-	
22	Driver	CDS	III/II/I/ Special	PL 3- 2016	Primary	10	-	-	10	-	-	
23	Bungalow Keeper Cum Cook	Departmental	III/II/I/ Special	PL 2- 2016	Primary	1	-	-	Nil	-	-	
24	Electrician	Departmental	III/II/I/ Special	PL 2- 2016	Primary	1	-	-	Nil	-	-	
25	K.K.S.	OES	III/II/I/ Special	PL 1- 2016	Primary	15	-	-	13	-	-	
26	Watcher	OES	III/II/I/ Special	PL 1- 2016	Primary	1	-	-	1	-	-	
<b>Total</b>						<b>123</b>	<b>00</b>	<b>00</b>	<b>108</b>	<b>00</b>	<b>00</b>	<b>00</b>

Table:-2.13

## Staff Details of Office at the Divisional Secretariat, Karachchi- 2019

No	Designation	Service	Grade/ Class	Salary Code	Service Level	Approved Cadre		Existing Cadre			Remark
						Permanent	Casual	Permanent	Casual	Contract	
1	Divisional Secretary	SLAS	I	SL 1-2016	Senior	1	-	1	-	-	-
2	Asst. Divisional Secretary	SLAS	III/II	SL 1-2016	Senior	1	-	1	-	-	-
3	Assistant Director / Deputy Director (Planning)	SLPS	III/II	SL 1-2016	Senior	1	-	1	-	-	-
4	Accountant	SLAS	III/II	SL 1-2016	Senior	1	-	1	-	-	-
5	Administrative Officer	PMAS	Supra	MN 7-2016	Tertiary	1	-	Nil	-	-	1act
6	Administrative Grama Niladhari	TS	II / I	MN 7-2016	Tertiary	1	-	1	-	-	-
7	Translator(Sinhala - Tamil)	DOS	III/II/I	MN 6-2006 A	Tertiary	1	-	Nil	-	-	-
8	Development Officer	DOS	III/II/I	MN 4-2016	Secondary	5	-	5	-	-	-
9	Development Officer (Development)	DOS	III/II/I	MN 4-2016	Secondary	51	-	47	-	-	-
10	Technical Officer	SLTS	III/II/I	MN 3-2016	Secondary	1	-	Nil	-	-	-
11	Public Management Assistant	PMAS	III/II/I	MN 2-2016	Secondary	28	-	25	-	-	-
12	Grama Niladhari		III/II/I	MN 2-2016	Secondary	42	-	32	-	-	-
13	Information and Communication Technology Assistant	SLICTS	Class 3 Grade III/II/I	MT 1-2016	Secondary	1	-	Nil	-	-	-
14	Technical Assistant	Departmental	III/II/I	MT 1-2016	Secondary	1	-	1	-	-	-
15	Driver	CDS	III/II/I/Special	PL 3-2016	Primary	2	-	2	-	-	-
16	K.K.S.	OES	III/II/I/ Special	PL 1-2016	Primary	7	-	7	-	-	-
17	Watcher	OES	III/II/I/ Special	PL 1-2016	Primary	1	-	-	-	-	-
<b>Total</b>						<b>146</b>		<b>126</b>			



Staff Details of Office at the Divisional Secretariat, Kandawalai- 2019

No	Designation	Service	Grade/ Class	Salary Code	Service Level	Approved Cadre			Existing Cadre			Remark
						Permanent	Casual	Contract	Permanent	Casual	Contract	
1	Divisional Secretary	SLAS	I	SL 1-2016	Senior	1	-	-	-	-	-	1 act
2	Asst. Divisional Secretary	SLAS	III/II	SL 1-2016	Senior	1	-	-	-	-	-	-
3	Assistant Director / Deputy Director (Planning)	SLPS	III/II	SL 1-2016	Senior	1	-	-	1	-	-	-
4	Accountant	SLAS	III/II	SL 1-2016	Senior	1	-	-	1	-	-	-
5	Administrative Officer	PMAS	Supra	MN 7-2016	Tertiary	1	-	-	-	-	-	1act
6	Administrative Grama Niladhari			MN 7-2016	Tertiary	1	-	-	1	-	-	-
7	Translator (Sinhala - Tamil)	TS	III / I	MN 6-2006 A	Tertiary	1	-	-	Nil	-	-	-
8	Development Officer	DOS	III/II/I	MN 4-2016	Secondary	5	-	-	7	-	-	-
9	Development Officer (Development)	DOS	III/II/I	MN 4-2016	Secondary	25	-	-	24	-	-	-
10	Technical Officer	SLTS	III/II/I	MN 3-2016	Secondary	1	-	-	Nil	-	-	-
11	Public Management Assistant	PMAS	III/II/I	MN 2-2016	Secondary	21	-	-	18	-	-	-
12	Grama Niladhari			MN 2-2016	Secondary	16	-	-	14	-	-	-
13	Information and Communication Technology Assistant	SLICTS	Class 3 Grade III/II/I	MT 1-2016	Secondary	1	-	-	Nil	-	-	-
14	Technical Assistant	Departmental	III/II/I	MT 1-2016	Secondary	1	-	-	1	-	-	-
15	Driver	CDS	III/II/I/ Special	PL 3-2016	Primary	2	-	-	2	-	-	-
16	K. K. S.	OES	III/II/I/ Special	PL 1-2016	Primary	7	-	-	6	-	-	-
<b>Total</b>						<b>86</b>			<b>75</b>			

Table:-2.14

Table:-2.15

**Staff Details of Office at the Divisional Secretariat, Poonakary - 2019**

No	Designation	Service	Grade/ Class	Salary Code	Service Level	Approved Cadre			Existing Cadre			Remark	
						Permanent	Casual	Contract	Permanent	Casual	Contract		
1	Divisional Secretary	SLAS	I	SL 1-2016	Senior	1	-	-	1	-	-	-	-
2	Asst. Divisional Secretary	SLAS	III/II	SL 1-2016	Senior	1	-	-	1	-	-	-	-
3	Assistant Director / Deputy Director (Planning)	SLPS	III/II	SL 1-2016	Senior	1	-	-	1	-	-	-	-
4	Accountant	SLAcS	III/II	SL 1-2016	Senior	1	-	-	1	-	-	-	-
5	Administrative Officer	PMAS	Supra	MN 7-2016	Tertiary	1	-	-	Nil	-	-	-	1act
6	Administrative Grama Niladhari			MN 7-2016	Tertiary	1	-	-	1	-	-	-	-
7	Translator (Sinhala - Tamil)	TS	II / I	MN 6-2006 A	Tertiary	1	-	-	Nil	-	-	-	-
8	Development Officer	DOS	III/II/I	MN 4-2016	Secondary	5	-	-	5	-	-	-	-
9	Development Officer (Development)	DOS	III/II/I	MN 4-2016	Secondary	28	-	-	24	-	-	-	-
10	Technical Officer	SLTS	III/II/I	MN 3-2016	Secondary	1	-	-	Nil	-	-	-	-
11	Public Management Assistant	PMAS	III/II/I	MN 2-2016	Secondary	20	-	-	17	-	-	-	-
12	Grama Niladhari			MN 2-2016	Secondary	19	-	-	15	-	-	-	-
13	Information and Communication Technology Assistant	SLICTS	Class 3 Grade III/II/I	MT 1-2016	Secondary	1	-	-	Nil	-	-	-	-
14	Technical Assistant	Departmental	III/II/I	MT 1-2016	Secondary	1	-	-	Nil	-	-	-	-
15	Driver	CDS	III/II//Special	PL 3-2016	Primary	2	-	-	2	-	-	-	-
16	K.K.S.	OES	III/II// Special	PL 1-2016	Primary	5	-	-	4	-	-	-	-
<b>Total</b>						<b>89</b>			<b>72</b>				

Table:-2.16

**Staff Details of Office at the Divisional Secretariat, Pachchilaipalli- 2019**

No	Designation	Service	Grade/ Class	Salary Code	Service Level	Approved Cadre			Existing Cadre			Remark
						Permanent	Casual	Contract	Permanent	Casual	Contract	
1	Divisional Secretary	SLAS	I	SL 1-2016	Senior	1	-	-	1	-	-	-
2	Asst. Divisional Secretary	SLAS	III/II	SL 1-2016	Senior	1	-	-	1	-	-	-
3	Assistant Director / Deputy Director (Planning)	SLPS	III/II	SL 1-2016	Senior	1	-	-	1	-	-	-
4	Assistant Director	Supernumerary	III/II	SL 1- 2016	Senior	1	-	-	Nil	-	-	-
5	Accountant	SLAS	III/II	SL 1-2016	Senior	1	-	-	1	-	-	-
6	Administrative Officer	PMAS	Supra	MN 7-2016	Tertiary	1	-	-	1	-	-	-
7	Administrative Grama Niladhari			MN 7-2016	Tertiary	1	-	-	Nil	-	-	1act
8	Translator (Sinhala - Tamil)	TS	II / I	MN 6-2006 A	Tertiary	1	-	-	Nil	-	-	-
9	Development Officer	DOS	III/II/I	MN 4-2016	Secondary	5	-	-	5	-	-	-
10	Development Officer (Development)	DOS	III/II/I	MN 4-2016	Secondary	27	-	-	26	-	-	-
11	Technical Officer	SLTS	III/II/I	MN 3-2016	Secondary	1	-	-	Nil	-	-	-
12	Public Management Assistant	PMAS	III/II/I	MN 2-2016	Secondary	20	-	-	15	-	-	-
13	Grama Niladhari			MN 2-2016	Secondary	18	-	-	15	-	-	-
14	Information and Communication Technology Assistant	SLICTS	Class 3 Grade III/II/I	MT 1-2016	Secondary	1	-	-	Nil	-	-	-
15	Technical Assistant	Departmental	III/II/I	MT 1-2016	Secondary	1	-	-	1	-	-	-
16	Driver	CDS	III/II/I/ Special	PL 3-2016	Primary	2	-	-	2	-	-	-
17	K.K.S.	OES	III/II/I/ Special	PL 1-2016	Primary	6	-	-	6	-	-	-
<b>Total</b>						<b>89</b>			<b>75</b>			

### Staff Details of Office at the Karachchi Pradeshhiya Sabha - 2019

Table:-2.17

S. No	Position	Service	Centere	DMS Approved Cadre	Present Cadre	Class	Additional Requirement	Service Level as per 06/2006 Circular
1	Secretary	PPMAS	KPS	1	1	Supra	-	Tertiary
2	Ayurvedic Medical Officer	SL AYMS	KPS	3	3	III/I	-	Senior
3	Local Gov. Assistant	DOS	KPS	1	1	III/II/I	-	Secondary
4	Development Officer	DOS	KPS	6	6	III/II/I	-	Secondary
5	Librarian	SLGLS	KPS	4	4	III/II/I	-	Secondary
6	Technical Officer (Civil)	SLTS	KPS	3	2	III/II/I	1	Secondary
7	Management Assistant	PPMAS	KPS	15	14	III/II/I	1	Secondary
8	Revenue Inspector	Dept	KPS	4	4	III/II/I	-	Secondary
9	Nursery School Teacher	Dept	KPS	2	2	III/II/I/Spl	-	Secondary
10	Health Supervisor	Dept	KPS	1	1	III/II/I	-	Secondary
11	Market Supervisor	Dept	KPS	2	0	III/II/I	-	Secondary
12	Work/ Field Supervisor	Dept	KPS	1	2	III/II/I	-1	Secondary
13	Driver	PDS	KPS	6	5	III/II/I/Spl	1	Primary
14	Electrician	Dept	KPS	1	1	III/II/I/Spl	-	Primary
15	Ayurvedic Dispenser	Dept	KPS	3	3	III/II/I/Spl	-	Primary
16	KKS	OES	KPS	4	3	III/II/I/Spl	1	Primary
17	Watcher	OES	KPS	4	3	III/II/I/Spl	1	Primary
18	Library Attendant	Dept	KPS	4	3	III/II/I/Spl	1	Primary
19	Health Labourer	Dept	KPS	25	20	III/II/I/Spl	5	Primary

## Staff Details of Office at the Karachchi Pradeshya Sabha - 2019

S. No	Position	Service	Centere	DMS Approved Cadre	Present Cadre	Class	Additional Requirement	Service Level as per 06/2006 Circular	
20	Work/ Field Labourer	Dept	KPS	20	17	III/II/I/Spl	3	Primary	
21	Cemetery Labourer	Dept	KPS	1	1	III/II/I/Spl	-	Primary	
<b>Sub Total (Scheduled Post)</b>				<b>111</b>	<b>96</b>		<b>15</b>		
<b>Personal Cadre</b>									
22	Driver	Dept	KPS	2	1	III/II/I/Spl	1	Primary	
23	Library Attendant	Dept	KPS	1	1	III/II/I/Spl	-	Primary	
24	Work field Labourer	Dept	KPS	2	0	III/II/I/Spl	2	Primary	
25	Linesman	Dept	KPS	1	0	III/II/I/Spl	1	Primary	
26	Linesman Mate	Dept	KPS	2	0	III/II/I/Spl	2	Primary	
<b>Sub Total (Scheduled Post)</b>				<b>8</b>	<b>2</b>		<b>6</b>		
<b>Grand Total</b>				<b>119</b>	<b>98</b>		<b>21</b>		

Source : ACLG, Kilinochchi

Table:-2.18

**Staff Details of Office at the Poonakary Pradeshiya Sabha - 2019**

S. No	Position	Service	Centere	DMS Approved Cadre	Present Cadre	Class	Additional Requirement	Service Level as per 06/2006 Circular
1	Ayurvedic Medical Officer	SLAYMS	PPS	3	2	III/II/I	1	Senior
2	Secretary	PPMAS	PPS	1	1	supra	-	Tertiary
3	Local Government Assistant	LGAS	PPS	1	1	III/II/I	-	Secondary
4	Development Officer	DOS	PPS	6	5	III/II/I	1	Secondary
5	Development Officer	DOS	PPS	-	1	Trainee	(1)	Secondary
6	Librarian	SLGLS	PPS	2	2	III/II/I	-	Secondary
7	Technical Officer (Civil)	SLTS	PPS	3	3	III/II/I	-	Secondary
8	Management Assistant	PPMAS	PPS	9	6	III/II/I	3	Secondary
9	Revenue Inspector	Dept	PPS	2	2	III/II/I	-	Secondary
<b>Sub Total (Scheduled Post)</b>				<b>27</b>	<b>23</b>	<b>0</b>	<b>4</b>	
10	Market Supervisor	Dept	PPS	1	0	III/II/I/Spl	1	Secondary
11	Nusary School Teacher	Dept	PPS	1	1	III/II/I/Spl	-	Secondary
12	Driver	Dept	PPS	7	0	III/II/I/Spl	7	Primary
13	Electrician	Dept	PPS	1	0	III/II/I/Spl	1	Primary
14	Ayurvedic Dispensor	Dept	PPS	3	1	III/II/I/Spl	2	Primary
15	KKS	Dept	PPS	4	0	III/II/I/Spl	4	Primary
16	Watcher	Dept	PPS	3	3	III/II/I/Spl	-	Primary
17	Library attendant	Dept	PPS	3	1	III/II/I/Spl	2	Primary
18	Work/ Field Labourer	Dept	PPS	9	4	III/II/I/Spl	5	Primary
19	Health Labourer	Dept	PPS	8	4	III/II/I/Spl	4	Primary
<b>Sub Total (Scheduled Post)</b>				<b>94</b>	<b>60</b>		<b>23</b>	

### Staff Details of Office at the Poonakary Pradeshiya Sabha - 2019

S. No	Position	Service	Centere	DMS Approved Cadre	Present Cadre	Class	Additional Requirement	Service Level as per 06/2006 Circular
<b>Personal Cadre</b>								
20	Driver	Dept	PPS	1	1	III/II/I/Spl	-	Primary
21	Health Labourer	Dept	PPS	3	3	III/II/I/Spl	-	Primary
22	Office Labourer	Dept	PPS	1	1	III/II/I/Spl	-	Primary
<b>Sub Total (Scheduled Post)</b>					5		-	
<b>Grand Total</b>								

Source : ACLG, Kilinochchi

### Staff Details of Office at the Pachchilaipalli Pradeshiya Sabha - 2019

Table:-2.19

S. No	Position	Service	Centere	DMS Approved Cadre	Present Cadre	Class	Additional Requirement	Service Level as per 06/2006 Circular
1	Ayurvedic Medical Officer	SLAMYS	PPS	2	2	III/II	-	Senior Level
2	Secretary	PPMAS	PPS	1	1	Supra	-	Tertiary Level
3	Local Govt Assistant	SLGLA	PPS	1	1	III/II/I	-	Secondary level
4	Development Officer	DOS	PPS	6	6	III/II/I	-	Secondary level
5	Librarian	SLGLS	PPS	3	2	III/II/I	1	Secondary level
6	Technical Officer	SLTS	PPS	3	2	III/II/I	1	Secondary level
7	Management Assistant	PPMAS	PPS	10	8	III/II/I	2	Secondary level
8	Revenue Inspector	RIS	PPS	2	2	III/II/I	-	Secondary level
9	Preschool Teacher	PPTS	PPS	1	1	III/II/I	-	Secondary level
<b>Sub Total (Scheduled Post)</b>				29	25	0	4	
<b>Unshchedule Post</b>								
10	Driver	Dept.	PPS	5	5	III/II/I/Spl	-	Primary Level
11	Ayurvedic Compounder	Dept.	PPS	2	1	III/II/I/Spl	1	Primary Level
12	Electrician	Dept.	PPS	1	1	III/II/I/Spl	-	Primary Level
13	KKS	Dept.	PPS	2	2	III/II/I/Spl	-	Primary Level
14	watcher	Dept.	PPS	4	2	III/II/I/Spl	2	Primary Level



### Staff Details of Office at the Pachchilaipalli Pradeshiya Sabha - 2019

S. No	Position	Service	Centere	DMS Approved Cadre	Present Cadre	Class	Additional Requirement	Service Level as per 06/2006 Circular
15	Library Attendent	Dept.	PPS	3	3	III/II/I/Spl	-	Primary Level
16	Work/Field Labour	Dept.	PPS	7	6	III/II/I/Spl	1	Primary Level
17	Health Labour	Dept.	PPS	10	8	III/II/I/Spl	2	Primary Level
18	Electricity Labourer	Dept.	PPS	2	2	III/II/I/Spl	-	Primary Level
19	Work/Field Labour *	Dept.	PPS	1	1	III/II/I/Spl	-	Primary Level
20	Linesman	Dept.	PPS	1	1	III/II/I/Spl	1	Primary Level
21	Linesman Mate	Dept.	PPS	1	1	III/II/I/Spl	1	Primary Level
<b>Sub Total (Scheduled Post)</b>				39	31		8	
<b>Grand Total</b>				<b>68</b>	<b>56</b>	<b>0</b>	<b>12</b>	

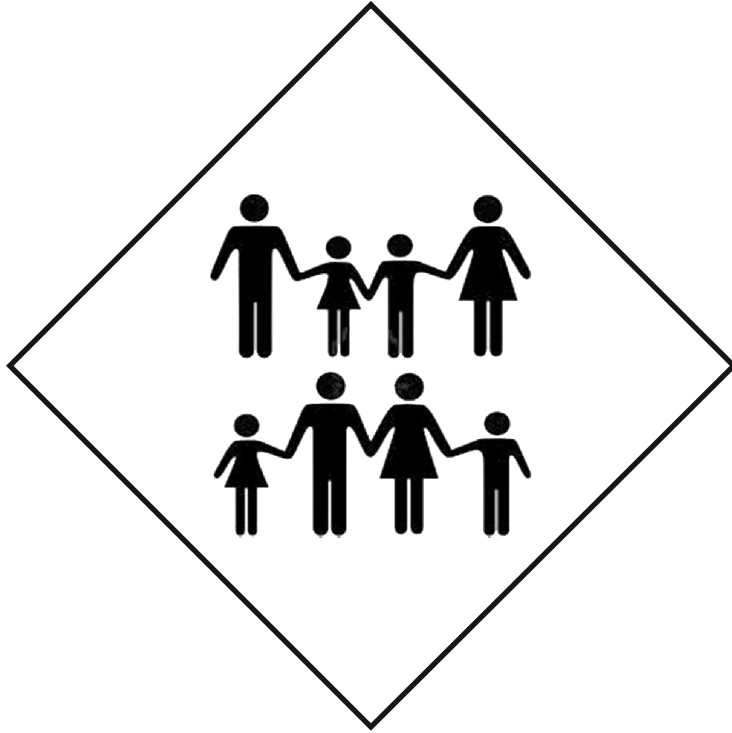
Source : ACLG, Kilinochchi

Table:-2.20

**Staff details of Office at the ACLG Office at Kilinochchi District - 2019**

No	Designation	Service	Centre	DMC Approved Cadre	Existing Cadre	Vacant	Excess	Grade/Class	Additional Requirement	Service Level
1	Assistant Commissioner of Local Government	SLAS	ACLG	1	1	-		III		Senior
2	Technical Officer	SLTS	ACLG	1		1		Special		Tertiary
3	Investigation Officer	IO	ACLG	1	1	-		II		Secondary
4	Development Officer	DO	ACLG	5	5	-		III/II		Secondary
5	Technical Officer	SLTS	ACLG	1	1	-		II		Secondary
6	Management Assistant	PPMAS	ACLG	4	5		1	III/II/I		Secondary
7	Driver	PDS	ACLG	1	1	-		II		Primary
8	KKS	OES	ACLG	2	2	-		II/III		Primary
<b>Total</b>				16	16	1	1			

Source : ACLG, Kilinochchi



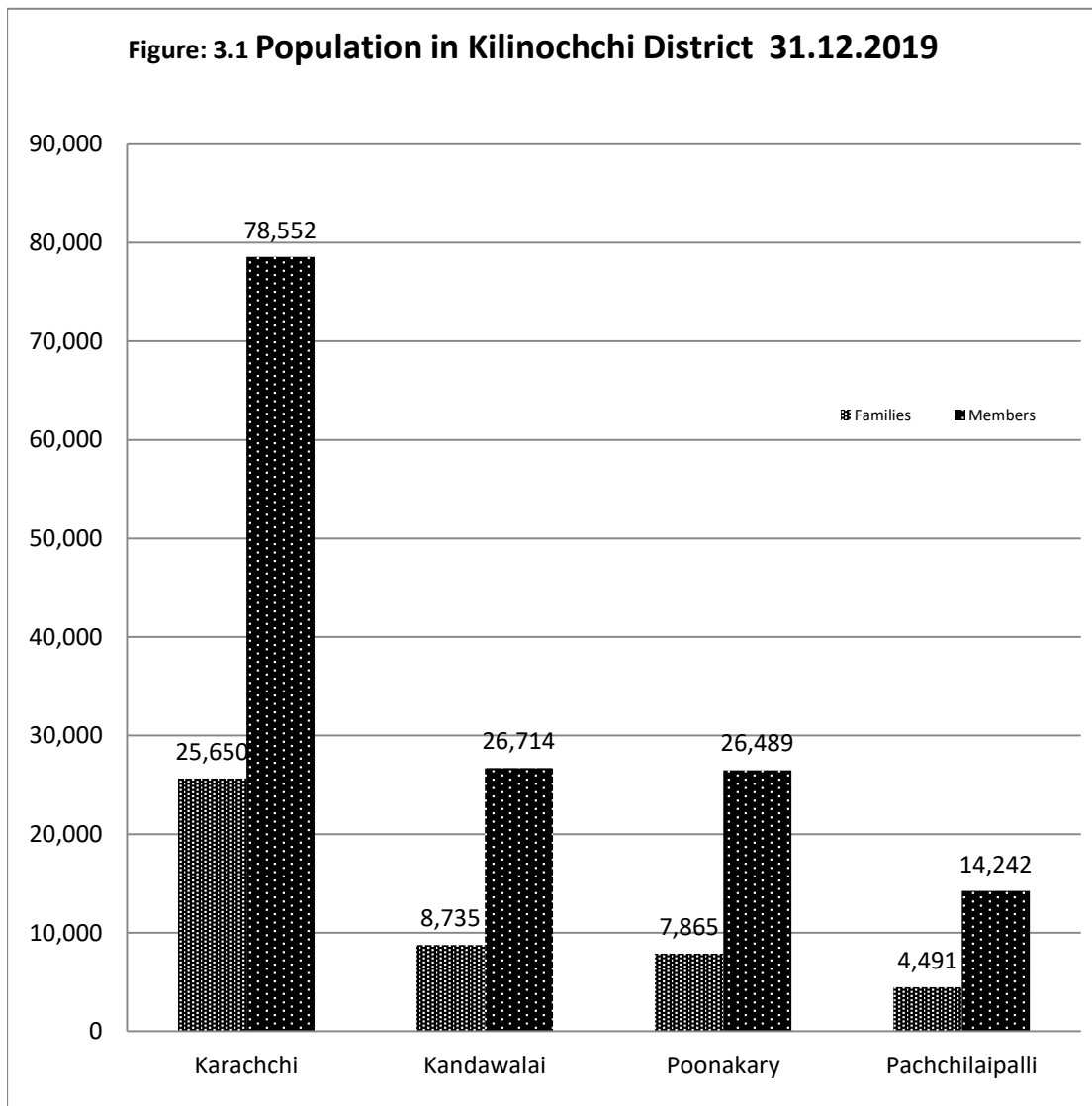
# Chapter III



Table : 3.1

### District Population As At 31.12.2019

S.No	A.G.A's Division	Total No. of Families	Total No. of Members
1	Karachchi	25,650	78,552
2	Kandawalai	8,735	26,714
3	Poonakary	7,865	26,489
4	Pachchilaipalli	4,491	14,242
<b>Total</b>		<b>46,741</b>	<b>145,997</b>



Source: District Secretariat, Kilinochchi

Table: 3.2

**Population as at 31.12.2019 - Kilinochchi District.**

DS Division	Male	Female	Total	Sex Ratio (Female / Male)	Sex Percentage	
					Male	Female
Karachchi	37,987	40,565	78,552	1.07	48.36	51.64
Kandawalai	12,918	13,796	26,714	1.07	48.36	51.64
Poonakary	13,148	13,341	26,489	1.01	49.64	50.36
Pachchilaipalli	7,001	7,241	14,242	1.03	49.16	50.84
<b>Total</b>	<b>71,054</b>	<b>74,943</b>	<b>145,997</b>		<b>48.67</b>	<b>51.33</b>

Source: District Planning Secretariat, Kilinochchi

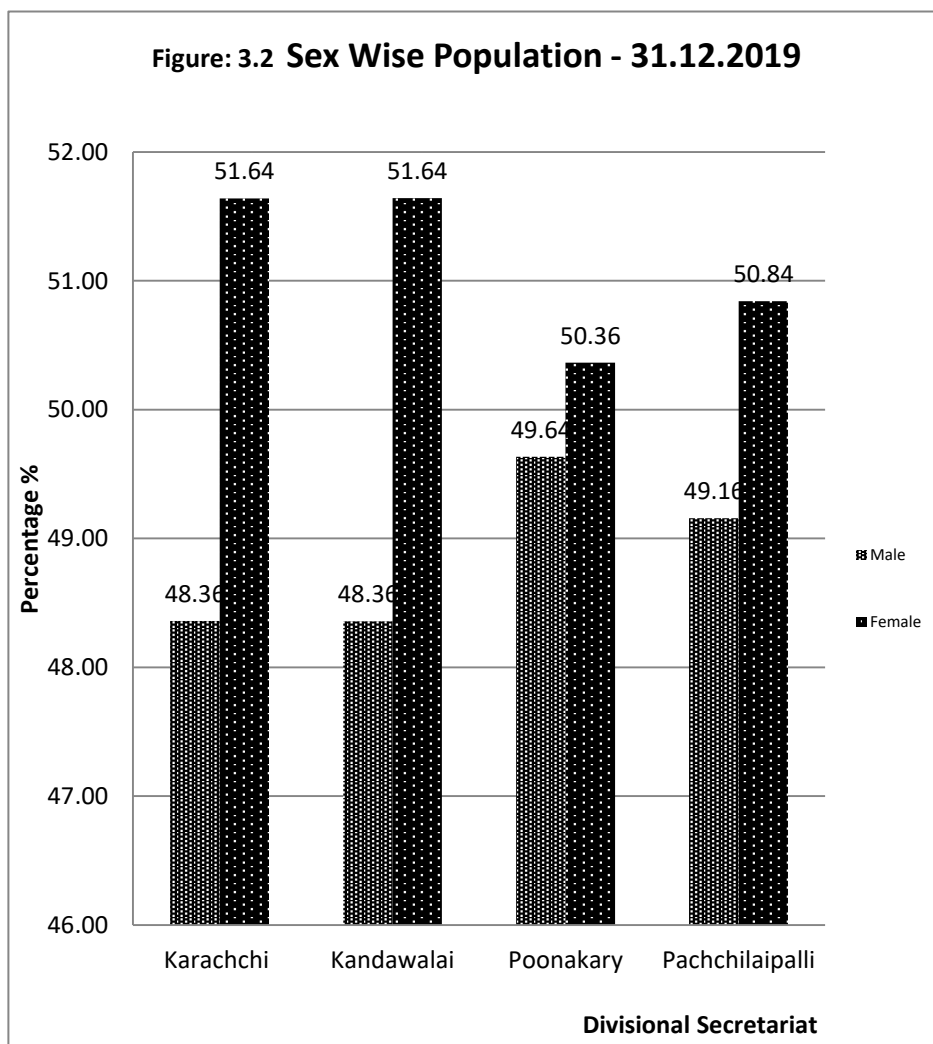


Table :3.3

**Population Figures Ethnic wise as at 31.12.2019 Kilinochchi District**

No.	D.S. Division	Total		Sinhala		Tamil		Indian Tamil		Muslim		Other	
		Families	Members	Families	Members	Families	Members	Families	Members	Families	Members	Families	Members
1	Karachchi	25,650	78,552	33	91	25,363	77,594	0	0	254	867	0	0
2	Kandawalai	8,735	26,714	1	2	8,728	26,687	0	0	6	25	0	0
3	Poonakary	7,865	26,489	2	6	7,384	24,728	0	0	479	1,755	0	0
4	Pachchilaippalli	4,491	14,242	5	22	4,481	14,201	0	0	5	19	0	0
<b>Total</b>		<b>46,741</b>	<b>145,997</b>	<b>41</b>	<b>121</b>	<b>45,956</b>	<b>143,210</b>	<b>0</b>	<b>0</b>	<b>744</b>	<b>2,666</b>	<b>0</b>	<b>0</b>

District Secretariat, Kilinochchi

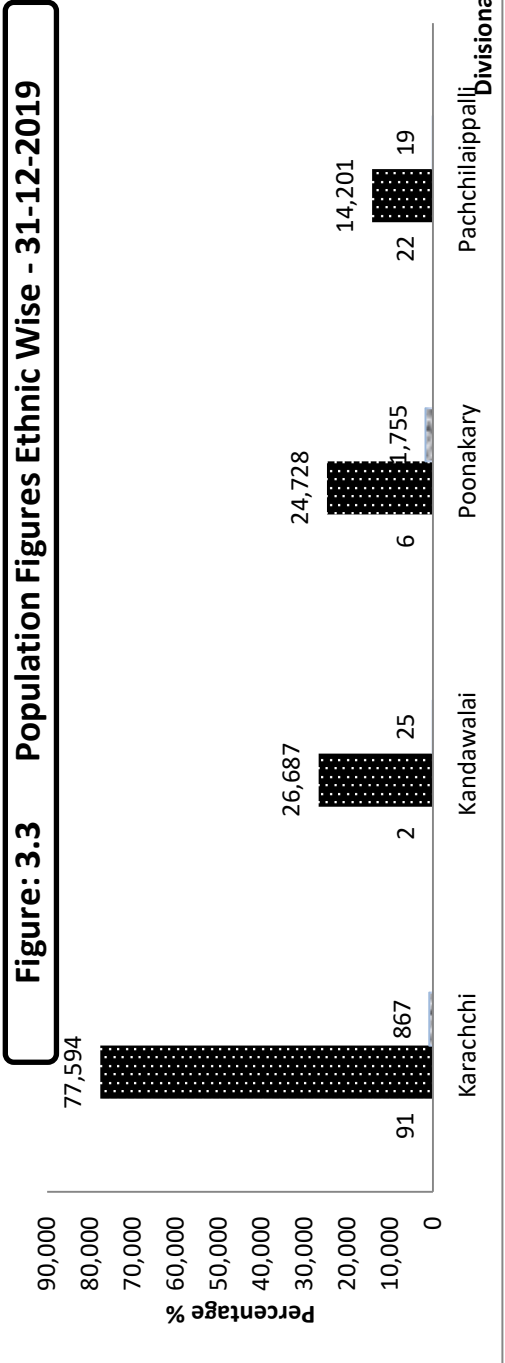


Table:3.3.1

**Divisional Secretariat - Karachchi**

No.	G.N. Division	Total		Sinhala		Tamil		Indian Tamil		Muslim		Other	
		Families	Members	Families	Members	Families	Members	Families	Members	Families	Members	Families	Members
1	Vannerikkulam	470	1,608			470	1608						
2	Anaivilunthan	440	1,384	3	12	436	1367			1	5		
3	Kannagaipuram	304	1,056	2	6	302	1050						
4	Skanthapuram	874	2,681			873	2678			1	3		
5	Akkarayankulam	811	2,575			811	2575						
6	Konavil	1,138	4,334	1	7	1135	4320			2	7		
7	Ponnagar	662	2,170			658	2158			4	12		
8	Parathipuram	947	3,020			944	3011			3	9		
9	Malayalapuram	780	2,413	2	6	776	2400			2	7		
10	Vivegananthanagar	650	1,899	1	3	649	1896						
11	Kirushnapuram	912	2,890	2	6	910	2884						
12	Uthayanagar East	732	2,298			730	2287			2	11		
13	Uthayanagar West	820	2,334			820	2334						
14	Ambalkulam	994	3,044			990	3030			4	14		
15	Selvanagar	878	2,785			878	2785						
16	Ananthapuram	785	2,156	1	2	783	2150			1	4		
17	Thondamannagar	334	995			331	984			3	11		
18	Kanagambikaikkulam	649	1,841	1	4	577	1592			71	245		
19	Ambalnagar	1,134	3,435			1134	3435						
20	Thiruvaiyaru	349	1,046	1	1	348	1045						
21	Thiruvaiyaru West	388	1,041			388	1041						
22	Radnapuram	456	1,349	1	4	455	1345						
23	Kilinochchi town	520	1,554	12	28	473	1395			35	131		
24	Maruthanagar	434	1,244			433	1240			1	4		
25	Pannankandy	320	954			320	954						



## Divisional Secretariat - Karachchi

No.	G.N. Division	Total		Sinhala		Tamil		Indian Tamil		Muslim		Other	
		Families	Members	Families	Members	Families	Members	Families	Members	Families	Members	Families	Members
26	Kanagapuram	379	1,045	1	3	378	1042						
27	Thirunagar South	405	1,165	1	4	398	1143			6	18		
28	Thirunagar North	492	1,386			474	1317			18	69		
29	Kaneshapuram	270	807			270	807						
30	Jeyanthinagar	646	1,934	1	1	644	1928			1	5		
31	Periyaparathan	425	1,299	1	2	424	1297						
32	Uruththirapuram North	537	1,621			537	1621						
33	Uruththirapuram East	459	1,537			459	1537						
34	Uruththirapuram West	415	1,207			415	1207						
35	Sivanagar	443	1,321			442	1317			1	4		
36	Oottuppulam	457	1,471	2	2	455	1469						
37	Puthumurippu	516	1,656			516	1656						
38	Vaddakkachchi	626	1,943			626	1943						
39	Civic centre	273	799			273	799						
40	Mayavanoor	1,018	3,063			1016	3055			2	8		
41	Ramanathapuram	868	2,683			866	2675			2	8		
42	Mavadiyamman	640	1,509			546	1217			94	292		
<b>Total</b>		<b>25,650</b>	<b>78,552</b>	<b>33</b>	<b>91</b>	<b>25,363</b>	<b>77,594</b>	<b>0</b>	<b>0</b>	<b>254</b>	<b>867</b>	<b>0</b>	<b>0</b>

Table :3.3.2

**Divisional Secretariat - Kandawalai**

No.	G.N. Division	Total		Sinhala		Tamil		Indian Tamil		Muslim		Other	
		Families	Members	Families	Members	Families	Members	Families	Members	Families	Members	Families	Members
1	Kumarapuram	453	1358			453	1358						
2	Paranthan	938	3112			937	3108			1	4		
3	Umaiylapuram	275	858			273	849			2	9		
4	Elephantpass	22	51	1	2	21	49						
5	Thaduvankoddi	112	358			112	358						
6	Korakankaddu	518	1682			518	1682						
7	Uriyan	270	772			270	772						
8	Murasumoodai	292	855			292	855						
9	Kandawalai	385	1110			383	1102			2	8		
10	Periyakulam	442	1212			442	1212						
11	Kalmadunagar	911	2951			911	2951						
12	Tharumapuram west	413	1219			413	1219						
13	Tharumapuram east	580	1706			580	1706						
14	Puliyampokkanai	460	1450			460	1450						
15	Punnaineeravi	1894	5749			1893	5745			1	4		
16	Piramanthanaru	770	2271			770	2271						
<b>Total</b>		<b>8,735</b>	<b>26,714</b>	<b>1</b>	<b>2</b>	<b>8,728</b>	<b>26,687</b>	<b>0</b>	<b>0</b>	<b>6</b>	<b>25</b>	<b>0</b>	<b>0</b>

Table :3.3.3

**Divisional Secretariat - Poonakary**

No.	G.N. Division	Total		Sinhala		Tamil		Indian Tamil		Muslim		Other	
		Families	Members	Families	Members	Families	Members	Families	Members	Families	Members	Families	Members
1	Nallur	655	2,022			655	2022						
2	Alankerny	98	288			98	288						
3	Kollakurichchi	315	1,051			315	1051						
4	Cheddiyakurichchi	207	704			207	704						
5	Gnanimadam	120	371			120	371						
6	Madduvilnadu East	159	479			159	479						
7	Pallikuda	922	3,128			920	3122			2	6		
8	Madduvilnadu West	272	861	1	3	271	858						
9	Paramankirai	166	500			166	500						
10	Gowatharimunai	118	392			118	392						
11	Jeyapuram North	236	694	1	3	235	691						
12	Jeyapuram South	235	706			235	706						
13	Kariyalainagapaaduvan	628	2,329			626	2325			2	4		
14	Pallavarajankaddu	351	1,115			351	1115						
15	Mulankavil	957	3,092			957	3092						
16	Nachchikuda	958	3,672			483	1,927			475	1745		
17	Kiranchi	601	1,953			601	1,953						
18	Ponnaveli	508	1,884			508	1,884						
19	Iranaithevu	359	1,248			359	1,248						
<b>Total</b>		<b>7,865</b>	<b>26,489</b>	<b>2</b>	<b>6</b>	<b>7,384</b>	<b>24,728</b>	<b>0</b>	<b>0</b>	<b>479</b>	<b>1,755</b>	<b>0</b>	<b>0</b>

Table :3.3.4

**Divisional Secretariat - Pachchilaippalli**

No.	G.N. Division	Total		Sinhala		Tamil		Indian Tamil		Muslim		Other	
		Families	Members	Families	Members	Families	Members	Families	Members	Families	Members	Families	Members
1	Kovilivayal	279	907			279	907						
2	Iyakkachchi	241	780	2	7	238	771			1	2		
3	Mukavil	289	913			289	913						
4	Masar	188	562			188	562						
5	Soranpattu	322	1028			322	1,028						
6	Tharmakerny	255	907			255	907						
7	Pulopallai	284	858		1	284	857						
8	Mullaiyadi	234	697			234	697						
9	Thambakamam	550	1688			548	1,678			2	10		
10	Pallai Town	235	686			235	686						
11	Pulopallai West	151	483			151	483						
12	Allippallai	103	327			103	327						
13	Kachchar velli	139	444			139	444						
14	Arasarkerny	145	456		1	145	455						
15	Iththavil	352	1193		1	352	1,192						
16	Mukamalai	248	799	3	12	245	787						
17	Vempodukerny	160	498			160	498						
18	Kilaly	316	1016			314	1,009			2	7		
<b>Total</b>		4,491	14,242	5	22	4,481	14,201	0	0	5	19	0	0

Table:3.4

### Kilinochchi District Population Strength -2019

No	DS Division	Male	Female	Total Population
1	Karachchi	37,987	40,565	78,552
2	Kandawalai	12,918	13,796	26,714
3	Poonakary	13,148	13,341	26,489
4	Pachchilaipalli	7,001	7,241	14,242
<b>Total</b>		<b>145,997</b>	<b>74,943</b>	<b>145,997</b>

Source: District Secretariat, Kilinochchi

Table : 3.5

### Population of Kilinochchi District by Age group and Sex wise 2019

No	DS Division	00-04		05_09		10_14		15_19		20 - 24		25 -29		30 - 34		35-39		40-44		45-49		50-54		55-59		>60		Total		
		Male	Female	Male	Female	Male	Female	Male	Female	Male	Female	Male	Female	Male	Female	Male	Female	Male	Female	Male	Female	Male	Female	Male	Female	Male	Female	Male	Female	Total
1	Karachchi	2794	2980	2824	3030	2818	3002	2765	2984	2805	3014	2863	3016	2886	3096	2887	3081	2907	3102	2891	3071	2880	3052	2868	3027	3799	4110	37987	40565	78552
2	Kandawalai	719	804	936	972	988	1096	933	1005	856	942	933	1003	1098	1054	1107	933	981	941	1002	842	914	857	864	1923	2028	12918	13796	26714	
3	Poonakary	821	803	1306	1252	1355	1341	1287	1276	1223	1215	1188	1130	1052	1092	903	974	884	920	657	736	632	678	579	636	1261	1288	13148	13341	26489
4	Pachchilaipalli	398	423	543	565	588	582	644	595	629	656	641	623	665	619	644	661	501	485	374	420	374	409	305	394	695	809	7001	7241	14242
<b>Total</b>		<b>4732</b>	<b>5010</b>	<b>5609</b>	<b>5819</b>	<b>5749</b>	<b>6021</b>	<b>5629</b>	<b>5860</b>	<b>5513</b>	<b>5827</b>	<b>5625</b>	<b>5752</b>	<b>5606</b>	<b>5905</b>	<b>5488</b>	<b>5823</b>	<b>5225</b>	<b>5488</b>	<b>4863</b>	<b>5229</b>	<b>4728</b>	<b>5053</b>	<b>4609</b>	<b>4921</b>	<b>7678</b>	<b>8235</b>	<b>71054</b>	<b>74943</b>	<b>145997</b>

Source: District Secretariat, Kilinochchi

## Divisional Secretariat - Karachchi

No	GN Division	00-04		05_09		10_14		15_19		20_24		25_29		30_34		35-39		40-44		45-49		50-54		55-59		>60		Total		
		Male	Female	Male	Female	Male	Female	Male	Female	Male	Female	Male	Female	Male	Female	Male	Female	Male	Female	Male	Female	Male	Female	Male	Female	Male	Female	Male	Female	Total
1	Vannerikulam	58	61	59	60	64	61	58	59	63	63	59	66	62	58	64	61	55	58	57	49	83	88	805	803	1608				
2	Anaivilunthan	42	49	39	52	57	52	61	56	59	56	59	60	61	57	59	53	57	50	42	55	58	63	671	713	1384				
3	Kannakapuram	34	33	31	35	40	49	43	44	45	44	45	47	49	43	51	41	46	38	43	34	37	44	536	520	1056				
4	Skanthapuram	88	91	84	93	85	90	89	100	89	100	112	112	115	106	113	101	99	102	104	106	122	125	1308	1373	2681				
5	Akkarayankulam	79	104	74	101	74	98	72	110	84	118	84	118	85	114	89	120	84	116	81	123	90	121	112	1083	1492	2575			
6	Konavil	142	168	148	178	154	174	153	170	149	171	147	169	149	183	150	180	152	183	149	178	140	182	144	178	172	271	1949	2385	4334
7	Ponnagar	72	76	78	74	81	78	80	78	79	81	83	78	81	79	83	81	89	85	78	80	85	83	91	88	112	117	1092	1078	2170
8	Bharathipuram	105	110	107	117	108	119	106	118	103	113	104	121	99	114	105	115	111	119	114	124	116	118	109	125	146	174	1433	1587	3020
9	Malayapuram	80	98	81	100	83	88	83	87	82	91	83	89	86	92	95	96	105	88	99	91	93	89	96	124	122	1158	1255	2413	
10	Vivekanandanagar	68	70	71	72	71	71	63	70	69	69	67	70	69	68	63	70	69	71	72	72	70	69	70	72	115	118	938	961	1899
11	Krishnapuram	105	109	106	107	103	105	104	107	107	106	109	105	102	104	104	110	103	109	112	115	117	116	114	113	147	151	1433	1457	2890
12	Uthayanagar East	88	90	89	92	81	83	80	82	84	85	80	82	84	85	81	84	84	83	87	89	85	89	89	91	126	125	1138	1160	2298
13	Uthayanagar West	82	83	89	90	85	87	81	83	80	84	84	80	88	90	83	86	90	94	88	91	94	96	92	94	123	117	1159	1175	2334
14	Ambalkulam	114	118	109	116	110	114	116	119	107	117	111	115	105	110	109	114	115	121	113	115	108	123	118	124	156	147	1491	1553	3044
15	Selvanagar	105	107	102	105	103	108	91	95	104	107	105	107	113	112	112	114	107	110	106	109	105	102	106	106	124	120	1383	1402	2785
16	Ananthapuram	72	87	70	84	73	88	73	82	72	79	74	81	79	84	80	85	81	88	83	86	79	84	80	86	110	116	1026	1130	2156
17	Thondamanagar	35	37	36	38	37	39	35	38	36	38	35	41	39	42	37	40	35	41	37	41	37	43	35	39	34	50	468	527	995
18	Kanagambigaikulam	66	71	64	69	65	72	64	69	66	74	63	71	64	76	63	74	62	73	66	69	71	64	68	72	99	106	881	960	1841
19	Ambalnagar	125	138	123	134	126	135	124	138	123	141	127	136	119	132	125	133	124	129	118	134	126	135	123	129	156	182	1639	1796	3435
20	Thiruvaiaru	43	37	47	42	45	39	47	38	44	37	42	43	40	43	39	40	37	41	37	40	37	42	35	39	34	38	527	519	1046
21	Thiruvaiaru West	40	33	39	35	42	39	38	39	40	41	44	43	38	45	42	44	41	43	39	41	40	42	38	39	36	40	517	524	1041
22	Rathapuram	47	51	49	52	56	53	53	56	51	54	49	52	59	61	44	46	47	51	45	52	46	52	48	53	65	57	659	690	1349
23	Kilinochchi Town	52	56	64	64	64	60	52	59	55	61	59	63	54	66	59	65	53	64	52	60	54	65	50	63	78	89	719	835	1554

Table :3.5.1

## Divisional Secretariat - Karachchi

No	GN Division	00-04		05_09		10_14		15_19		20 - 24		25 - 29		30 - 34		35-39		40-44		45-49		50-54		55-59		>60		Total		
		Male	Female	Male	Female	Male	Female	Male	Female	Male	Female	Male	Female	Male	Female	Male	Female	Male	Female	Male	Female	Male	Female	Male	Female	Male	Female	Male	Female	Total
24	Maruthanagar	46	49	45	49	42	46	45	44	42	46	43	45	44	44	50	44	45	52	49	50	47	50	45	48	69	64	606	638	1244
25	Pannakandy	37	34	35	34	33	35	34	33	33	35	34	38	35	33	34	38	35	38	37	35	36	34	34	32	58	56	484	470	954
26	Kanakapuram	41	37	42	36	39	37	35	38	37	35	39	42	44	43	45	42	44	43	47	41	46	39	43	34	37	44	535	510	1045
27	Thirunagar South	40	44	42	48	43	42	40	44	39	42	40	41	46	42	50	41	46	45	40	46	43	47	44	49	52	63	551	614	1165
28	Thirunagar North	40	55	39	54	42	57	44	60	45	59	48	63	49	62	50	58	63	50	47	57	45	59	42	59	62	75	605	781	1386
29	Kaneshapuram	22	33	24	34	26	36	25	34	23	29	20	32	25	36	21	35	21	39	23	37	28	38	29	36	42	56	332	475	807
30	Jeyanthinagar	71	75	73	74	71	76	69	72	78	66	69	67	72	78	65	72	65	70	71	74	65	72	69	73	111	121	938	996	1934
31	Periyaparanthan	45	49	47	52	49	51	49	52	47	51	49	46	44	46	51	44	46	47	45	48	46	48	55	56	65	57	633	666	1299
32	Uruthirapuram North	63	63	60	62	59	60	64	63	60	64	61	65	63	62	65	66	62	58	60	61	59	58	56	49	75	88	801	820	1621
33	Uruthirapuram East	60	62	64	65	58	60	56	57	55	56	60	61	59	61	59	60	53	55	52	54	54	55	50	52	79	80	759	778	1537
34	Uruthirapuram West	43	54	45	55	42	53	39	54	38	42	41	43	44	45	42	46	43	49	47	50	46	49	43	45	45	64	558	649	1207
35	Sivanagar	51	49	53	49	46	47	48	50	49	46	47	45	51	49	52	53	50	53	52	54	49	50	49	48	63	68	660	661	1321
36	Ottupulam	58	57	57	55	56	55	53	52	57	54	59	58	54	52	53	56	53	50	52	54	54	56	50	52	78	80	740	731	1471
37	Puthururippu	64	61	66	63	63	62	57	60	64	63	65	66	63	64	67	66	62	63	64	61	57	58	57	49	83	88	832	824	1656
38	Vaddakkachchi	72	75	74	76	73	76	68	72	70	74	67	69	69	72	63	68	69	74	72	75	70	69	70	73	115	118	952	991	1943
39	Civic Centre	30	31	32	33	35	36	31	32	30	33	27	26	29	30	26	27	28	29	28	29	31	30	29	27	42	40	397	402	799
40	Mayavanoor	104	120	105	123	107	121	112	123	106	125	108	121	105	120	107	117	112	121	110	118	108	119	114	120	155	162	1453	1610	3063
41	Ramanathapuram	102	99	103	101	104	100	98	96	100	99	103	100	106	104	106	107	102	101	100	102	103	102	104	101	120	118	1353	1330	2683
42	Mavadiamman	63	56	67	57	64	57	62	56	63	54	60	54	59	55	54	59	54	55	52	50	54	50	50	52	79	74	785	724	1509
<b>Total</b>		2794	2980	2824	3030	2818	3002	2765	2984	2805	3014	2863	3016	2886	3096	2887	3081	2907	3102	2891	3071	2880	3052	2868	3027	3799	4110	37987	40565	78552

## Divisional Secretariat - Kandawalai

No	GN Division	00-04		05_09		10_14		15_19		20 - 24		25 -29		30 - 34		35-39		40-44		45-49		50-54		55-59		>60		Total		
		Male	Female	Male	Female	Male	Female	Male	Female	Male	Female	Male	Female	Male	Female	Male	Female	Male	Female	Male	Female	Male	Female	Male	Female	Male	Female	Male	Female	Total
1	Kumarapuram	20	26	37	44	62	61	44	39	38	44	57	72	41	48	28	38	74	79	54	63	62	71	41	46	79	90	637	721	1358
2	Paranthan	103	148	92	101	100	188	101	143	115	151	118	131	91	121	97	101	123	158	88	110	62	81	59	69	210	251	1359	1753	3112
3	Umaiyalpuram	20	13	28	32	32	26	30	36	20	26	33	29	30	31	29	37	39	29	36	37	27	29	29	30	62	91	414	444	858
4	Elephantpass	0	1	2	0	2	1	1	1	1	1	4	3	1	4	1	4	2	2	2	3	1	2	3	1	4	3	25	26	51
5	Thaduvankoddi	7	8	11	13	13	10	11	8	11	12	10	9	12	15	18	15	12	11	17	16	19	18	20	19	21	22	182	176	358
6	Korankankaddu	48	52	60	57	67	56	63	66	58	59	54	56	64	72	75	81	54	64	52	61	47	60	66	68	109	113	817	865	1682
7	Uriyan	13	12	22	27	28	29	25	23	18	25	28	32	28	33	25	31	32	39	33	35	24	27	31	36	57	59	364	408	772
8	Murasumoodai	13	16	32	37	26	34	20	22	28	32	26	31	34	34	39	41	36	30	37	35	28	23	33	32	69	67	421	434	855
9	Kandawalai	11	13	32	35	51	54	33	32	34	37	45	40	27	32	42	41	61	58	46	51	53	33	33	32	81	83	549	561	1110
10	Periyakulam	41	46	64	63	46	51	47	56	53	47	43	41	47	44	44	43	45	41	44	43	31	40	38	23	68	63	611	601	1212
11	Kalmadunagar	97	102	104	107	102	110	100	108	109	119	118	132	106	121	107	117	109	111	101	107	99	98	87	90	197	193	1436	1515	2951
12	Tharumapuram west	29	32	43	40	40	49	37	45	38	44	43	47	37	40	39	48	40	49	37	40	41	43	41	45	104	128	569	650	1219
13	Tharumapuram east	45	58	67	72	59	65	57	61	45	57	52	60	65	71	77	82	43	44	47	51	64	71	88	89	106	110	815	891	1706
14	Puliyampokkanai	18	26	28	34	38	43	42	44	22	24	34	38	56	63	68	76	41	48	78	86	58	69	71	78	134	133	688	762	1450
15	Punnaineeravi	207	206	209	204	219	215	220	226	177	174	158	150	291	298	279	273	141	145	201	199	181	189	153	144	446	444	2882	2867	5749
16	Piramanthararu	47	45	105	106	103	104	101	95	89	90	110	112	73	71	86	79	81	73	68	65	46	42	64	62	176	178	1149	1122	2271
<b>Total</b>		719	804	936	972	988	1096	933	1005	856	942	933	983	1003	1098	1054	####	933	981	941	1002	842	914	857	864	1923	2028	12918	13796	26714

Table :3.5.2



**Divisional Secretariat - Poonakari**

Table :3.5.3

No	GN Division	00 -04		05_09		10_14		15_19		20 -24		25 -29		30 -34		35-39		40-44		45-49		50-54		55-59		>60		Total		
		Male	Female	Male	Female	Male	Female	Male	Female	Male	Female	Male	Female	Male	Female	Male	Female	Male	Female	Male	Female	Male	Female	Male	Female	Male	Female	Male	Female	Total
1	Nallur	52	58	83	97	58	57	78	84	82	92	91	94	92	86	88	75	98	95	46	52	42	51	45	56	142	128	997	1025	2,022
2	Alankerny	9	7	8	13	11	13	11	14	19	21	9	14	8	8	6	4	2	7	12	9	9	7	9	9	27	22	140	148	288
3	Kollakurichchi	11	19	44	51	52	62	54	62	62	61	48	43	46	51	35	26	32	36	29	25	21	25	17	21	58	60	509	542	1,051
4	Cheddiyakurichchi	15	13	31	36	29	34	39	35	33	33	35	33	31	33	21	31	18	34	21	11	25	23	15	11	30	34	343	361	704
5	Gnanimadam	13	11	22	16	14	14	17	14	11	15	16	13	15	14	16	15	14	11	10	9	6	8	9	6	29	33	192	179	371
6	Maadduvilnadu East	8	12	17	21	11	17	19	27	19	21	21	19	21	22	17	22	22	23	11	9	11	15	12	16	36	30	225	254	479
7	Pallikuda	128	112	131	129	152	139	173	178	92	98	98	95	161	167	126	142	116	126	83	101	72	72	82	102	131	122	1545	1583	3,128
8	Maadduvilnadu West	22	14	37	35	25	34	32	41	62	51	52	46	36	31	16	26	27	24	21	24	24	23	16	25	58	59	428	433	861
9	Paramankirai	11	12	26	24	28	35	52	51	21	42	31	29	14	15	10	8	1	2	7	9	8	9	4	6	21	24	234	266	500
10	Gowatharimunai	6	9	21	18	22	19	21	21	18	13	22	17	14	22	12	14	13	11	9	11	8	9	6	7	25	24	197	195	392
11	Jeyapuram North	30	19	48	25	35	27	28	24	34	16	31	20	28	21	22	29	15	28	11	29	11	35	21	31	27	49	341	353	694
12	Jeyapuram South	32	29	44	26	32	28	32	29	34	19	29	15	28	22	24	32	17	31	12	28	10	25	20	22	33	53	347	359	706
13	Kariyalainagapaaduwan	89	82	128	108	142	106	113	81	119	99	115	108	105	109	85	91	77	58	48	57	54	51	48	58	114	84	1237	1092	2,329
14	Pallavarajankaddu	22	27	41	51	63	68	53	58	58	62	61	33	37	45	39	45	34	33	26	28	19	29	21	21	66	75	540	575	1,115
15	Mulankavil	117	104	159	167	167	191	171	157	164	142	116	138	118	121	99	101	98	99	62	64	53	66	59	63	151	145	1534	1558	3,092
16	Nechchikuda	99	112	177	179	188	187	145	152	155	159	148	148	149	129	128	122	148	139	141	149	149	125	102	78	112	152	1841	1831	3,672
17	Kiranchi	55	54	112	89	106	121	99	89	105	104	97	88	72	76	55	75	65	67	35	47	43	38	35	48	93	85	972	981	1,953
18	Ponnaveili	65	74	122	99	112	98	87	95	91	115	99	112	21	69	72	72	48	66	53	46	38	39	36	30	59	66	903	981	1,884
19	Iranaithevu	37	35	55	68	108	91	63	64	44	52	69	65	56	51	32	44	39	30	20	28	29	28	22	26	49	43	623	625	1,248
<b>Total</b>		821	803	1306	1252	1355	1341	1287	1276	1223	1215	1188	1130	1052	1092	903	974	884	920	657	736	632	678	579	636	1261	1288	13148	13341	26489

## Divisional Secretariat - Pachchilaipalli

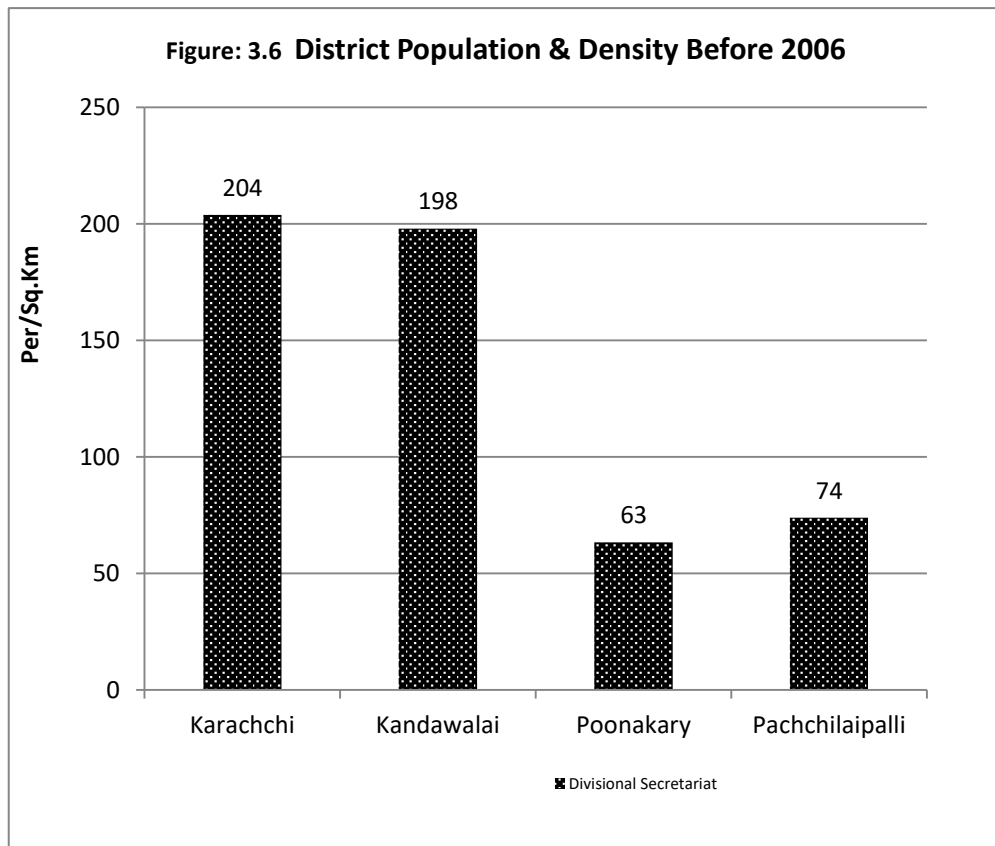
No	GN Division	00-04		05_09		10_14		15_19		20_24		25-29		30-34		35-39		40-44		45-49		50-54		55-59		>60		Total		
		Male	Female	Male	Female	Male	Female	Male	Female	Male	Female	Male	Female	Male	Female	Male	Female	Male	Female	Male	Female	Male	Female	Male	Female	Male	Female	Male	Female	
1	Kovilveyal	35	18	41	39	44	44	51	49	40	49	48	35	38	39	35	34	22	24	16	26	12	27	15	26	47	53	444	463	907
2	Iyakkachchi	32	36	29	37	32	31	37	41	39	35	40	36	33	29	40	33	16	15	23	15	31	27	19	12	31	31	402	378	780
3	Mukavil	15	21	21	22	29	34	27	25	30	31	36	25	57	75	84	97	79	33	15	7	16	11	14	22	38	49	461	452	913
4	Masar	20	20	19	20	29	13	24	22	20	20	22	25	29	23	20	20	14	15	14	15	13	17	14	22	44	282	280	562	
5	Soranpattu	33	29	56	54	38	48	39	27	50	47	53	58	58	41	60	48	37	32	28	34	17	17	15	28	33	48	517	511	1028
6	Tharmakkerny	29	32	43	58	46	57	43	40	46	32	33	40	41	39	40	33	23	30	22	23	19	24	16	18	39	41	440	467	907
7	Puloppalai	14	23	31	35	36	34	40	40	35	52	42	38	43	28	31	31	30	27	21	22	15	23	21	31	47	68	406	452	858
8	Mullayady	11	18	28	28	24	19	35	39	25	39	29	33	25	23	32	26	20	30	16	29	16	18	13	20	39	62	313	384	697
9	Thampakamam	42	39	68	65	85	82	72	69	79	78	78	76	84	83	79	80	58	58	41	38	52	53	32	34	82	81	852	836	1688
10	Pallai Town	15	14	21	23	26	30	32	23	30	21	25	24	22	18	30	30	22	27	26	24	17	18	18	16	63	71	347	339	686
11	Puloppalai west	15	12	13	20	19	17	18	18	24	19	22	18	24	24	12	32	12	18	14	14	13	12	6	12	36	39	228	255	483
12	Allippalai	15	9	10	9	10	15	24	13	23	30	20	16	17	25	4	4	13	9	5	5	11	9	3	7	6	15	161	166	327
13	Kachcharveli	17	18	18	12	19	23	21	19	18	18	18	27	17	12	25	21	11	12	9	15	11	16	6	13	21	27	211	233	444
14	Arasarkerny	6	21	20	15	20	26	23	14	16	25	21	23	23	18	22	22	16	18	9	12	9	10	5	9	28	25	218	238	456
15	Ittithavil	35	41	43	49	35	37	53	50	54	56	45	46	56	53	46	44	41	47	42	54	51	50	37	41	40	47	578	615	1193
16	Mugamalai	18	30	27	33	25	23	38	35	39	49	47	43	29	28	30	38	26	24	20	29	17	17	19	25	40	50	375	424	799
17	Vempodukerny	12	10	18	15	39	25	22	25	18	19	20	20	25	20	20	25	13	18	22	25	15	20	10	13	18	11	252	246	498
18	Kilaly	34	32	37	31	32	24	45	46	43	36	42	40	44	41	34	43	48	48	31	33	39	40	42	45	43	43	514	502	1016
<b>Total</b>		398	423	543	565	588	582	644	595	629	656	641	623	665	619	644	661	501	485	374	420	374	409	305	394	695	809	7001	7241	14242

Table :3.5.4

Table : 3.6

### Review of District Population & Density Before Displacement in 2006

S.No	Divisional Secretariat	Total No. of Families	Total No. of Members	Sq km	Population Density Per/Sq. Km
1	Karachchi	21,573	83,812	410.96	204
2	Kandawalai	10,409	41,528	209.70	198
3	Poonakary	6,828	28,421	448.75	63
4	Pachchilaipalli	3,305	12,405	167.84	74
<b>TOTAL</b>		<b>42,115</b>	<b>166,166</b>	<b>1237.25</b>	<b>134</b>

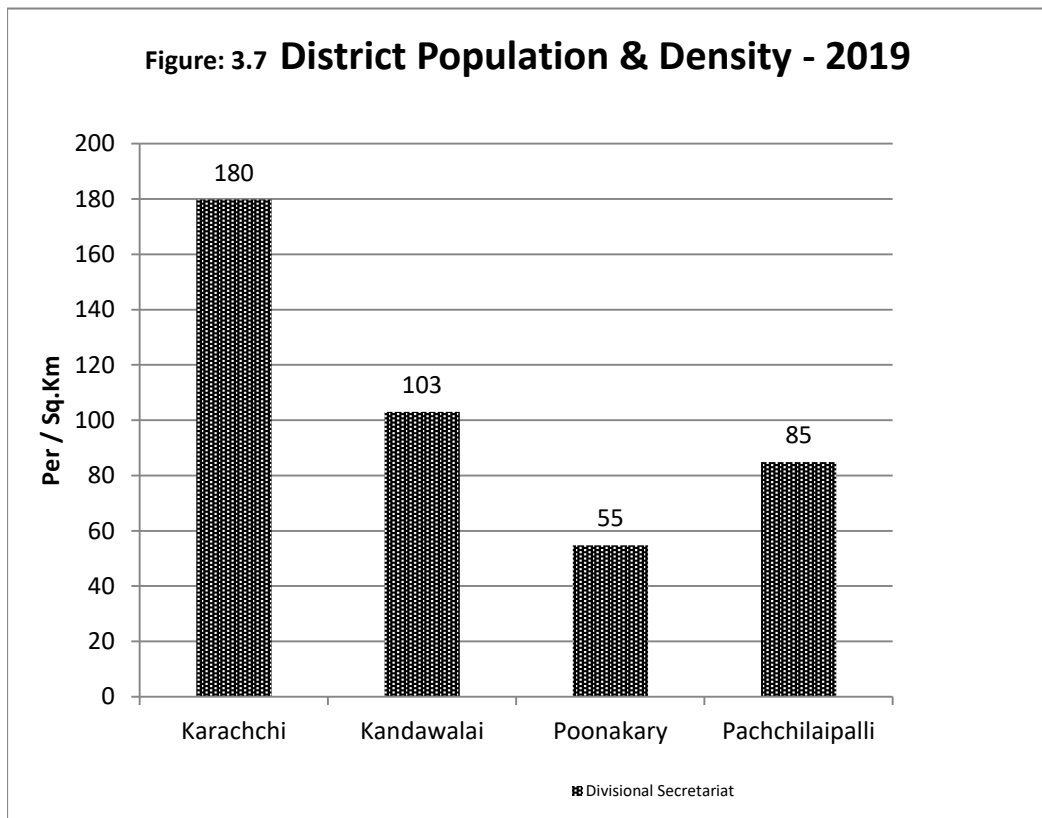


Source: District Secretariat, Kilinochchi

Table : 3.7

**District Population & Density in 2019- Kilinochchi District**

S.No	DS Division	Total No. of Families	Total No. of Members	Sq km	Population Density Per/Sq. Km
1	Karachchi	25,650	78,552	436.93	180
2	Kandawalai	8,735	26,714	259.45	103
3	Poonakary	7,865	26,489	483.97	55
4	Pachchilaipalli	4,491	14,242	167.84	85
<b>TOTAL</b>		<b>46,741</b>	<b>145,997</b>	<b>1348.19</b>	<b>108</b>



Source: District Secretariat, Kilinochchi

Table : 3.8

**District Population Density Urban & Rural - 2019**

S.No	GN Division	Urban					Rural				
		No. of Villages	SQ Km	Family	Male	Female	No. of Villages	SQ Km	Family	Male	Female
1	Karachchi	61	173.69	15641	23090	24298	54	237.27	10009	14897	16267
2	Kandawalai	12	32.53	1666	2410	2918	91	177.17	7069	10508	10878
3	Poonakary	0	0	0	0	0	92	448.75	7865	13148	13341
4	Pachchilaipalli	0	0	0	0	0	44	167.7	4491	7001	7241
<b>Total</b>		73	206.22	17307	25500	27216	281	1030.9	29434	45554	47727

Table : 3.8.1

**Population Density Urban & Rural - 2019**

Divisional Secretariat - Karachchi

S.No	GN Division	Urban					Rural				
		No. of Villages	SQ Km	Family	Male	Female	No. of Villages	SQ Km	Family	Male	Female
1	Vannerikulam	-	-	-	-	-	04	74.79	470	805	803
2	Anaivilunthan	-	-	-	-	-	01	20.77	440	671	713
3	Kannakaipuram	-	-	-	-	-	04	20.59	304	536	520
4	Skanthapuram	-	-	-	-	-	04	27.22	874	1308	1373
5	Akkarayankulam	-	-	-	-	-	04	22.85	811	1083	1492
6	Konavil	-	-	-	-	-	04	7.92	1,138	1949	2385
7	Ponnagar	03	7.42	662	1092	1078	-	-	-	-	-
8	Bharathipuram	03	6.85	947	1433	1587	-	-	-	-	-
9	Malayalapuram	02	5.85	780	1158	1255	-	-	-	-	-
10	Vivekanandanagar	02	3.51	650	938	961	-	-	-	-	-
11	Krishnapuram	02	7.72	912	1433	1457	-	-	-	-	-
12	Uthayanagar East	01	1.45	732	1138	1160	-	-	-	-	-
13	Uthayanagar West	01	1.85	820	1159	1175	-	-	-	-	-
14	Ambalkulam	02	2.51	994	1491	1553	-	-	-	-	-
15	Selvanagar	01	2.41	878	1383	1402	-	-	-	-	-
16	Ananthapuram	02	2.25	785	1026	1130	-	-	-	-	-
17	Thondamanagar	02	1.62	334	468	527	-	-	-	-	-
18	Kanagambigaikulam	-	-	-	-	-	03	4.31	649	881	960
19	Ambalnagar	-	-	-	-	-	03	5.48	1,134	1639	1796
20	Thiruvaiaru	-	-	-	-	-	04	7.09	349	527	519
21	Thiruvaiaru West	01	4.06	388	517	524	-	-	-	-	-

S.No	GN Division	Urban					Rural				
		No. of Villages	SQ Km	Family	Male	Female	No. of Villages	SQ Km	Family	Male	Female
22	Ratnapuram	01	2.35	456	659	690	-	-	-	-	-
23	Kilinochchi Town	05	10.55	520	719	835	-	-	-	-	-
24	Maruthanagar	02	12.84	434	606	638	-	-	-	-	-
25	Pannakandy	03	6.85	320	484	470	-	-	-	-	-
26	Kanakapuram	01	9.1	379	535	510	-	-	-	-	-
27	Thirunagar South	01	1.7	405	551	614	-	-	-	-	-
28	Thirunagar North	01	1.66	492	605	781	-	-	-	-	-
29	Kaneshapuram	01	5.45	270	332	475	-	-	-	-	-
30	Jeyanthinagar	02	3.85	646	938	996	-	-	-	-	-
31	Periyaparathan	03	5.85	425	633	666	-	-	-	-	-
32	Uruthirapuram North	06	24.39	537	801	820	-	-	-	-	-
33	Uruthirapuram East	03	6.85	459	759	778	-	-	-	-	-
34	Uruthirapuram West	-	-	-	-	-	03	7.91	415	558	649
35	Sivanagar	04	22.81	443	660	661	-	-	-	-	-
36	Ottupulam	03	3.42	457	740	731	-	-	-	-	-
37	Puthumurippu	03	8.52	516	832	824	-	-	-	-	-
38	Vaddakkachchi	-	-	-	-	-	03	3.21	626	952	991
39	Civic Centre	-	-	-	-	-	04	7.6	273	397	402
40	Mayavanoor	-	-	-	-	-	04	5.9	1,018	1453	1610
41	Ramanathapuram	-	-	-	-	-	05	15.42	868	1353	1330
42	Mavadiamman	-	-	-	-	-	04	6.21	640	785	724
<b>Total</b>		<b>61</b>	<b>173.69</b>	<b>15641</b>	<b>23090</b>	<b>24298</b>	<b>54</b>	<b>237.3</b>	<b>10009</b>	<b>14897</b>	<b>16267</b>

Table : 3.8.2

**Population Density Urban & Rural - 2019**

Divisional Secretariat - Kandawalai

S.No	GN Division	Urban					Rural				
		No. of Villages	SQ Km	Family	Male	Female	No. of Villages	SQ Km	Family	Male	Female
1	Kumarapuram	03	14.88	453	637	721	-	-	-	-	-
2	Paranthan	05	7.20	938	1359	1753	-	-	-	-	-
3	Umaiyalpuram	04	10.45	275	414	444	-	-	-	-	-
4	Elephantpass	-	-	-	-	-	04	14.45	22	25	26
5	Thaduvankoddi	-	-	-	-	-	06	14.48	112	182	176
6	Korakankaddu	-	-	-	-	-	05	8.74	518	817	865
7	Uriyan	-	-	-	-	-	10	17.76	270	364	408
8	Murasumoodai	-	-	-	-	-	06	4.86	292	421	434
9	Kandawalai	-	-	-	-	-	13	32.09	385	549	561
10	Periyakulam	-	-	-	-	-	06	6.50	442	611	601
11	Kalmadunagar	-	-	-	-	-	06	10.00	911	1436	1515
12	Tharumapuram West	-	-	-	-	-	06	3.20	413	569	650
13	Tharumapuram East	-	-	-	-	-	09	4.45	580	815	891
14	Puliyampokkanai	-	-	-	-	-	08	24.68	460	688	762
15	Punnaineeravi	-	-	-	-	-	08	21.76	1894	2882	2867
16	Piramanthanaru	-	-	-	-	-	04	14.20	770	1149	1122
<b>Total</b>		<b>12</b>	<b>33</b>	<b>1666</b>	<b>2410</b>	<b>2918</b>	<b>91</b>	<b>177</b>	<b>7069</b>	<b>10508</b>	<b>10878</b>



Table : 3.8.3

**Population Density Urban & Rural - 2019**

Divisional Secretariat - Poonakari

S.No	GN Division	Urban					Rural				
		No. of Villages	SQ Km	Family	Male	Female	No. of Villages	SQ Km	Family	Male	Female
1	Nallur	-	-	-	-	-	11	25.9	655	997	1025
2	Alankerny	-	-	-	-	-	04	24.7	98	140	148
3	Kollakurichchi	-	-	-	-	-	06	38.6	315	509	542
4	Cheddiyakurichchi	-	-	-	-	-	02	20.9	207	343	361
5	Gnanimadam	-	-	-	-	-	03	9.16	120	192	179
6	Madduvilnadu East	-	-	-	-	-	07	5.47	159	225	254
7	Pallikuda	-	-	-	-	-	12	14.4	922	1545	1583
8	Madduvilnadu West	-	-	-	-	-	07	14.7	272	428	433
9	Paramankirai	-	-	-	-	-	03	13.8	166	234	266
10	Gowatharimunai	-	-	-	-	-	04	21.7	118	197	195
11	Jeyapuram North	-	-	-	-	-	04	26.1	236	341	353
12	Jeyapuram South	-	-	-	-	-	02	7.82	235	347	359
13	Kariyalainagapaaduvan	-	-	-	-	-	03	9.6	628	1237	1092
14	Pallavarajankaddu	-	-	-	-	-	05	6.84	351	540	575
15	Mulankavil	-	-	-	-	-	08	45.1	957	1534	1558
16	Nachchikuda	-	-	-	-	-	02	17.7	958	1841	1831
17	Kiranchi	-	-	-	-	-	02	49.5	601	972	981
18	Ponnaveli	-	-	-	-	-	04	88.8	508	903	981
19	Iranaithevu	-	-	-	-	-	03	8	359	623	625
<b>Total</b>		<b>0</b>	<b>0</b>	<b>0</b>	<b>0</b>	<b>0</b>	<b>92</b>	<b>449</b>	<b>7865</b>	<b>13148</b>	<b>13341</b>

Table : 3.8.4

**Population Density Urban & Rural - 2019**

Divisional Secretariat - Pachchilaipalli

S.No	GN Division	Urban					Rural				
		No. of Villages	SQ Km	Family	Male	Female	No. of Villages	SQ Km	Family	Male	Female
1	Kovilvayal	-	-	-	-	-	02	27.4	279	444	463
2	Iyakkachchi	-	-	-	-	-	03	13.6	241	402	378
3	Mukavil	-	-	-	-	-	04	21.2	289	461	452
4	Masar	-	-	-	-	-	02	6.75	188	282	280
5	Soranpattu	-	-	-	-	-	03	9.65	322	517	511
6	Tharmakkerny	-	-	-	-	-	04	15.4	255	440	467
7	Puloppalai	-	-	-	-	-	01	6.01	284	406	452
8	Mullayady	-	-	-	-	-	02	5.03	234	313	384
9	Thampakamam	-	-	-	-	-	03	6.97	550	852	836
10	Pallai Town	-	-	-	-	-	02	0.9	235	347	339
11	Puloppalai west	-	-	-	-	-	01	5.78	151	228	255
12	Allippalai	-	-	-	-	-	02	3.55	103	161	166
13	Kachcharveli	-	-	-	-	-	02	1.91	139	211	233
14	Arasarkerny	-	-	-	-	-	02	5.46	145	218	238
15	Itththavil	-	-	-	-	-	02	8.33	352	578	615
16	Mugamalai	-	-	-	-	-	05	12.4	248	375	424
17	Vempodukerny	-	-	-	-	-	03	2.21	160	252	246
18	Kilaly	-	-	-	-	-	01	17.2	316	514	502
<b>Total</b>		<b>0</b>	<b>0</b>	<b>0</b>	<b>0</b>	<b>0</b>	<b>44</b>	<b>168</b>	<b>4491</b>	<b>7001</b>	<b>7241</b>

Table:-3.9

**Census of Population 1871 -2019 & Population by the year 1993 -2019**

Table:-3.9.1

**Census Population 1871 -2019**

Census Year	Population (in thousands)
1871	14.103
1881	16.257
1901	13.711
1911	12.598
1921	12.848
1971	54.850
1981	91.631
2001	-
2012	112.875
2013	136.080
2014	136.270
2015	139.489
2016	141.486
2017	142.831
2018	144.559
2019	145.997

Source:- Department of Census and Statistics

Table:3.9.2

**Population by year 1971 -2019**

Year	Population (in thousands)
1971	54.850
1981	91.631
1991	173.642
1992	176.206
1993	178.981
1994	181.942
1995	184.742
1996	230.995
1997	186.271
1998	159.166
1999	156.428
2000	155.015
2001	148.052
2002	153.721
2003	140.145
2004	140.92
2005	166.166
2006	197.037
2007	195.812
2008	-
2009	-
2010	118.241
2011	126.613
2012	128.926
2013	136.080
2014	136.270
2015	139.489
2016	141.486
2017	142.831
2018	144.559
2019	145.997

Source:- District Secretariat,Kilinochchi

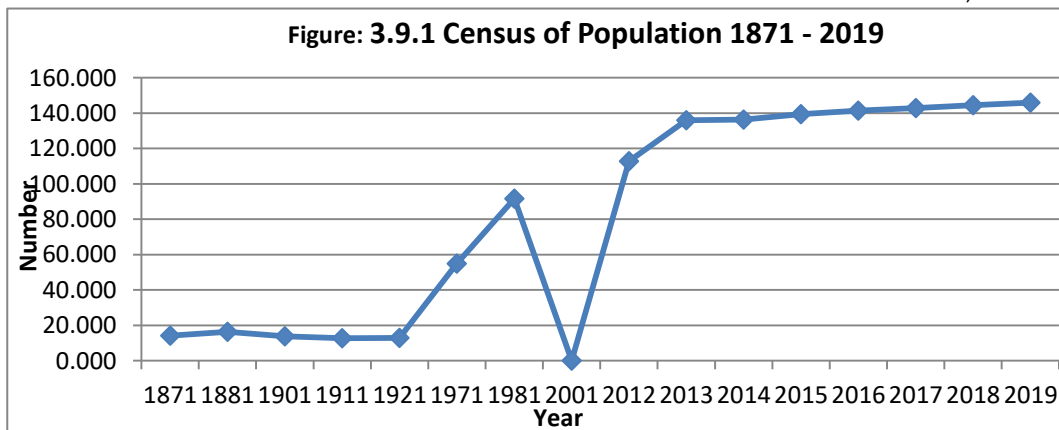


Table:3.10

### Census of Population & Density -2019

S.No	D.S Division	Area (Sq.Km)	Total No. of Members	Population Density Per/Sq. Km
1	Karachchi	358.00	78,552	219.4
2	Kandawalai	318.00	26,714	84.0
3	Poonakary	439.00	26,489	60.3
4	Pachchilaipalli	164.00	14,242	86.8
<b>TOTAL</b>		<b>1,279.00</b>	<b>145,997</b>	<b>114.15</b>

Source: Department of Census &amp; Statistics

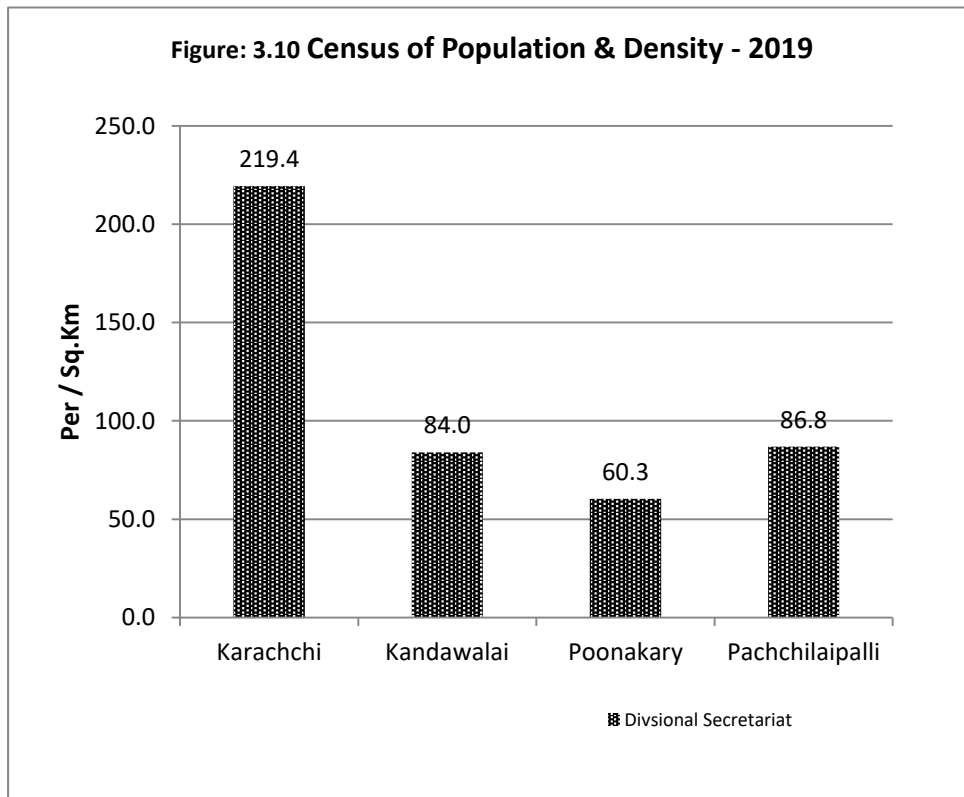


Table :3.11

### Population by Religion Wise- Kilinochchi District - 2019

No	Divisional Secretariat	Total		Hindu		Christian		Islam		Buddhist		Others	
		Families	Members	Families	Members	Families	Members	Families	Members	Families	Members	Families	Members
1	Karachchi	25650	78552	20772	63207	4591	14387	254	867	33	91	0	0
2	Kandawalai	8735	26714	7742	23414	986	3273	6	25	1	2	0	0
3	Poonakary	7865	26489	5262	17563	2122	7165	479	1755	2	6	0	0
4	Pachchilaippalli	4491	14242	3856	12226	628	1995	5	19	2	2	0	0
<b>Total</b>		<b>46741</b>	<b>145997</b>	<b>37632</b>	<b>116410</b>	<b>8327</b>	<b>26820</b>	<b>744</b>	<b>2666</b>	<b>38</b>	<b>101</b>	<b>0</b>	<b>0</b>

Table :3.11.1

### Divisional Secretariat - Kandawalai

No	Gramasewaka Division	Total		Hindu		Christian		Islam		Buddhist		Others	
		Families	Members	Families	Members	Families	Members	Families	Members	Families	Members	Families	Members
1	Kumarapuram	453	1358	415	1,220	38	138	0	0	0	0	0	0
2	Paranthan	938	3112	835	2,800	102	308	1	4	0	0	0	0
3	Umaiyalpuram	275	858	255	800	18	49	2	9	0	0	0	0
4	Elephantpass	22	51	6	16	15	33	0	0	1	2	0	0
5	Thaduvankoddi	112	358	112	358	0	0	0	0	0	0	0	0
6	Korakkankaddu	518	1682	460	1,481	58	201	0	0	0	0	0	0
7	Uriyan	270	772	247	700	23	72	0	0	0	0	0	0
8	Murasumoodai	292	855	282	838	10	17	0	0	0	0	0	0
9	Kandawalai	385	1110	370	1,073	13	29	2	8	0	0	0	0
10	Periyakulam	442	1212	390	1,085	52	127	0	0	0	0	0	0
11	Kalmadunagar	911	2951	740	2,156	171	795	0	0	0	0	0	0
12	Tharmapuram west	413	1219	272	947	141	272	0	0	0	0	0	0
13	Tharmapuram East	580	1706	527	1,557	53	149	0	0	0	0	0	0
14	Puliyampokkanai	460	1450	452	1,430	8	20	0	0	0	0	0	0
15	Punnaineeravi	1894	5749	1,678	4,866	215	879	1	4	0	0	0	0
16	Piramanthanaru	770	2271	701	2,087	69	184	0	0	0	0	0	0
<b>Total</b>		<b>8735</b>	<b>26714</b>	<b>7742</b>	<b>23414</b>	<b>986</b>	<b>3273</b>	<b>6</b>	<b>25</b>	<b>1</b>	<b>2</b>	<b>0</b>	<b>0</b>

Table :3.11.2

**Divisional Secretariat - Karachchi**

No	Gramasewaka Division	Total		Hindu		Christian		Islam		Buddhist		Others	
		Families	Members	Families	Members	Families	Members	Families	Members	Families	Members	Families	Members
1	Vannerikkulam	470	1608	397	1397	73	211	0	0	0	0	0	0
2	Anavilunthan	440	1384	201	638	235	729	1	5	3	12	0	0
3	Kannagaipuram	304	1056	238	851	64	199	0	0	2	6	0	0
4	Skandapuram	874	2681	750	2315	123	363	1	3	0	0	0	0
5	Akkarayan	811	2575	329	1009	482	1566	0	0	0	0	0	0
6	Konavil	1138	4334	872	3132	263	1188	2	7	1	7	0	0
7	Ponnagar	662	2170	518	1702	140	456	4	12	0	0	0	0
8	Barathipuram	947	3020	654	2059	290	952	3	9	0	0	0	0
9	Malaiyalapuram	780	2413	614	1892	162	508	2	7	2	6	0	0
10	Vivegananthanagar	650	1899	526	1562	123	334	0	0	1	3	0	0
11	Kirushnapuram	912	2890	837	2715	73	169	0	0	2	6	0	0
12	Uthayanagar East	732	2298	637	1983	93	304	2	11	0	0	0	0
13	Uthayanagar West	820	2334	708	2076	112	258	0	0	0	0	0	0
14	Ambalkulam	994	3044	875	2768	115	262	4	14	0	0	0	0
15	Selvanakar	878	2785	746	2367	132	418	0	0	0	0	0	0
16	Ananthapuram	785	2156	673	1852	110	298	1	4	1	2	0	0
17	Thondamannakar	334	995	283	838	48	146	3	11	0	0	0	0
18	Kanagambikaikkulam	649	1841	538	1487	39	105	71	245	1	4	0	0
19	Ampalnagar	1134	3435	561	1680	573	1755	0	0	0	0	0	0
20	Thiruvaiyaru	349	1046	317	952	31	93	0	0	1	1	0	0
21	Thiruvaiyaru West	388	1041	368	992	20	49	0	0	0	0	0	0
22	Ratnapuram	456	1349	401	1179	54	166	0	0	1	4	0	0
23	Kili Town	520	1554	399	1192	74	203	35	131	12	28	0	0
24	Maruthanagar	434	1244	397	1174	36	66	1	4	0	0	0	0
25	Pannankandy	320	954	300	913	20	41	0	0	0	0	0	0
26	Kanagapuram	379	1045	318	879	60	163	0	0	1	3	0	0
27	Thirunagar south	405	1165	335	954	63	189	6	18	1	4	0	0
28	Thirunagar North	492	1386	442	1204	32	113	18	69	0	0	0	0
29	Kanesapuram	270	807	246	735	24	72	0	0	0	0	0	0
30	Jeyanthinagar	646	1934	506	1504	138	424	1	5	1	1	0	0
31	Periyaparanthan	425	1299	393	1211	31	86	0	0	1	2	0	0
32	Uruthirapuram North	537	1621	495	1501	42	120	0	0	0	0	0	0
33	Uruthirapuram East	459	1537	358	1183	101	354	0	0	0	0	0	0
34	Uruthirapuram West	415	1207	394	1119	21	88	0	0	0	0	0	0
35	Sivanagar	443	1321	397	1130	45	187	1	4	0	0	0	0
36	Ottuppulan	457	1471	389	1273	66	196	0	0	2	2	0	0
37	Puthumurippu	516	1656	368	1145	148	511	0	0	0	0	0	0
38	Vaddakkachchi	626	1943	541	1677	85	266	0	0	0	0	0	0
39	Civic centre	273	799	211	610	62	189	0	0	0	0	0	0
40	Mayavanoor	1018	3063	901	2646	115	409	2	8	0	0	0	0
41	Ramanathapuram	868	2683	836	2602	30	73	2	8	0	0	0	0
42	Mavadiyamman	640	1509	503	1109	43	108	94	292	0	0	0	0
<b>Total</b>		<b>25650</b>	<b>78552</b>	<b>20772</b>	<b>63207</b>	<b>4591</b>	<b>14387</b>	<b>254</b>	<b>867</b>	<b>33</b>	<b>91</b>	<b>0</b>	<b>0</b>

Table:3.11.3

**Divisional Secretariat - Poonakary**

No	Gramasewaka Division	Total		Hindu		Christian		Islam		Buddhist		Others	
		Families	Members	Families	Members	Families	Members	Families	Members	Families	Members	Families	Members
1	Nallur	655	2,022	624	1961	31	61	0	0	0	0	0	0
2	Alankerny	98	288	98	288	0	0	0	0	0	0	0	0
3	Kollakurichchi	315	1,051	274	899	41	152	0	0	0	0	0	0
4	Cheddiyakurichchi	207	704	195	665	12	39	0	0	0	0	0	0
5	Gnanimadam	120	371	116	355	4	16	0	0	0	0	0	0
6	Madduvilnadu East	159	479	146	438	13	41	0	0	0	0	0	0
7	Pallikuda	922	3,128	645	2297	275	825	2	6	0	0	0	0
8	Madduvilnadu West	272	861	258	805	13	53	0	0	1	3	0	0
9	Paramankirai	166	500	159	477	7	23	0	0	0	0	0	0
10	Gowatharimunai	118	392	76	276	42	116	0	0	0	0	0	0
11	Jeyapuram North	236	694	163	496	72	195	0	0	1	3	0	0
12	Jeyapuram South	235	706	176	559	59	147	0	0	0	0	0	0
13	Kariyalainagapaaduvan	628	2,329	466	2074	160	251	2	4	0	0	0	0
14	Pallavarajankaddu	351	1,115	298	961	53	154	0	0	0	0	0	0
15	Mulankavil	957	3,092	782	2351	175	741	0	0	0	0	0	0
16	Nachchikuda	958	3,672	101	315	382	1612	475	1745	0	0	0	0
17	Kiranchi	601	1,953	533	1835	68	118	0	0	0	0	0	0
18	Ponnaveli	508	1,884	152	511	356	1373	0	0	0	0	0	0
19	Iranaithevu	359	1,248	0	0	359	1248	0	0	0	0	0	0
Total		7865	26489	5262	17563	2122	7165	479	1755	2	6	0	0

Table :3.11.4

**Divisional Secretariat - Pachchilaippalli**

No	Gramasewaka Division	Total		Hindu		Christian		Islam		Buddhist		Others	
		Families	Members	Families	Members	Families	Members	Families	Members	Families	Members	Families	Members
1	Kovilivayal	279	907	273	874	6	33						
2	Iyakkachchi	241	780	200	658	38	118	1	2	2	2		
3	Muhavil	289	913	288	907	1	6						
4	Masar	188	562	188	561		1						
5	Soranpattu	322	1,028	317	1011	5	17						
6	Tharmakerny	255	907	252	898	3	9						
7	Pulopallai	284	858	114	352	170	506						
8	Mullaiyadi	234	697	222	663	12	34						
9	Thambakamam	550	1,688	523	1594	25	84	2	10				
10	Pallai Town	235	686	227	664	8	22						
11	Pulopallai West	151	483	84	294	67	189						
12	Allippallai	103	327	78	249	25	78						
13	Kachchar velli	139	444	117	374	22	70						
14	Arasarkerny	145	456	137	436	8	20						
15	Iththavil	352	1,193	278	878	74	315						
16	Mukamalai	248	799	218	685	30	114						
17	Vempodukerny	160	498	150	466	10	32						
18	Kilaly	316	1,016	190	662	124	347	2	7				
<b>Total</b>		<b>4491</b>	<b>14242</b>	<b>3856</b>	<b>12226</b>	<b>628</b>	<b>1995</b>	<b>5</b>	<b>19</b>	<b>2</b>	<b>2</b>	<b>0</b>	<b>0</b>



Table:3.12

**Occupations in Kilinochchi District - 2019**

No.	Type Occupation	Karachchi	Kandawalai	Poonakary	Pachchilaipalli	Total
1	Government Officers	3356	1189	1359	903	6807
2	Cooperative Employees	131	56	94	54	335
3	INGOs Employees	251	39	28	25	343
4	UN INGOs Employees	28	12	5	2	47
5	Local INGOs Employees	139	27	16	94	276
6	Banks Employees	156	8	31	20	215
7	Board Employees	90	11	14	26	141
8	Other Institute Employees	410	3	430	371	1214
9	Farmers	5318	3735	5738	2619	17410
10	Farm Labours	11469	4311	1453	1237	18470
11	Fisherman	704	622	2351	584	4261
12	Private Sector	1761	325	214	120	2420
13	Masons	936	380	450	624	2390
14	Carpenters	445	94	130	146	815
15	Welders	177	34	56	36	303
16	Plumpers	191	19	27	29	266
17	Electricians	241	45	52	76	414
18	Barbenders	63	11	28	16	118
19	Fifers	56	12	24	2	94
20	Painters	197	4	64	65	330
21	Goldsmith	59	3	3	7	72
22	Blacksmith	37	0	12	0	49
23	Tailers	405	108	192	151	856
24	Hair Dresses	151	18	67	35	271
25	Dry Cleaners	48	1	14	8	71
26	Toddy Tarpers	192	60	114	109	475
27	Palmyra Food Producers	30	108	261	143	542
28	Handi Craft Producers	63	0	169	36	268
29	Motor Mechanic	157	24	91	33	305
30	Cycle Repaires	127	16	53	47	243
31	Winders	45	0	3	6	54
32	Food Product	166	86	30	57	339
33	Gariend Makers	19	81	0	0	100
34	Beauticians	80	11	6	32	129
35	Printers	28	9	6	6	49
36	Textile Products	49	14	0	27	90
37	Others	992	121	1346	886	3345
<b>Total</b>		<b>28767</b>	<b>11597</b>	<b>14931</b>	<b>8632</b>	<b>63927</b>

Source :All Divisional Secretariat. Kilinochchi

Table:3.13

### Details of Employed & Unemployed In Kilinochchi District - 2018 - 2019

No.	DS Division	Employed		Type of Unemployed							
				Total		Ordinary Level		Advance Level		Graduate	
		2018	2019	2018	2019	2018	2019	2018	2019	2018	2019
1	Karachchi	26525	28767	6026	5785	3802	3705	2040	1958	184	122
2	Kandawalai	11289	11597	2838	3716	1665	2125	1085	1540	88	51
3	Poonakary	14304	14931	2242	2304	1293	1329	836	904	113	71
4	Pachchilaipalli	7116	8632	1411	2089	951	1321	374	700	86	68
<b>Total</b>		<b>59234</b>	<b>63927</b>	<b>12517</b>	<b>13894</b>	<b>7711</b>	<b>8480</b>	<b>4335</b>	<b>5102</b>	<b>471</b>	<b>312</b>

Source :All Divisional Secretariat. Kilinochchi

Table:3.14

## Pension Details - 2002 - 2019

Categories	Years																	
	2002	2003	2004	2005	2006	2007	2008	2009	2010	2011	2012	2013	2014	2015	2016	2017	2018	2019
Civil	580	515	538	562	577	589	564	368	374	459	459	533	562	582	601	659	683	714
Widow / Widower	298	282	283	293	308	323	308	189	189	241	238	278	285	294	327	315	355	365
Teacher Civil	10	2	2	2	2	2	1	-	-	-	-	-	-	-	-	-	-	-
Teacher Widower	3	1	1	1	1	2	-	-	-	-	3	-	-	-	-	-	-	-
Arm Forces Civil	7	6	6	6	6	6	5	3	4	4	4	2	2	1	1	2	1	1
Arm Forces Widower	1	1	1	1	1	1	1	1	1	2	2	2	3	3	3	3	5	5
Disable Widower	-	-	3	2	2	3	3	2	2	2	2	2	-	-	-	-	-	-
Disable Widower	-	-	7	10	1	-	-	-	-	-	-	-	-	-	-	-	-	-
Local Govt. Pensioner	-	-	-	-	-	26	21	17	14	15	15	16	15	15	1	13	13	15
<b>TOTAL</b>	<b>899</b>	<b>807</b>	<b>841</b>	<b>877</b>	<b>898</b>	<b>952</b>	<b>903</b>	<b>580</b>	<b>584</b>	<b>723</b>	<b>723</b>	<b>833</b>	<b>867</b>	<b>895</b>	<b>933</b>	<b>992</b>	<b>1057</b>	<b>1100</b>

Source : Account Branch, Kachcheri, Kilinochchi.

Table:3.15

### Categories of Income in Kilinochchi District - 2019

No	Divisional Secretariat	Categories of Income (Rs.)				
		Below 2,500	2,501 - 5,000	5,000 - 10,000	Above 10,000	Total
1	Karachchi	2100	7640	8315	7595	25,650
2	Kandawalai	822	5129	1514	1270	8,735
3	Poonakary	2127	1517	1756	2465	7,865
4	Pachchilaippalli	971	1306	1385	829	4,491
<b>Total</b>		<b>6,020</b>	<b>15,592</b>	<b>12,970</b>	<b>12,159</b>	<b>46,741</b>

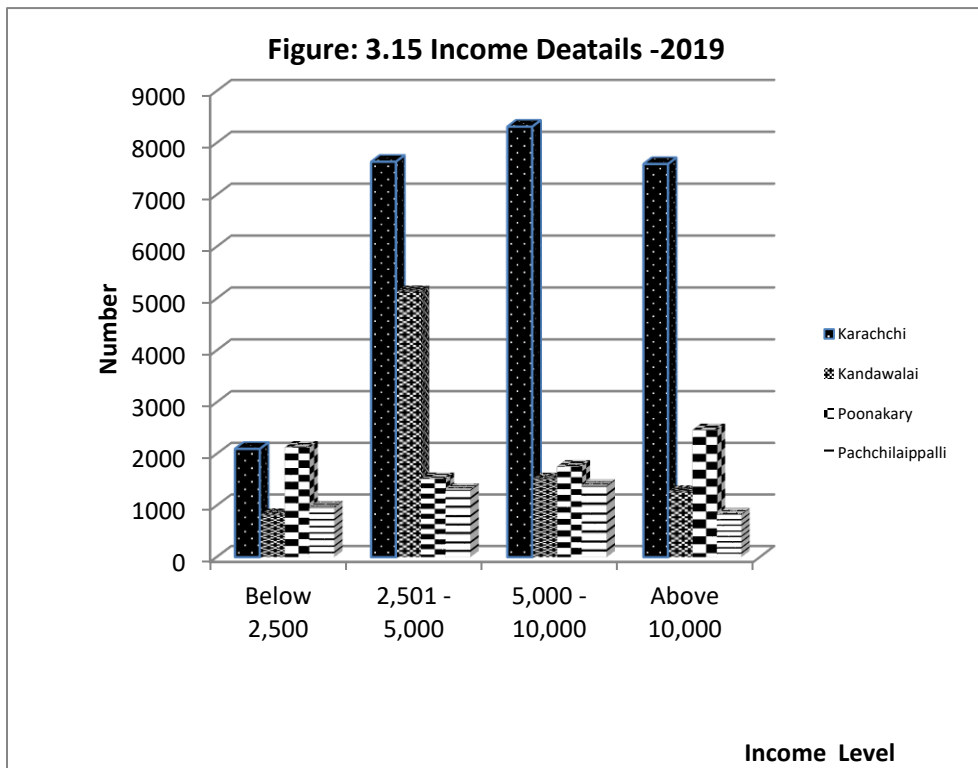
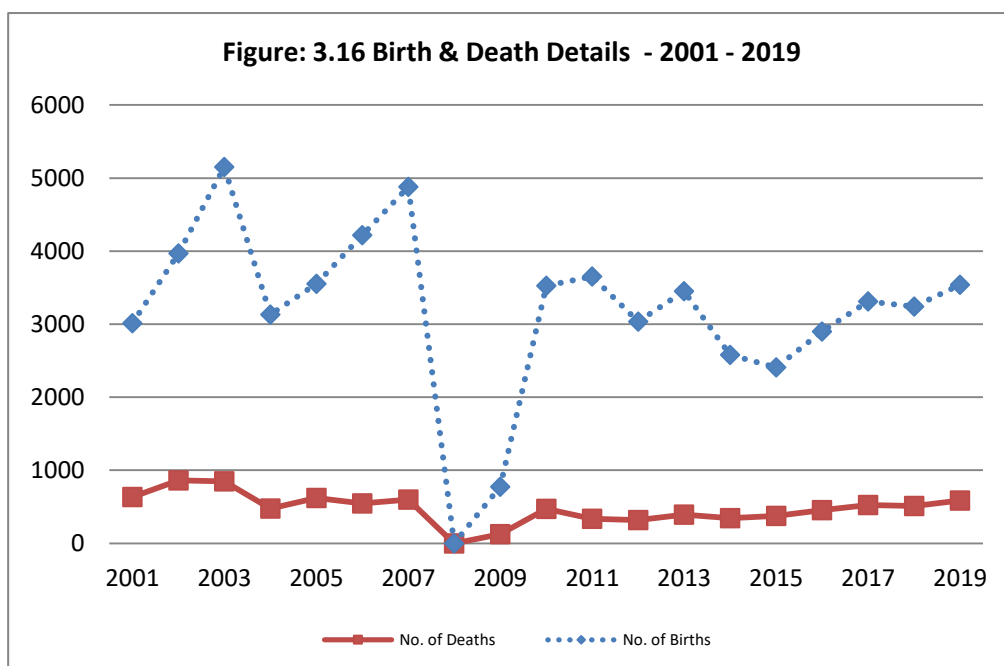


Table:3.16

### Vital Statistics Crude Birth, Deaths and Increase 2001 - 2019 -Kilinochchi District

Year	No. of Births	No. of Deaths	Natural increase in Thousand
2001	2383	632	18.58
2002	3108	861	14.62
2003	4301	850	24.63
2004	2655	477	15.48
2005	2932	621	16.23
2006	3669	548	15.84
2007	4281	598	18.81
2008	-	-	-
2009	648	127	-
2010	3057	471	20.42
2011	3318	335	25.23
2012	2719	318	18.62
2013	3061	392	19.77
2014	2236	343	14.09
2015	2032	376	11.87
2016	2447	454	14.09
2017	2787	523	15.85
2018	2731	512	15.35
2019	2954	584	16.23



Source : Addl. District Registrar, Kilinochchi

Table:3.17

**Birth and Death 2001 - 2019 Kilinochchi District**

Year	No. of Births			No. of Deaths		
	Male	Female	Total	Male	Female	Total
2001	1500	883	2383	250	382	632
2002	1551	1557	3108	438	423	861
2003	2177	2124	4301	554	296	850
2004	1345	1310	2655	304	173	477
2005	1555	1377	2932	373	248	621
2006	1818	1857	3675	369	179	548
2007	2237	2044	4281	377	221	598
2008	-	-	-	-	-	-
2009	330	318	648	90	37	127
2010	1557	1500	3057	318	153	471
2011	1745	1573	3318	224	111	335
2012	1445	1274	2719	212	106	318
2013	1568	1493	3061	258	134	392
2014	1164	1099	2263	220	123	343
2015	1027	1005	2032	228	148	376
2016	1214	1233	2447	301	153	454
2017	1422	1365	2787	310	213	523
2018	1361	1370	2731	326	186	512
2019	1508	1446	2954	353	231	584

Source : Addl. District Registrar, Kilinochchi

Table: 3.18

**Details of Births, Deaths & Marriages ADR Division Wise - 2019**

A.G.A DIVISION	ADR Division	Birth		Death		Married
		Male	Female	Male	Female	
Karachchi	Kilinochchi	1444	1378	245	139	461
	Vaddakachchi	5	3	13	11	77
	Akkarayan	18	19	14	12	88
<b>Sub Total</b>		<b>1467</b>	<b>1400</b>	<b>272</b>	<b>162</b>	<b>626</b>
Kandawalai	Paranthan		1	10	5	35
	Kandawalai	6	5	16	27	114
<b>Sub Total</b>		<b>6</b>	<b>6</b>	<b>26</b>	<b>32</b>	<b>149</b>
Poonakary	Poonakary	3	3	18	7	58
	Pallavarayankaddu West	1	3	2		50
	Pallavarayankaddu East	18	28	14	14	100
<b>Sub Total</b>		<b>22</b>	<b>34</b>	<b>34</b>	<b>21</b>	<b>208</b>
Pachchilaipalli	Puloppalai	13	6	14	11	96
	Mullipattu			12	5	8
<b>Sub Total</b>		<b>13</b>	<b>6</b>	<b>26</b>	<b>16</b>	<b>104</b>
<b>Total</b>		<b>2954</b>		<b>589</b>		<b>1087</b>

Table :3.19

**No.of Marriages Year Wise Kilinochchi District - 2001 -2019**

Year	No. of Marriages	No. of Marriages per 1000 Population
2001	1338	9.00
2002	2011	14.34
2003	1327	8.92
2004	1259	11.19
2005	1434	10.07
2006	2122	10.76
2007	583	2.98
2008	-	-
2009	54	-
2010	993	7.70
2011	1381	10.91
2012	1134	8.80
2013	1004	7.43
2014	926	6.80
2015	943	6.76
2016	906	6.40
2017	945	6.61
2018	975	6.74
2019	1087	7.44

Source : Addl.District Register, Kilinochchi

Table: 3.20

**Details of Births, Deaths & Marriages 2010 - 2019**

Details	Year	A.G.A DIVISION				Total
		Karachchi	Kandawalai	Poonakary	Pachchilaipalli	
<b>No. of Birth</b>	2010	2669	222	153	15	3059
	2011	2897	240	165	16	3318
	2012	2521	98	93	7	2719
	2013	2830	95	131	5	3061
	2014	2078	85	91	9	2263
	2015	1854	55	114	9	2032
	2016	2274	55	75	40	2444
	2017	2560	69	130	26	2785
	2018	2565	65	77	24	2731
	2019	2845	12	56	19	2932
<b>No. of Deaths</b>	2010	291	156	17	7	471
	2011	206	111	12	6	335
	2012	223	37	35	23	318
	2013	272	54	38	28	392
	2014	242	42	35	28	347
	2015	272	36	34	34	376
	2016	305	53	57	34	449
	2017	374	51	59	37	521
	2018	372	53	60	27	512
	2019	429	58	55	42	584
<b>No. of Marriages</b>	2010	406	200	327	60	993
	2011	564	278	454	85	1381
	2012	619	168	261	86	1134
	2013	525	182	207	90	1004
	2014	551	109	175	81	916
	2015	563	119	192	69	943
	2016	479	136	186	105	906
	2017	514	136	206	89	945
	2018	546	119	210	100	975
	2019	626	149	208	104	1087



Table :3.21

**Kilinochchi District Registered Voters - 2019**

<b>Divisional Secretariat</b>	<b>Pradeshiya Sabha</b>	<b>No. of Registered Voters</b>
Karachchi	Karachchi	46,609
Kandawalai	Karachchi	18,425
Poonakary	Poonakary	16,405
Pachchilaippalli	Pachchilaipalli	10,825
<b>Total</b>		<b>92,264</b>

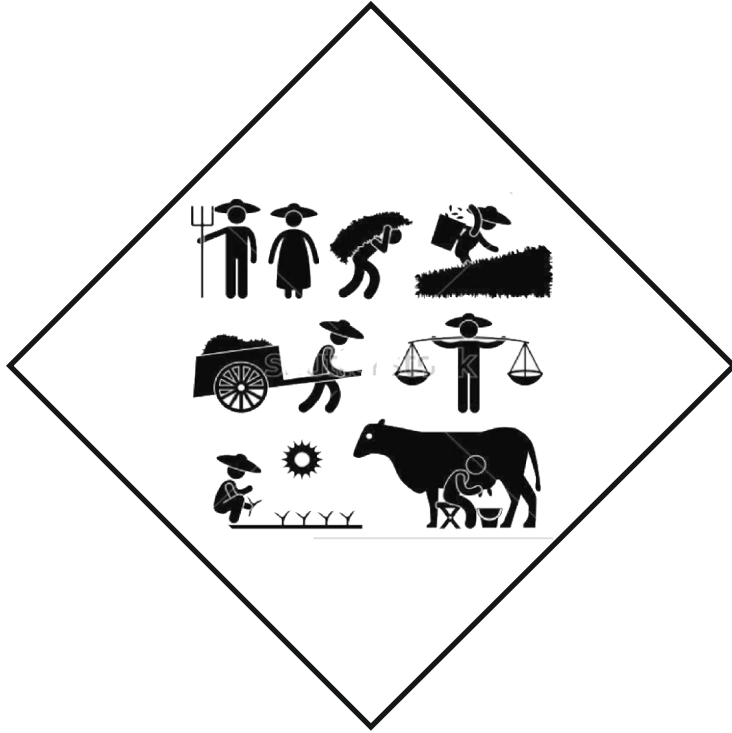
Table: 3.22

**Kilinochchi District - Electoral Strength 2001 - 2019**

<b>Year</b>	<b>No. of Registered Voters</b>
2001	57,874
2002	57,975
2003	58,038
2004	89,499
2005	90,687
2006	90,813
2007	90,959
2008	90,811
2009	63,754
2010	61,217
2011	63,754
2012	68,589
2013	75,465
2014	79,086
2015	81,702
2016	84,353
2017	86,731
2018	89,538
2019	92,264

Source: Asst Commissioner of Elections, Kilinochchi District





# Chapter IV



# Agriculture



Table:4.1.1

### Basic Information in Agriculture Sector - 2019

S.No	Particulars of Farmers	Nos
1	Agriculture Instructor Range	33
2	Agriculture Development Officer Division	8
3	Farming Families	24,936
	Male	16,242
	Female	8,694
4	Farmers Organizations	121
5	Paddy Cultivation Land (Ha)	31,154
6	Other Crops Cultivation Land (Ha)	9,660

Source : Department of Agrarian Development, Kilinochchi

Table: 4.1.2

**Agriculture Basic Details in Kilinochchi District - 31.12.2019**

BASIC INSTITUTIONAL INFORMATION (Institutions )		Unit	Total Number
Extension Office		Nos.	1
Segment		Nos.	2
AI Center		Nos.	33
District Agriculture Training Center (DATC)		Nos.	1
Government Farm		Nos.	1
Farmers' Training Center (FTC)		Nos.	1
***In-service Training Institute (ISTI)		Nos.	1
BASIC PRODUCTION INFORMATION			
Rainfall - Maha 2018/ 2019	Quantity	mm	220.1
	Days	Days	65.0
Rainfall - Yala 2019	Quantity	mm	9.4
	Days	Days	8.0
Aswedumised Extent		ha	25,382
Paddy Cultivated Extent	Maha 2018/19	ha	24,786.00
	Yala 2019	ha	8,635.40
Paddy Production	Maha 2018/19	Mt	77,390
	Yala 2019	Mt	43,153
Extended land for Subsidiary Food Crops	Maha 2018/19	ha	1,737
	Yala 2019	ha	611
Subsidiary Food Crops production	Maha 2018/19	Mt	3,310
	Yala 2019	Mt	2,298.8
Extended land for vegetables	Maha 2018/19	ha	1,004
	Yala 2019	ha	418
Vegetables production	Maha 2018/19	Mt	4,763
	Yala 2019	Mt	4,717.50
Fruit Crops extent (Bearing)	2019	ha	1,087.30
Fruit Crops Production		Mt	5,712

Source: Department of Agriculture(Ext), Kilinochchi District



Table: 4.1.3

### Achievement of Paddy Production Programme Kilinochchi District Maha/ Yala -2019

Items	<u>2019</u>		<u>2019/2020</u>			Total
	Major	Minor	Major	Minor	Rainfed	
	YALA		MAHA			
Paddy extent (Ha) Target	8,553	162	12,450.0	544	11,696.0	33,405.0
Revised target (ha)	8,553.0	119	12,900.0	544	11,696.0	33,812.0
Gross extent sown (Ha)	8,516.4	119	12,546.0	544	11,696.0	33,421.4
Gross extent Harvested (Ha)	8,516.4	119	10,715.0	416	11,696.0	31,462.4
Extent damaged (Ha)	-	-	1,831.0	128	5,412.0	7,371.0
Average yield Bu/ Net (Ha)	243.9	234.10	175.6	165.80	156.1	975.5
Average yield Mt/ Net (Ha)	5.00	4.80	3.6	3.40	3.2	20.0
<b>Total Production . Ha (M.T)</b>	<b>34,387.7</b>	<b>758</b>	<b>50,621.2</b>	<b>2,345.2</b>	<b>52,355.3</b>	<b>140,467.3</b>

Source: Department of Agriculture(Ext), Kilinochchi District

Table : 4.1.4

## Target and Achievement Yield of Paddy

Season	Major (Ha)		Minor (Ha)		Rain Fed (Ha)		Total (Ha)		Yield Bush/Acre
	Target	Achievement	Target	Achievement	Target	Achievement	Target	Achievement	
Yala 2004	3527	4236	40	22	0	0	3567.00	4258.00	85.00
Maha 2004/2005	10265	9762	600	565	10010	9542	20875.00	10327.00	60.00
Yala 2005	4908	5348	45	43	0	0	4953.00	5391.00	80.00
Maha 2005/2006	10315	6591	600	469	10110	9450	21025.00	7060.00	65.00
Yala 2006	4863	5208	56	48	0	0	4919.00	5256.00	82.50
Maha 2006/2007	10315	6125	617	446	10160	0.5775	21092.00	6571.00	70.00
Yala 2007	2749	1973	17	12	0	0	2766.00	1985.00	90.00
Maha 2007/2008	10315	7630	617	512	9410	7153	20342.00	8142.00	70.00
Yala 2008	8640	7720	52	49	0	0	8640.00	7769.00	70.00
Maha 2009 / 2010	1000	1000	0	0	0	0	1000.00	1000.00	70.00
Yala 2010	1445	1445	23	23	0	0	1468.00	1468.00	80.00
Maha 2010 / 2011	10280	10240	758	520	12706	10896	23744.00	21656.00	60.00
Yala 2011	4840	5494	154	161	0	0	4994.00	5655.00	80.00
Maha 2011 / 2012	10573	11706	540	520	11471	10390	22584.00	22616.00	85.00
Yala 2012	4659.6	4841	16	11	0	0	4675.60	4852.00	80.00
Maha 2012/ 2013	11706	11706	540	539	10496	10408	22742.00	22653.00	50.00
Yala 2013	5257.6	5419.6	26.4	27.2	0	0	5284.00	5446.80	78.00
Maha 2013/ 2014	11706	11526	540	520	10496	10233	22742.00	22279.00	40.00
Yala 2014	320	320	0	0	0	0	0.00	0.00	87.00
Maha 2014/ 2015	11706	11706	540	540	10496	10908	22742.00	23154.00	68.00
Yala 2015	6866	6844	61.5	61.5	0	0	6927.50	6905.50	89.00
Maha 2015/ 2016	11706	11772	540	540	10754	10754	23000.00	23066.00	87.80
Yala 2016	6740	2306	32	143	0	0	6772.00	2449.00	89.60
Maha 2016/ 2017	12192	12192	540	540	10800	10800	23532.0	23532.00	79.60
Yala 2017	6900	1536	100	80.8	0	0	7000.00	1617.00	89.00
Maha 2017/ 2018	12450	12890	544	544	10460	10465	23454.00	23899.00	79.00
Yala 2018	754	754	544	544	11696	11696	754.00	754.00	90.00
Maha 2018/ 2019	12450	12546	544	544	11696	11696	24690.00	24786.00	80.00
Yala 2019	8553	8516.4	162	119	0	0	8715.00	8635.40	97.50
Maha 2018/ 2019	12450	12546	544	544	11696	11696	24690.00	24786.00	66.34

Source: Department of Agriculture(Ext), Kilinochchi District

Table: 4.1.5

**Target and Achievement of Other Field Crops Maha & Yala (Ha)**

Season	Dried Chilly		Red Onion		Black Gram		Ground		Green		Cowpea		Kurakkan		Gingelly		Maize		Vegetable	
	Target	Achievement	Target	Achievement	Target	Achievement	Target	Achievement	Target	Achievement	Target	Achievement	Target	Achievement	Target	Achievement	Target	Achievement	Target	Achievement
Yala 2004	30	30	200	95	-	75	53	50	55	10	11	20	18	10	8	610	514.0			
Maha 2004/2005	515	387	100	43	342	400	201	300	201	40	23	100	59	40	89	1180	939.0			
Yala 2005	40	36	200	180	-	100	72	50	47	20	12	100	12	10	3	979	533.0			
Maha 2005/2006	515	387	100	70	206	400	188	300	158	40	18	80	31	40	88	1372	837.0			
Yala 2006	40	39	200	120	5	100	80	50	41	20	8	20	4	10	9	645	469.0			
Maha 2006/2007	515	320	120	70	303	400	300	255	179	41	53	80	60	125	120	1056	975.0			
Yala 2007	45	45	200	180	6	117	89	70	64	20	14	22	12	12	8	615	360.0			
Maha 2007/2008	512	252	100	66	400	400	316	250	220	30	25	80	25	125	94	1019	806.0			
Yala 2008	0	0	0	0	0	0	0	0	0	0	0	0	0	0	0	0	0.0			
Maha 2009/2010	15	15	10	10	0	10	0	5	5	0	0	0	0	0	0	350	350.0			
Yala 2010	0	15	0	98	0	15	20	16	16	0	0	0	0	0	0	0	153.0			
Maha 2010/2011	200	94	130	60	150	323	50	368	280	216	350	205	10	5	22	100	133	714	505.0	
Yala 2011	39.5	65.5	161	180	5	102	72	110	80	68	53.5	19.5	13	15.5	8.5	14	15.5	496.5	557.8	
Maha 2011/2012	356	310	136	144	506	390	298	273	194	60	32	15.5	162	137	114	999	1017.5			
Yala 2012	80	90	170	82.5	50	100	82	125	75	50	10	12.5	2	0.25	15	8.5	495	340.5		
Maha 2012/2013	356	296	170	109	506	415	370	273	229	60	27	165	65	137	135	1047	913.8			
Yala 2013	80.0	82.5	70.0	70.5	50.0	100.0	86.0	75.0	55.0	10.0	7.0	2.0	6.0	15.0	11.5	502.0	487.0			
Maha 2013/2014	380.0	267.5	165.0	90.0	400.0	425.0	335.0	280.0	163.4	70.0	35.0	110.0	34.5	150.0	80.5	1031.5	659.5			
Yala 2014	85.0	49.8	150.0	28.0	0.0	200.0	60.0	55.0	51.0	2.0	3.5	3.0	0.8	10.0	3.9	499.0	282.0			
Maha 2014/2015	368.0	227.0	160.0	91.5	353.0	435.0	344.0	250.0	160.0	62.0	20.0	89.0	73.0	144.0	164.0	1039.5	746.5			
Yala 2015	88.5	66.1	66.0	12.0	3.0	169.0	125.0	73.0	61.5	6.0	0.8	1.0	1.0	7.5	8.0	611.5	553.6			
Maha 2015/2016	368.0	173.5	160.0	30.5	353.0	435.0	245.0	230.0	157.3	62.0	9.3	89.0	53.0	144.0	90.0	1022.0	581.0			
Yala 2016	92.0	126.0	70.0	65.0	7.0	192.0	238.0	80.0	53.0	8.0	4.0	3.5	0.5	20.0	14.0	531.0	543.0			
Maha 2016/2017	458.0	248.0	160.0	10.0	270.0	235.0	234.0	300.0	160.0	69.0	6.0	150.0	278.0	160.0	80.0	1126.0	1012.0			
Yala 2017	94.0	50.6	80.0	35.5	7.0	140.0	88.5	100.0	36.0	5.0	2.0	6.0	105.0	25.0	10.0	716.0	378.0			
Maha 2017/2018	557.0	280.0	188.0	92.0	300.0	220.0	272.0	352.0	155.0	68.0	32.0	200.0	144.0	177.0	121.0	1185.0	898.0			
Yala 2018	107.0	101.0	100.0	67.0	7.5	140.0	125.0	110.0	59.0	10.0	2.0	8.5	3.0	30.0	17.0	679.0	474.0			
Maha 2018/2019	531.0	383.0	141.0	68.0	308.0	195.0	293.0	333.0	175.0	62.0	18.0	169.0	21.0	146.0	101.0	1232.0	918.0			
Yala 2019	112.0	108.5	86.0	64.0	7.0	140.0	121.0	106.0	103.0	9.0	2.5	8.0	3.0	40.5	9.0	694.5	407.0			
Maha 2018/2019	531.0	391.5	141.0	86.0	308.0	193.4	308.0	333.0	175.0	62.0	17.3	169.0	84.0	146.0	100.5	1232.0	1003.5			

Source: Department of Agriculture(Ext), Kilinochchi District

**Extent and Production of Other Field Crops-Maha 2019/2020/ Yala 2020  
Kilinochchi District (Ha & Mt)**

Table : 4.1.6

NAME OF CROPS	Karachchi		Kandawalai		Poonakary		Pachchilaipalli		District Total										
	2019		2019		2019		2019		2019										
	Extent (Ha)	Production (Mt)	Extent (Ha)	Production (Mt)	Extent (Ha)	Production (Mt)	Extent (Ha)	Production (Mt)	Extent (Ha)	Production (Mt)									
Chilli	158.0	221.0	37.5	56.25	85	119	23	34.5	145	34	51	45	63	14	21.0	391.5	108.5	100	140
Cowpea	89.0	89	69	80	40	40	17	18.5	33	11.5	12.5	13	13	6	6.5	175	103.5	85	85
Green gram	108	130	77.5	116	49	59	23	34.5	44.5	12.5	18.75	09	11	8	12	203	121	97	116.4
Black gram	77	92.5	13.5	13.5	53	63.5	-	-	48	-	-	23	27.5	-	-	193	13.5	13.5	16.2
Ground Nut	103	196	86	129	84	126	33	50	67.5	29	43.5	61	91.5	14	21	293	162	162	243
Gingelly	34	27	1	0.8	14	11	1	0.8	15	1	0.8	17	13.5	-	-	84	3	3	2.4
Maize	40.5	162	3	12	18	72	2	8	76	1.0	4	23	92	3	12	100.5	9	11.3	45.2
Kurakkan	8	8	1.5	1.5	4	4	1	1	1	-	-	4.5	4.5	-	-	17.5	2.5	2.3	2.3
Vegetables	392	6076	157	2433	192	2976	79	1224	4727	122	1891	114	1767	49	7595	1003	407	1065.25	95245

Source: Deputy.Director of Agriculture(Ext), Kilinochchi District

Table: 4.1.7

## Extent of Selected Fruit Crops in Kilinochchi District -2018-2019

Crops	Karachchi		Kandawalai		Poonagari		Pachchilaipalli		District Total	
	2018	2019	2018	2019	2018	2019	2018	2019	2018	2019
	Banana	120	118	65.00	67.00	110.00	103.00	38.00	36.00	333.00
Lime	34	34	7.00	7.25	14.00	14.50	10.00	11.00	65.00	67.00
Orange	5	5.25	3.50	3.75	2.50	3.50	2.50	3.00	13.50	15.50
Mango	145	146	36.00	36.50	40.00	40.50	82.00	84.00	303.00	306.50
Guava	32	31	6.20	6.00	12.00	12.00	6.50	7.00	56.70	56.00
Papaw	22	19	17.30	12.50	34.00	33.00	8.50	3.00	81.80	67.50
Pomegranate	22	18	22.00	16.00	10.00	11.00	8.00	6.00	62.00	51.00
Jak	7.0	64.0	2.00	28.50	2.00	12.00	2.00	11.00	13.00	115.50

Source: Department of Agriculture(Ext), Kilinochchi District

Table:- 4.1.8

**Staff Details of Office at the Department of Agriculture (Ext) , Kilinochchi - 2019**

S.No	Post	Service	Grade	Centre	Approved Cadre	Present Cadre	Additional Requirement
1	Deputy Director	SLAgS	II	DPDA Office	01	01	00
2	Asst. Director	SLAgS	III	DPDA Office	02	00	02
3	Agricultural Instructor	SLTS	Special	DPDA Office	02	02	00
4	Development Officer	DOS	III/II/I	DPDA Office	07	07	00
5	Agricultural Instructor	SLTS	III/II/I	DPDA Office	25	19	06
6	Technical assistant	Dept	III/II/I	DPDA Office	20	11	09
7	Management Assistant	PMAS	III/II/I	DPDA Office	03	03	00
8	Driver	PDS	III/II/I/spl	DPDA Office	04	04	00
9	KKS	OES	III/II/I/spl	DPDA Office	02	02	00
10	Store men		III/II/I/spl	DPDA Office	00	00	00
11	Department Labourer		III/II/I/spl	DPDA Office	10	09	01
<b>Total</b>					<b>76</b>	<b>58</b>	<b>18</b>
<b>DATC - Kilinochchi</b>							
1	Agricultural Instructor	SLTS	Special	DATC	01	00	01
2	Development Officer	DOS	III/II/I	DATC	02	02	00
3	Agricultural Instructor	SLTS	III/II/I	DATC	02	02	00
4	Technical Assistant	Dept	III/II/I	DATC	04	00	04
5	Tractor Driver	Dept	III/II/I/spl	DATC	01	01	00
6	Budder	Dept	III/II/I/spl	DATC	01	00	01
7	Cook	Dept	III/II/I/spl	DATC	01	01	00
8	Nursery Man	Dept	III/II/I/spl	DATC	01	00	01
9	Water pump operator	Dept	III/II/I/spl	DATC	01	01	00
10	Department Labourer	Dept	III/II/I/spl	DATC	17	12	05
<b>Total</b>					<b>31</b>	<b>19</b>	<b>12</b>

## Staff Details of Office at the Department of Agriculture (Ext) , Kilinochchi - 2019

S.No	Post	Service	Grade	Centre	Approved Cadre	Present Cadre	Additional Requirement
<b>ISTI- Kilinochchi</b>							
1	Agricultural Instructor	SLTS	Special	ISTI	01	00	01
2	Development Officer	DOS	III/II/I	ISTI	06	05	01
3	Agricultural Instructor	SLTS	III/II/I	ISTI	01	01	00
4	Tractor Driver	Dept	III/II/I	ISTI	01	00	01
5	Cook	Dept	III/II/I/spl	ISTI	01	01	00
<b>Total</b>					<b>10</b>	<b>07</b>	<b>03</b>

Source: Department of Agriculture(Ext), Kilinochchi District

Table:4.1.9

### Details of Agrarian Services Centers - 2019

AGA Division	A.S.C Division	No. of G.S.O Divisions	Extent of High Land (Ha)	Extent of Paddy Land Major (Ha)	Extent of Paddy Land Minor (Ha)	Extent of Paddy Land Rain fed (Ha)	Extent of Paddy Land (Ha)	No. of Farm Families
Karachchi	1. Kilinochchi	23	200	3296	166	362	3824	5867
	2. Ramanathapuram	5	950	900	34	234.8	1168.8	2165
	3. Uruthirapuram	8	750	2235	155	752	3142	2135
	4. Akkarayankulam	6	1230	1523	214	583	2320	2365
Kandawalai	5. Puliampokkanai	7	3530	2753	23	4261	7037	5227
	1. Kilinochchi	8	0	2604		3238	5842	1037
Poonakary	2. Ramanathapuram	1	0	540		183.6	723.6	90
	6. Poonakary	10	800	0	210	4830	5040	2150
Pachchilaipalli	7. Mulankavil	9	1700	609	8	498	1115	2572
	8. Pachchilaipalli	18	500	0		942	942	1328
<b>Total</b>		<b>95</b>	<b>9660</b>	<b>14460</b>	<b>810</b>	<b>15884.4</b>	<b>31,154</b>	<b>24,936</b>

Source : Department of Agrarian Development, Kilinochchi



Table:- 4.1.10

### Fertilizer Supplied By Agrarian Service Centers - 2019

SN	ASC Name	2018/2019 Maha			2019 Yala		
		No. Of Farmers	Land Extent(Ha)	Amount Of Fertilizer(MT)	No. of Farmers	Land Extent(Ha)	Amount Of Fertilizer(MT)
1	Kilinochchi	4873	7,470.00	2,144.88	2449	3726.10	1,191.272
2	Ramanathapuram	1183	1,398.40	436.08	1061	1209.90	387.168
3	Puliyampokkanai	2434	4,162.30	1,107.05	387	463.40	148.288
4	Akkrayan	1536	1,948.10	569.03	939	1081.70	345.797
5	Mulangavil	862	854.50	242.64	377	185.80	59.456
6	Poonagary	2856	3,927.00	962.72	114	102.40	30.208
7	Pallai	748	699.20	171.30	0	0.00	-
8	Uruthirapuram	1880	2,675.80	759.17	773	963.60	308.352
<b>Total</b>		<b>16,372</b>	<b>23,135.3000</b>	<b>6,392.8835</b>	<b>6,100</b>	<b>7,732.90</b>	<b>2,470.5405</b>

Source : Department of Agrarian Development, Kilinochchi

Table: - 4.1.11

**Details of Paddy Land - 2019**

DS DIVISION	ASC	Irrigation		
		Major (Ha)	Minor(Ha)	Rainfed(Ha)
Karachchi	Kilinochchi	3296.0	166.0	362.0
	Akkarayankulam	900.0	34.0	234.8
	Ramanathapuram	2235.0	155.0	752.0
	Uruthirapuram	1523.0	214.0	583.0
<b>Sub total</b>		<b>7954.0</b>	<b>569.0</b>	<b>1931.8</b>
Kandawalai	Kilinochchi	2753.0	23.0	4261.0
	Ramanathapuram	2604.0	-	3238.0
	Puliyampokkanai	540.0	-	183.6
<b>Sub total</b>		<b>5897.0</b>	<b>23.0</b>	<b>7682.6</b>
Poonakary	Poonakary	-	210.0	4830.0
	Mulankavil	609.0	8.0	498.0
<b>Sub total</b>		<b>609.0</b>	<b>218.0</b>	<b>5328.0</b>
Pachchilaipalli	Pallai	-	-	942.0
<b>Sub total</b>				<b>942.0</b>
<b>TOTAL</b>		<b>14460.0</b>	<b>810.0</b>	<b>15884.4</b>

Source : Department of Agrarian Development, Kilinochchi

Table:- 4.1.12

### Number of Ponds, Acreage Benefited and Farm Families by Divisional Secretariat - 2019

No	DS/AGA Division	No. of Tanks		Acreage benefited	No. of Farm Families
		Ponds	Minor		
1	Karachchi	32	17	28,206.50	12,532.00
2	Kandawalai	36	33	30,169.00	6,354.00
3	Poonakary	212	61	15,360.00	4,722.00
4	Pachchilaipalli	153	16	1,725.00	1,328.00
<b>Total</b>		<b>433</b>	<b>127</b>	<b>75,460.50</b>	<b>24,936.00</b>

Source : Department of Agrarian Development, Kilinochchi

Table :- 4 .1.13

### Farmers Organization and Members by Agrarian Service Centre - 2019

No	Agriculture Service Centre	Numbers of Farmers Organization			Details of Members		
		Established	Registered	Non Registered	Female	Male	Total
1	Kilinochchi		24		2,322	3820	6,142
2	Ramanathapuram		9		325	1285	1,610
3	Palai		21		413	1325	1,738
4	Mulankavil		9		820	1389	2,209
5	Puliyampokkanai		14		922	3125	4,047
6	Poonakary		20		1,941	962	2,903
7	Uruthirapuram		12		1,134	2199	3,333
8	Akkarayankulam		12		817	1626	2,443
<b>Total</b>		<b>0</b>	<b>121</b>	<b>0</b>	<b>8694</b>	<b>15731</b>	<b>24425</b>

Source : Department of Agrarian Development, Kilinochchi

Table:- 4.1.1.14

**Staff Details of Office at the Department of Agrarian Development, Kilinochchi - 2019**

S.No	Post	Service	Centre	Approved Cadre	Present Cadre	Additional Requirement
1	Asst. Commissioner	SLAS	Kilinochchi	01	01	00
2	Asst. Commissioner(Department)	-	-	01	-	01
3	Accountant	SIACS	Kilinochchi	01	01	00
4	Agrarian Development Officer	Ados	Kilinochchi	09	03	06
5	Technical officer	SLTS	Kilinochchi	03	02	01
6	Asst. Director	-	-	-	-	-
7	Administrative Office	-	Kilinochchi	01	01	00
8	Programme Assistant	-	-	-	-	-
9	Development Assistant	-	-	-	-	-
10	Management Assistant	PMAS	Kilinochchi	12	06	06
11	Driver	Ds	Kilinochchi	02	02	00
12	Agrarian Development Clerk	ADPMAS	Kilinochchi	16	13	03
13	Agriculture research product Assistant	ARPA	Kilinochchi	95	04	91
14	Water Pump Operator	-	-	-	-	-
15	Warden	-	-	-	-	-
16	Store Man	-	-	-	-	-
17	Circuit Bungalow Care Taker	-	-	-	-	-
18	Garden Labour	-	-	-	-	-
19	Office Employee	OES	Kilinochchi	02	01	01
20	Lorry Cleaner	-	-	-	-	-
21	Department Labourer	-	-	-	-	-
22	Watcher	-	Kilinochchi	11	13	02
23	Cook	-	-	-	-	-
24	Development Officer + Trainees	Dos	Kilinochchi	-	-	-
25	Labour	-	Kilinochchi	13	13	00
				<b>167</b>	<b>60</b>	<b>111</b>

Table:4.1.15

**Extent Under Coconut Cultivation in Kilinochchi District - 2019**

Extent under Coconut in Acres	Estimated Extent Damaged due to war 1983 to 2000 year in Areas.	Estimated suitable Existing Extent for Coconut Cultivation in Areas
39,730	24500	-

Table :4.1.16

**Other Particulars of Coconut in Kilinochchi - 2019**

Name of DS Division	G.S.O Division	ASC	Coconut Extent in 2002 (Ac)	Damaged by War	Existing Extent	Suitable Existing Extent Coconut
Karachchi	40	2	8,500	3,283	5,217	-
Kandawalai	16	2	6,000	3,525	2,475	-
Poonakary	16	2	9,000	4,655	4,345	-
Pachchilaipalli	18	1	16,230	11,066	5,164	-
<b>Total</b>	<b>90</b>	<b>7</b>	<b>39,730</b>	<b>22,529</b>	<b>17,201</b>	<b>-</b>

Table: 4.1.17

**Home Garden Seedlings Distribution - 2017,2018 & 2019**

DS Division	No. of Coconut Seedlings Issued		
	2017	2018	2019
Karachchi	14,910	20,446	22,067
Kandawalai	20,386	12,951	6,781
Poonakary	16,448	12,289	6,750
Pachchilaipalli	27,400	11,222	18,145
<b>Total</b>	<b>79,144</b>	<b>56,908</b>	<b>53,743</b>

Source: Coconut Cultivation Board, Northern Province.

Table:4.1.18

### Palmyrah Development Board Palmyrah Products, Kilinochchi District-2018 - 2019

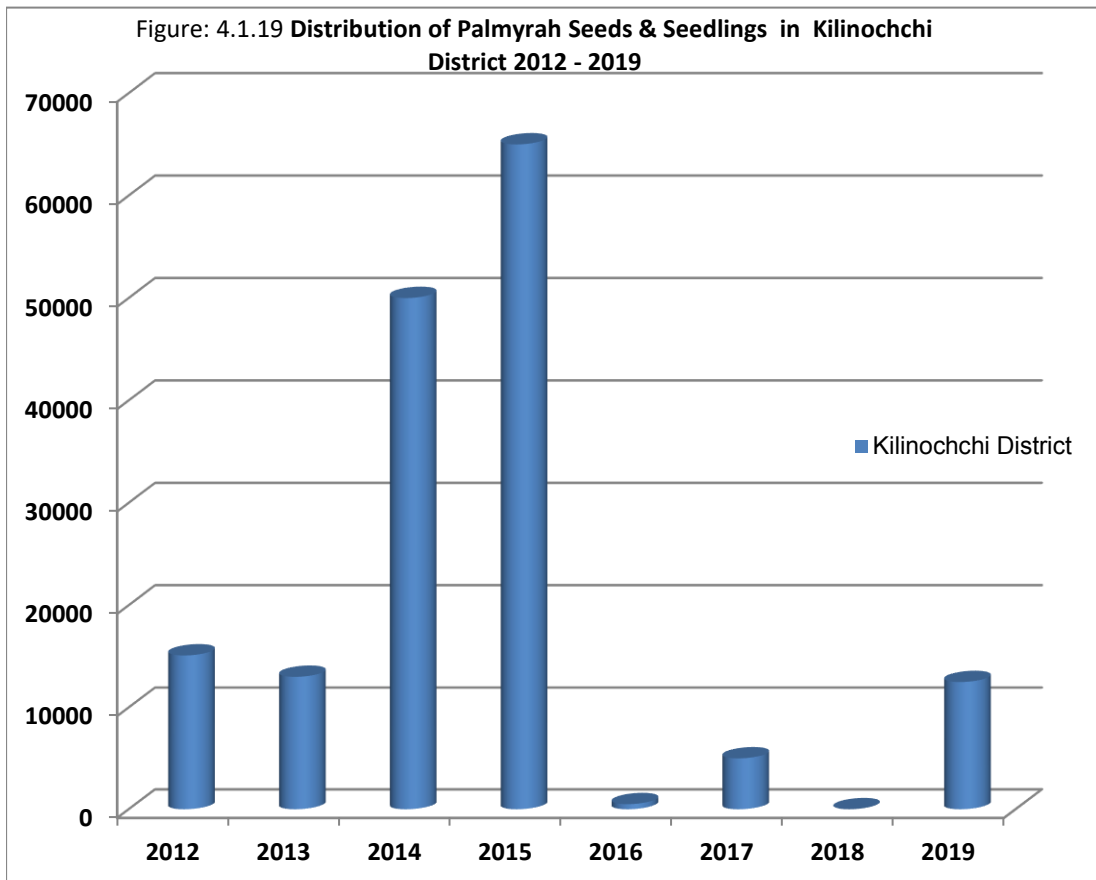
No	Item	Unit No	2018			2019		
			Unit Price (RS)	Qty	Value (Million)	Unit Price (RS)	Qty	Value (Million)
1	Pulukkodiyal (Boiled & Dried Tuber)	Kg	200.00	12600	2.5200	200.00	13160	2.6320
2	Odiyal	Kg	200.00	8,160	1.6320	200.00	9,380	1.8760
3	Boiled Dried raw tuber flour	Kg	-	-	-	-	-	0.0000
4	Dried raw tuber flour	Kg	-	-	-	-	-	0.0000
5	Odiyal Chips (Seeval Odiyal)	Kg	-	-	-	-	-	0.0000
6	Treacle	Lit	400.00	950	0.3800	400.00	1,290	0.5160
7	Fruits Pulp	Lit	90.00	1,530	0.1377	90.00	1,840	0.1656
8	Jam	Kg	-	-	-	-	-	0.0000
9	Paanipanattu	Kg	-	-	-	-	-	0.0000
10	Panattu	Kg	600.00	2,750	1.6500	600.00	960	0.5760
11	Jaggery	Kg	700.00	4,800	33.600	700.00	5,260	3.6820
12	Soft Drinks	Lit	-	-	-	-	-	0.0000
13	Palm Posha	Kg	-	-	-	-	-	0.0000
14	Plam Crush	Lit	-	-	-	-	-	0.0000
15	Instant Odiyal Kool	Kg	-	-	-	-	-	0.0000
16	Palm Palakaram	Kg	-	-	-	-	-	0.0000
17	Fiber	Kg	-	-	-	-	-	0.0000
18	Fresh Tuber	Nos	-	-	-	-	-	0.0000
19	Cake	Kg	-	-	-	-	-	0.0000
20	Palmyrah Fruit Drink	Kg	-	-	-	40.00	2,400	0.0960

Source: Palmyrah Development Board, Kilinochchi

Table: 4.1.19

**Distribution of Palmyrah Seeds & Seedlings in Kilinochchi District  
2012 - 2019**

S.No	D.S Division	Year							
		2012	2013	2014	2015	2016	2017	2018	2019
1	Karachchi	6000	6510	15000	20000	500	5000		2500
2	Kandawalai	3500	2500	-	10000			-	2500
3	Poonakary	3600	4000	20000	15000				1000
4	Pachchilaipalli	2000	-	15000	20000				6500
<b>Total</b>		15100	13010	50000	65000	500	5000	-	12500



## Details of Minor Tanks

Table : 4.1.20

S.No	Name of Tank	DS Division	ASC Division	G.N Division	Capacity (Ac.ft)	Renovation (Yes / No)
1	Irasayanatholsalai kulam	Kandawalai	Kilinochchi	Paranthan town	190.00	Yes
2	Kanakapuramkulam	Karaichchi		Kanakapuram	140.00	No
3	Iyankulam	Karaichchi		Kirushnapuram	287.00	No
4	Kanthankulam	Karaichchi		Kanakapuram	695.50	No
5	Puthu Iyankulam	Karaichchi		Malayalapuram	488.00	No
6	Ambalkulam	Karaichchi		Ambalkulam	100.00	No
7	Thachchadampankulam	Kandawalai	Puliyampokkanai	Puliyampokkanai	18.00	No
8	Pethurupillaiikulam	Kandawalai		Periyakulam	48.00	No
9	Kallatrukulam	Kandawalai		Piramanthanaru	60.00	No
10	Manadithakulam	Kandawalai		Piramanthanaru	12.00	No
11	Kokkurmoaddaikulam	Kandawalai		Piramanthanaru	23.00	No
12	Karukkaikulam	Kandawalai		Punnaineeravi	15.00	No
13	Velankulam	Kandawalai		Kandawalai	16.00	No
14	Vilavodaikulam	Kandawalai		Korakkankattu	56.00	No
15	Kanthankulam	Kandawalai		Kandawalai	0.70	Yes
16	Kunchappakulam	Kandawalai		Kandawalai	2.00	No



## Details of Minor Tanks

S.No	Name of Tank	DS Division	ASC Division	G.N Division	Capacity (Ac.ft)	Renovation (Yes / No)
17	Konankulam	Kandawalai	Puliyampokkanai	Kandawalai	3.60	No
18	Madukkaraikulam	Kandawalai		Kandawalai	1.62	No
19	Kookaimavadikulam	Kandawalai		Kandawalai	1.40	No
20	Maniyakarankulam	Kandawalai		Kandawalai	1.98	No
21	Vavvalaikulam	Kandawalai		Puliyampokkanai	6.00	No
22	Kombanerikulam	Kandawalai		Puliyampokkanai	2.00	No
23	Kailayantharaiikulam	Kandawalai		Puliyampokkanai	1.00	No
24	Kudappokkanaikulam	Kandawalai		Puliyampokkanai	12.00	Yes
25	Nakathampirankoyilkulam	Kandawalai		Puliyampokkanai	4.63	No
26	Puthuammankoyilkulam	Kandawalai		Puliyampokkanai	2.05	No
27	Aladikkulam	Kandawalai		Tharmapuram West	10.00	No
28	Sampukkulam	Kandawalai		Tharmapuram West	1.40	No
29	Pullukulam	Kandawalai		Tharmapuram West	2.74	Yes
30	Manalkulam	Kandawalai		Piramanthanaru	3.54	Yes
31	Navatkulam	Kandawalai		Kannakinakar	23.00	No
32	Uppukulam	Kandawalai		Punnaineeravi	78.01	No
33	Kathiravikulam	Kandawalai		Piramanthanaru	19.50	No

## Details of Minor Tanks

S.No	Name of Tank	DS Division	ASC Division	G.N Division	Capacity (Ac.ft)	Renovation (Yes / No)
34	Thannipannakulam	Kandawalai	Puliyampokkanai	Periyakulam	70.02	No
35	Kokkadampankulam	Kandawalai		Punnaineeravi	7.82	No
36	Thamaraikulam	Pachchilaiipalli	Pallai	Kilaly	19.42	No
37	Maanikkappillaiyar kulam	Pachchilaiipalli		Muhamaalai	5.37	No
38	Saluvil Kulam	Pachchilaiipalli		Muhamaalai	18.13	No
39	Periyaseeravil Kulam	Pachchilaiipalli		Soranpattu	18.76	No
40	Periyamasharkulam	Pachchilaiipalli		Mashar	271.52	Yes
41	Maddikoddaikulam	Pachchilaiipalli		Mashar	51.30	No
42	PaanavilKulam	Pachchilaiipalli		Mashar	70.70	No
43	Sittundikulam	Pachchilaiipalli		Tharmakerny	4.25	No
44	Thiraykaraikulam	Pachchilaiipalli		Mullaiyadi	142.12	No
45	Iraddalaikulam	Pachchilaiipalli		Tharmakerny	42.65	No
46	Thenavikulam	Pachchilaiipalli		Arasarkerny	2.70	No
47	Thiriyaykulam	Pachchilaiipalli		Muhavil	3.37	No
48	Paraiyankulam	Pachchilaiipalli		Muhavil	26.72	No
49	Muhavikulam	Pachchilaiipalli		Muhavil	19.86	No
50	Thamaraivelikulam	Pachchilaiipalli		Kovilvayal	1.62	No

## Details of Minor Tanks

S.No	Name of Tank	DS Division	ASC Division	G.N Division	Capacity (Ac.ft)	Renovation (Yes / No)
51	Periyakulam	Pachchilaipalli	Pallai	Kovilvayal	28.71	No
52	Oyamarikulam	Poonakary	Mulankavil	Kariyalainagapaduvan	382.00	No
53	Pallavarayankattukulam	Poonakary		Pallavarankattu	426.00	No
54	Thikkuvilkulam	Poonakary		Jayapuram North	759.75	No
55	Kiranchchikuda kulam (Ponnaveli)	Poonakary		Ponnaveli	106.00	Yes
56	Thallavilkulam	Poonakary		Kiranchi	34.80	Yes
57	Kariyampittukulam	Poonakary	Poonakary	Nallur	270.00	Yes
58	Thiyakamkulam	Poonakary		Nallur	57.00	No
59	Mudkombankulam	Poonakary		Nallur	1128.00	No
60	Iramankulam	Poonakary		Nallur	60.00	Yes
61	Iramakayamoddaiikulam	Poonakary		Nallur	30.00	No
62	Pookulam	Poonakary		Alankerny	9.10	No
63	Moolaiyadampankulam	Poonakary		Alankerny	208.21	No
64	Purakkulam	Poonakary		Alankerny	195.42	No
65	Kalampirankulam	Poonakary		Alankerny	9.73	No
66	Kanthankudakkulam	Poonakary		Alankerny	330.60	No
67	Thurumpanmoaddaiikulam	Poonakary		Alankerny	138.00	No

## Details of Minor Tanks

S.No	Name of Tank	DS Division	ASC Division	G.N Division	Capacity (Ac.ft)	Renovation (Yes / No)
68	Puthiyar moaddaikulam	Poonakary	Poonakary	Alankerny	4.51	No
69	Arasapuramkulam	Poonakary		Arasapuram	225.00	No
70	Chekkalaikulam (Enochchi kulam)	Poonakary		Arasapuram	141.00	No
71	Paluvilikulam	Poonakary		Arasapuram	13.71	No
72	Pathinippaikulam	Poonakary		Arasapuram	32.14	No
73	Iyanar kovil kulam (Palayil kulam)	Poonakary		Arasapuram	48.00	No
74	Karumarikulam	Poonakary		Arasapuram	59.89	No
75	Vaanpittikulam	Poonakary		Karukkathheevu	4.34	No
76	Kaliyanakkundru	Poonakary		Kollakurichi	40.70	No
77	Vannankulam	Poonakary		Kollakurichi	35.11	No
78	Elaiikkulam	Poonakary		Kollakurichi	722.00	No
79	Periyathampiraikulam	Poonakary		Kollakurichi	421.16	No
80	Sinnathampiraikulam	Poonakary		Kollakurichi	114.94	No
81	Karukkaipallam	Poonakary		Mattuvilnadu West	27.88	No
82	Kasikkudakulam	Poonakary		Mattuvilnadu West	350.00	No
83	Sinnavannankulam	Poonakary		Mattuvilnadu West	2.46	No
84	Paravaikulam	Poonakary		Mattuvilnadu West	0.72	No

## Details of Minor Tanks

S.No	Name of Tank	DS Division	ASC Division	G.N Division	Capacity (Ac.ft)	Renovation (Yes / No)
85	Kunchapittikulam	Poonakary	Poonakary	Mattuvilnadu West	254.25	No
86	Nakarakulam	Poonakary		Mattuvilnadu West	454.87	No
87	Kottimoaddaikulam	Poonakary		Mattuvilnadu West	13.62	No
88	Iyattankulam	Poonakary		Mukkomban	140.46	No
89	Kunchanaivilunthankulam	Poonakary		Mukkomban	3.96	No
90	Kumaresanthalvukulam	Poonakary		Mukkomban	20.31	No
91	Avaranchattikulam	Poonakary		Nallur	1.00	No
92	Melaikulam	Poonakary		Nallur	300.36	No
93	Nallathannerkulam	Poonakary		Nallur	55.65	No
94	Neradambankulam	Poonakary		Nallur	42.00	No
95	Suramunaikulam	Poonakary		Nallur	25.87	No
96	Eriyanaraikulam	Poonakary		Nallur	105.00	No
97	Nochimoaddaikulam	Poonakary		Nallur	12.68	No
98	Semmanmoaddai	Poonakary		Nallur	36.40	No
99	Karappippovalkulam	Poonakary		Nallur	1.30	No
100	Kombakkulam	Poonakary		Paramankirai	16.25	No
101	Paramankiraiikulam	Poonakary		Paramankirai	12.27	No

## Details of Minor Tanks

S.No	Name of Tank	DS Division	ASC Division	G.N Division	Capacity (Ac.ft)	Renovation (Yes / No)
102	Vattathalvukulam	Poonakary	Poonakary	Paramankirai	1.68	No
103	Setrukulam	Poonakary		Pallikuda	51.47	No
104	Murippukulam	Poonakary		Pallikuda	2.00	No
105	Pallaikulam	Poonakary		Pallikuda	160.32	No
106	Enochikulam	Poonakary		Pallikuda	48.74	No
107	Semankundrukulam	Poonakary		Pallikuda	99.71	No
108	Thelikaraiikulam	Poonakary		Pallikuda	123.31	No
109	Nedunkulam	Poonakary		Pallikuda	166.07	Yes
110	Karikkottukulam	Poonakary		Mattuvilnadu West	61.47	No
111	Nallathannikulam	Poonakary		Pallikkuda	52.07	No
112	Sobalapittykulam	Poonakary		Mattuvilnadu East	15.70	No
113	Neevilikulam	Karaichchi	Uruththirapuram	Uruthirapuram	140.00	No
114	Uruthirapuramkulam	Karaichchi		Uruthirapuram	258.00	No
115	Ootupulamkulam	Karaichchi		Ootupulam	576.00	No
116	Pulithiyaru kulam	Karaichchi	Ramanathapuram	Puluthiyaru	676.00	No
117	Karuppi kulam	Karaichchi		Civic Centre	41.00	No
118	Ramanathapuram kulam	Karaichchi		Ramanathapuram	66.00	No

## Details of Minor Tanks

S.No	Name of Tank	DS Division	ASC Division	G.N Division	Capacity (Ac.ft)	Renovation (Yes / No)
119	Thikkaikulam	Karaichchi	Akkrayankulam	Vannery	364.00	No
120	Kunchukulam	Karaichchi		Vannery	272.00	No
121	Palankulam	Karaichchi		Akkrayankulam	429.00	No
122	Maniyankulam	Karaichchi		Skanthapuram	302.00	No
123	Manniyakulam	Karaichchi		Vannery	117.00	No
124	Anaivilunthankulam	Karaichchi		Anaivilunthan	1222.00	Yes
125	Uppuvil kulam	Karaichchi		Vannery	1141.00	Yes
126	Echchankulam	Karaichchi		Skanthapuram	46.89	No
127	Vettilayan Moddai Kulam	Karaichchi		Vannerikulam	2.370	No

## Details of Minor (Ponds) Tanks

Table : 4.1.21

S. No	Name of Tank	DS Division	ASC Division	G.N Division	Capacity (Ac.ft)	Renovation (Yes / No)
1	Irathalai Kulam	Kandawalai	Kilinochchi	Korakkankaddu	3.265	No
2	Kaddu Kulam	Kandawalai		Thadduvankoddy	15.046	No
3	Kovil Kulam	Kandawalai		Thadduvankoddy	1.406	No
4	Paravai Kulam	Kandawalai		Thadduvankoddy	2.012	No
5	Inuttuvan Kulam	Kandawalai		Uriyan	3.310	No
6	Puthu Kulam	Kandawalai		Uriyan	2.505	No
7	Iyanar Kulam	Kandawalai		Uriyan	0.611	No
8	Sankundi Kulam	Kandawalai		Uriyan	5.111	No
9	Pokkan Kulam	Kandawalai		Uriyan	0.786	No
10	Pillayar Kulam	Kandawalai		Murasumoddai	2.598	No
11	Andan Kulam	Kandawalai		Kumarapuram	1.389	No
12	Veddu Kaddu Kulam	Kandawalai		Murasumoddai	0.610	No
13	Periyaparantan Kulam	Kandawalai		Kumarapuram	5.060	No
14	Vavani Kulam	Kandawalai		Korakkankaddu	3.953	No
15	Uooriyan Kulam	Kandawalai		Uriyan	62.412	No
16	Kallaru Kalivu Vaikkal Kulam	Karaichchi		Periya Paranthan	0.515	No



## Details of Minor (Ponds) Tanks

S. No	Name of Tank	DS Division	ASC Division	G.N Division	Capacity (Ac.ft)	Renovation (Yes / No)
17	D5 LB-1 Kulam	Karaichchi	Kilinochchi	Periya Paranthan	2.488	No
18	Dri Aru Kulam	Karaichchi		Maruthanagar	591.558	No
19	Addai Kulam	Kandawalai	Puliyampokkanai	Punnaineeravi	19.114	No
20	Pillayar Kulam	Kandawalai		Tharmapuram East	1.983	No
21	Alayadi Kulam	Kandawalai		Tharmapuram	6.630	No
22	Punnaineeravi Kulam	Kandawalai		Punnaineeravi	23.023	No
23	Vinayagar Kulam	Kandawalai		Punnaineeravi	5.634	No
24	Irambai Kulam	Kandawalai		Tharmapuram East	14.036	No
25	Velar Kulam	Kandawalai		Kandavilai	12.960	No
26	Karukuruvayan Kulam	Pachchilaipalli	Pachchilaipalli	Thampakamam	55.611	No
27	Kondavil Kulam	Pachchilaipalli		Muhavil	101.753	No
28	Vannan Kulam	Pachchilaipalli		Muhavil	246.634	No
29	Kollan Kulam	Pachchilaipalli		Muhavil	47.970	No
30	Adampan Kulam	Pachchilaipalli		Muhavil	74.327	No
31	Thaddachchu Veli Kulam	Pachchilaipalli		Kilaly	0.269	No
32	Thamari Veli Kulam	Pachchilaipalli		Kilaly	1.718	No
33	Veddu Kulam	Pachchilaipalli		Kilaly	0.956	No

## Details of Minor (Ponds) Tanks

S. No	Name of Tank	DS Division	ASC Division	G.N Division	Capacity (Ac.ft)	Renovation (Yes / No)
34	Sampu Veli Kulam	Pachchilaipalli	Pachchilaipalli	Kilaly	9.384	No
35	Karakka Padu Kulam	Pachchilaipalli	Pachchilaipalli	Kilaly	3.576	No
36	Nachchumar Kovil Kulam	Pachchilaipalli	Pachchilaipalli	Kilaly	0.787	No
37	Kalipiddy Kulam	Pachchilaipalli	Pachchilaipalli	Kilaly	2.182	No
38	Vannan Kulam	Pachchilaipalli	Pachchilaipalli	Kilaly	0.855	No
39	Kunchu Kulam	Pachchilaipalli	Pachchilaipalli	Kilaly	0.230	No
40	Aaram Thundu Kulam	Pachchilaipalli	Pachchilaipalli	Muhamalai	5.566	No
41	Naalam Thundu Kulam	Pachchilaipalli	Pachchilaipalli	Muhamalai	0.613	No
42	Kovanam Kulam	Pachchilaipalli	Pachchilaipalli	Muhamalai	4.383	No
43	Narivil Kulam	Pachchilaipalli	Pachchilaipalli	Muhamalai	15.208	No
44	Kodu Kilachchi Kulam	Pachchilaipalli	Pachchilaipalli	Muhamalai	5.168	No
45	Kali Veli Kulam	Pachchilaipalli	Pachchilaipalli	Kilaly	282.365	No
46	Kilalik Kaddu Kulam	Pachchilaipalli	Pachchilaipalli	Kilaly	0.499	No
47	Puthu Kaddu Kulam	Pachchilaipalli	Pachchilaipalli	Muhamalai	0.476	No
48	Veerapathirar Kovil Kulam	Pachchilaipalli	Pachchilaipalli	Ittavil	0.386	No
49	Kollachchi Kulam	Pachchilaipalli	Pachchilaipalli	Ittavil	0.247	No
50	Kal Erintha Kulam	Pachchilaipalli	Pachchilaipalli	Ittavil	1.119	No

## Details of Minor (Ponds) Tanks

S. No	Name of Tank	DS Division	ASC Division	G.N Division	Capacity (Ac.ft)	Renovation (Yes / No)
51	Kachchar Veli Kulam	Pachchilaiipalli	Pachchilaiipalli	Ittaviil	1.152	No
52	Anai Vilunthan Kulam	Pachchilaiipalli		Arasarkerni	9.125	No
53	Monduvan Kulam	Pachchilaiipalli		Ittaviil	0.221	No
54	Mainupiddi Kulam	Pachchilaiipalli		Arasarkerni	0.762	No
55	Vannan Kulam	Pachchilaiipalli		Arasarkerni	5.280	No
56	Punnaiyady Kulam	Pachchilaiipalli		Ittaviil	0.186	No
57	Arasarkerny Kulam	Pachchilaiipalli		Ittaviil	1.778	No
58	Kunchu Kulam	Pachchilaiipalli		Thampakamam	8.497	No
59	Kalvan Kulam	Pachchilaiipalli		Thampakamam	0.705	No
60	Periya Kulam	Pachchilaiipalli		Thampakamam	14.165	Yes
61	Innachchi Kulam	Pachchilaiipalli		Thampakamam	200.164	No
62	Uppu Kerny Kulam	Pachchilaiipalli		Thampakamam	0.271	No
63	Kadda Vepparak Kulam	Pachchilaiipalli		Allipallai	0.194	No
64	Varaku Kaaddu Kulam	Pachchilaiipalli		Allipallai	0.113	No
65	Salai Kulam	Pachchilaiipalli		Allipallai	1.069	No
66	Kaddalai Kulam	Pachchilaiipalli		Allipallai	0.374	No
67	Araththik Kulam	Pachchilaiipalli		Pulopallai	4.686	No

## Details of Minor (Ponds) Tanks

S. No	Name of Tank	DS Division	ASC Division	G.N Division	Capacity (Ac.ft)	Renovation (Yes / No)
68	Irathalai Kulam	Pachchilaiipalli	Pachchilaiipalli	Pulopallai	57.655	Yes
69	Mudichchu Palli Kulam	Pachchilaiipalli		Pulopallai	3.351	No
70	Paravai Kulam	Pachchilaiipalli		Pallai Town	46.959	No
71	Vairavar Kovil Kulam	Pachchilaiipalli		Pallai Town	12.582	No
72	Vettilai Palla Kulam	Pachchilaiipalli		Pallai Town	0.233	No
73	Neeravikulam	Pachchilaiipalli		Mullaiyadi	102.460	No
74	Kaluthawalai Kulam	Pachchilaiipalli		Thampakamam	1.203	No
75	Pedduk Kulam	Pachchilaiipalli		Thampakamam	0.492	No
76	Vavil Kulam	Pachchilaiipalli		Mullaiyadi	10.624	No
77	Sundik Kulam	Pachchilaiipalli		Tharmakerny	22.487	No
78	Muthu Mariyamman Kulam	Pachchilaiipalli		Tharmakerny	0.096	No
79	Koddu Kulam	Pachchilaiipalli		Tharmakerny	0.534	No
80	Vannan Kulam	Pachchilaiipalli		Tharmakerny	5.736	No
81	Kokku Peechchi Kulam	Pachchilaiipalli		Tharmakerny	57.470	No
82	Kumpuru Palla Kulam	Pachchilaiipalli		Tharmakerny	5.409	No
83	Moonkilamk Kulam	Pachchilaiipalli		Soranpattu	4.294	No
84	Cheddi Thoddak Kulam	Pachchilaiipalli		Soranpattu	12.499	No

## Details of Minor (Ponds) Tanks

S. No	Name of Tank	DS Division	ASC Division	G.N Division	Capacity (Ac.ft)	Renovation (Yes / No)
85	Veeri Kulam	Pachchilaipalli	Pachchilaipalli	Soranpattu	18.361	No
86	Mudavan Thuduvak Kulam	Pachchilaipalli		Thampakamam	0.345	No
87	Thenku Roddu Kulam	Pachchilaipalli		Soranpattu	0.557	No
88	Sinna Seeravil Kulam	Pachchilaipalli		Soranpattu	3.493	No
89	Kulam Salik Kulam	Pachchilaipalli		Soranpattu	11.418	No
90	Mannavindan Kulam	Pachchilaipalli		Masar	1.039	No
91	Karanthai Aaram Thundu Kulam	Pachchilaipalli		Soranpattu	9.987	No
92	Sinna Poovodai Kulam	Pachchilaipalli		Masar	72.400	No
93	Vadda Kulam	Pachchilaipalli		Tharmakerny	14.576	No
94	Puthu Kaddu Kulam	Pachchilaipalli		Tharmakerny	213.361	No
95	Vadda Thalvu Kulam	Pachchilaipalli		Tharmakerny	3.236	No
96	Oththa Veli Kulam	Pachchilaipalli		Tharmakerny	140.218	No
97	Thampaddu Kulam	Pachchilaipalli		Tharmakerny	1.017	No
98	Karanthai Naalam Thundu Kulam	Pachchilaipalli		Soranpattu	4.008	No
99	Sinna Kondavil Paththam Thundu Kulam	Pachchilaipalli		Masar	75.657	No
100	Pendukal Kerny Kulam	Pachchilaipalli		Tharmakerny	3.057	No
101	Vannan Kulam	Pachchilaipalli		Muhavil	45.085	No

## Details of Minor (Ponds) Tanks

S. No	Name of Tank	DS Division	ASC Division	G.N Division	Capacity (Ac.ft)	Renovation (Yes / No)
102	Sinna Ankuvil Kulam	Pachchilaiipalli	Pachchilaiipalli	Masar	65.439	No
103	Periya Ankuvil Kulam	Pachchilaiipalli		Masar	22.003	No
104	Karavilan Kulam	Pachchilaiipalli		Masar	4.901	No
105	Yavil Kulam	Pachchilaiipalli		Muhavil	250.470	No
106	Karuk Kerny Kulam	Pachchilaiipalli		Muhavil	0.371	No
107	Vevil Kulam	Pachchilaiipalli		Masar	4.501	No
108	Eriyai Kulam	Pachchilaiipalli		Masar	58.867	No
109	Sinna Masar Kulam	Pachchilaiipalli		Masar	0.803	No
110	Veeran Veddu Kulam	Pachchilaiipalli		Masar	0.074	No
111	Naval Palla Kulam	Pachchilaiipalli		Soranpattu	0.121	No
112	Eladsumanan Kulam	Pachchilaiipalli		Muhavil	41.808	No
113	Adampan Kulam	Pachchilaiipalli		Iyakkachchi	5.048	No
114	Marakkara Palla Kulam	Pachchilaiipalli		Iyakkachchi	4.605	No
115	Thuravuk Kulam	Pachchilaiipalli		Iyakkachchi	1.571	No
116	Vannan Kulam	Pachchilaiipalli		Iyakkachchi	55.393	No
117	Thandik Kulam	Pachchilaiipalli		Iyakkachchi	8.804	No
118	Nochchi Kulam	Pachchilaiipalli		Iyakkachchi	2.637	No

## Details of Minor (Ponds) Tanks

S. No	Name of Tank	DS Division	ASC Division	G.N Division	Capacity (Ac.ft)	Renovation (Yes / No)
119	Koththan Keryn Kulam	Pachchilaiipalli	Pachchilaiipalli	Kovilvayal	17.644	No
120	Mandalai Kulam	Pachchilaiipalli		Kovilvayal	12.286	No
121	Pidarik Kulam	Pachchilaiipalli		Kovilvayal	1.951	No
122	Mathavan Keryn Kulam	Pachchilaiipalli		Kovilvayal	24.466	No
123	Anai Vilunthan Kulam	Pachchilaiipalli		Iyakkachchi	3.490	No
124	Sampu Kulam	Pachchilaiipalli		Iyakkachchi	9.220	No
125	Naina Kanthan Kulam	Pachchilaiipalli		Iyakkachchi	3.943	No
126	Sinna Poovachchi Kulam	Pachchilaiipalli		Iyakkachchi	7.352	No
127	Poovanchi Kulam	Pachchilaiipalli		Kovilvayal	1.856	No
128	Iyakachchi Kulam	Pachchilaiipalli		Iyakkachchi	29.738	No
129	Kumukkil Kulam	Pachchilaiipalli		Kovilvayal	11.122	No
130	Vithuvan Kulam	Pachchilaiipalli		Muhavil	4.379	No
131	Kunchu Veli Kulam	Pachchilaiipalli		Muhavil	19.548	No
132	Kunchapalla Kulam	Pachchilaiipalli		Muhavil	0.236	No
133	Sinkilandy Kulam	Pachchilaiipalli		Muhavil	2.943	No
134	Sundik Kulam	Pachchilaiipalli		Muhavil	18.139	No
135	Sankathar Vayal Kulam	Pachchilaiipalli		Kovilvayal	17.635	No

## Details of Minor (Ponds) Tanks

S. No	Name of Tank	DS Division	ASC Division	G.N Division	Capacity (Ac.ft)	Renovation (Yes / No)
136	Nedunkerny Kulam	Pachchilaipalli	Pachchilaipalli	Kovilvayal	7.616	No
137	Poluthiranki Kulam	Pachchilaipalli		Kovilvayal	0.300	No
138	Salli Palla Kulam	Pachchilaipalli		Kovilvayal	7.594	No
139	Thulavil Kulam	Pachchilaipalli		Kovilvayal	27.692	No
140	Kaliyanak Kulam	Pachchilaipalli		Kovilvayal	0.125	No
141	Vempadiyan Kulam	Pachchilaipalli		Kovilvayal	0.396	No
142	Mavilankai Kulam	Pachchilaipalli		Iyakkachchi	436.848	No
143	Nedun Kulam	Pachchilaipalli		Kovilvayal	7.621	No
144	Kommaddik Kulam	Pachchilaipalli		Kovilvayal	80.878	No
145	Saviththiri Kulam	Pachchilaipalli		Kovilvayal	39.692	No
146	Pappan Kulam	Pachchilaipalli		Iyakkachchi	102.439	No
147	Thalaik Kulam	Pachchilaipalli		Iyakkachchi	6.966	No
148	Muhamalai Kulam	Pachchilaipalli		Muhamalai	3.240	No
149	Podduva Kulam	Pachchilaipalli		Muhamalai	0.208	No
150	Navani Veli Amman Kulam	Pachchilaipalli		Vempodukerny	2.604	No
151	Thampakamam Kulam	Pachchilaipalli		Arasarkerni	19.873	No
152	Inthira Purak Kulam	Pachchilaipalli		Muhamalai	15.526	No



## Details of Minor (Ponds) Tanks

S. No	Name of Tank	DS Division	ASC Division	G.N Division	Capacity (Ac.ft)	Renovation (Yes / No)
153	Uppu Kulam	Pachchilaiipalli	Pachchilaiipalli	Soranpattu	431.503	No
154	Vadda Kulam	Pachchilaiipalli	Pachchilaiipalli	Soranpattu	12.944	No
155	Kotivil Kulam	Pachchilaiipalli	Pachchilaiipalli	Muhamalai	15.529	No
156	Mudiyankerny Kulam	Pachchilaiipalli	Pachchilaiipalli	Soranpattu	283.959	No
157	Keeri Kulam	Pachchilaiipalli	Pachchilaiipalli	Soranpattu	62.176	No
158	Uppukeni Kulam	Pachchilaiipalli	Pachchilaiipalli	Muhamalai	0.345	No
159	Ampalavalai Kulam	Pachchilaiipalli	Pachchilaiipalli	Muhamalai	0.113	No
160	Vella Man Karai Kulam	Pachchilaiipalli	Pachchilaiipalli	Thampakamam	12.033	No
161	Parayan Kulam	Pachchilaiipalli	Pachchilaiipalli	Thampakamam	0.718	No
162	Kulampai Kulam	Pachchilaiipalli	Pachchilaiipalli	Mullaiyadi	72.565	No
163	Alli Palai Kulam	Pachchilaiipalli	Pachchilaiipalli	Pallai Town	2.007	No
164	Thalaya Kulam	Pachchilaiipalli	Pachchilaiipalli	Tharmakerny	7.590	No
165	Nedun Kulam	Pachchilaiipalli	Pachchilaiipalli	Tharmakerny	783.820	No
166	Sinna Kemmiya Kulam	Pachchilaiipalli	Pachchilaiipalli	Soranpattu	26.683	No
167	Karanthai Kulam	Pachchilaiipalli	Pachchilaiipalli	Soranpattu	31.736	No
168	Kemmiya Kulam	Pachchilaiipalli	Pachchilaiipalli	Soranpattu	23.677	No
169	Viddan Kulam	Pachchilaiipalli	Pachchilaiipalli	Tharmakerny	38.434	No

## Details of Minor (Ponds) Tanks

S. No	Name of Tank	DS Division	ASC Division	G.N Division	Capacity (Ac.ft)	Renovation (Yes / No)
170	Manal Kulam	Pachchilaiipalli	Pachchilaiipalli	Tharmakerny	12.452	No
171	Kaluvil Kulam	Pachchilaiipalli		Muhavil	50.252	No
172	Iruvil Kulam	Pachchilaiipalli		Muhavil	7.508	No
173	Udayr Vannan Kulam	Pachchilaiipalli		Muhavil	14.658	No
174	Rasa Veli Kulam	Pachchilaiipalli		Iyakkachchi	50.966	No
175	Kiranchi Kulam	Pachchilaiipalli		Muhavil	322.742	No
176	Palakaddy Kulam	Pachchilaiipalli		Muhavil	18.252	No
177	Manalikk Kulam	Pachchilaiipalli		Ittavil	167.053	No
178	Parayan Kulam	Pachchilaiipalli		Ittavil	10.342	No
179	Koramoddai Kulam	Poonakary	Mulankavil	Ponnaveli	20.848	No
180	Man Paintha Odai Kulam	Poonakary		Ponnaveli	3.188	No
181	Katkerny Kulam	Poonakary		Ponnaveli	2.149	No
182	Karadi Moddai Kulam	Poonakary		Ponnaveli	4.479	No
183	Pala Kerny Kulam	Poonakary		Ponnaveli	8.035	No
184	Vadda Moddai Kulam	Poonakary		Ponnaveli	101.903	No
185	Vannan Piddi Kulam	Poonakary		Kariyalainagapaduwan	435.062	No
186	Kavak Kulam	Poonakary		Ponnaveli	4.528	No

## Details of Minor (Ponds) Tanks

S. No	Name of Tank	DS Division	ASC Division	G.N Division	Capacity (Ac.ft)	Renovation (Yes / No)
187	Vannan Kulam	Poonakary	Mulankavil	Kariyalainagapaduavan	5.646	No
188	Uppu Vil Kulam	Poonakary		Nachchikkuda	393.383	No
189	Chinnakkonavalai Kulam	Poonakary		Mulankavil	2.839	No
190	Puthu Kaddu Murippu Kulam	Poonakary		Pallavarayankaddu	11.267	No
191	Nedun Kulam	Poonakary		Kiranchi	31.279	No
192	Pandi Veddu Kulam	Poonakary		Pallavarayankaddu	1324.523	No
193	Karampai Kaddu Kulam	Poonakary		Jayapuram South	122.328	No
194	Villai Veddi Kulam	Poonakary		Jayapuram South	5.931	No
195	Thevankattukulam	Poonakary		Jayapuram North	440.000	No
196	Kayamoddi Kulam	Poonakary		Jayapuram North	120.291	Yes
197	Adampa Moddai Kulam	Poonakary		Jayapuram North	15.017	No
198	Kiranchi Kuda Kulam	Poonakary		Ponnaveli	136.861	No
199	Olikaur Kulam	Poonakary		Ponnaveli	15.611	No
200	Chempan Moddai Kulam	Poonakary		Ponnaveli	5.590	No
201	Adampan Moddai Kulam	Poonakary		Jayapuram North	44.250	No
202	Sunnivil Kulam	Poonakary		Jayapuram North	147.159	No
203	Kuruvil Kulam	Poonakary		Jayapuram North	131.174	No

## Details of Minor (Ponds) Tanks

S. No	Name of Tank	DS Division	ASC Division	G.N Division	Capacity (Ac.ft)	Renovation (Yes / No)
204	Pirampodu Pallam Kulam	Poonakary	Mulankavil	Kiranchi	2.843	No
205	Pokkanai Kulam	Poonakary		Kiranchi	46.793	No
206	Nochchuvil Kulam	Poonakary		Ponnaveli	3.473	No
207	Thimirik Kulam	Poonakary		Ponnaveli	3.018	No
208	Kanchuravil Kulam	Poonakary		Ponnaveli	4.582	No
209	Vilanthi Moddai Kulam	Poonakary		Kiranchi	57.497	No
210	Keeri Moodai Kulam	Poonakary		Kiranchi	81.861	No
211	Neeravi Kulam	Poonakary		Kiranchi	1.003	No
212	Moddaiyan Kulam	Poonakary		Kiranchi	30.759	No
213	Thurumpa Thurai Kulam	Poonakary		Kiranchi	2.116	No
214	Vannan Thurai Kulam	Poonakary		Ponnaveli	7.639	No
215	Pippiiyai Pallam Kulam	Poonakary		Ponnaveli	18.041	No
216	Pippiiyai Kulam	Poonakary		Ponnaveli	6.070	No
217	Salampan Kulam	Poonakary		Ponnaveli	4.095	No
218	Koththan Moddai Kulam	Poonakary		Ponnaveli	2.828	No
219	Echcha Veli Kulam	Poonakary		Ponnaveli	2.681	No
220	Chekkaddy Kulam	Poonakary		Ponnaveli	1.901	No

## Details of Minor (Ponds) Tanks

S. No	Name of Tank	DS Division	ASC Division	G.N Division	Capacity (Ac.ft)	Renovation (Yes / No)
221	Keeri Kuda Kulam	Poonakary	Mulankavil	Ponnaveli	6.592	No
222	Yanai Seththa Kulam	Poonakary		Ponnaveli	10.512	No
223	Uppu Kerry Kulam	Poonakary		Ponnaveli	107.512	No
224	Valaippaddu Kulam	Poonakary		Ponnaveli	3.731	No
225	Poththan Thalvu Kulam	Poonakary		Ponnaveli	4.237	No
226	Mari Pirinchan Kulam	Poonakary		Ponnaveli	5.719	No
227	Punka Moddai Kulam	Poonakary		Ponnaveli	3.683	No
228	Ela Veli Kulam	Poonakary		Ponnaveli	76.811	No
229	Pala Moddai Kulam	Poonakary		Ponnaveli	0.581	No
230	Kaliyala Moddai Kulam	Poonakary		Ponnaveli	1.791	No
231	Velli Palla Kulam	Poonakary		Ponnaveli	15.133	No
232	Parappu Kiranchi Kulam	Poonakary		Kiranchi	210.618	No
233	Thuvara Moddai Kulam	Poonakary		Kariyalainagapaduwan	151.335	No
234	Eachcha Moddai Kulam	Poonakary		Kiranchi	1.456	No
235	Alarayan Thundi Kulam	Poonakary		Kiranchi	2.047	No
236	Alamoddai Kulam	Poonakary		Kiranchi	0.351	No
237	Thuvara Moddai Kulam	Poonakary		Kiranchi	1.524	No

## Details of Minor (Ponds) Tanks

S. No	Name of Tank	DS Division	ASC Division	G.N Division	Capacity (Ac.ft)	Renovation (Yes / No)
238	Marai Paitha Kulam	Poonakary	Mulankavil	Kiranchi	8.224	No
239	Marai Paintha Moddai Kulam	Poonakary		Kiranchi	0.306	No
240	Nochchi Moddai Kulam	Poonakary		Jayapuram North	20.232	No
241	Sinna Eththavil Kulam	Poonakary		Jayapuram North	46.442	No
242	Eththavil Kulam	Poonakary		Jayapuram North	342.007	No
243	Matha Moddai Kulam	Poonakary		Jayapuram North	62.312	No
244	Veeramoddai Kulam	Poonakary		Jayapuram North	6.321	No
245	Thikkuvil Kulam	Poonakary		Jayapuram North	759.753	No
246	Kali Moddai Kulam	Poonakary		Jayapuram South	126.643	No
247	Kat Kalappu Kulam	Poonakary		Kariyalainagapaduvan	2.079	No
248	Sinna Konavali Kulam	Poonakary		Mulankavil	13.798	No
249	Kachaikodipallam Kulam	Poonakary		Ponnaveli	0.516	No
250	Kayamoddai Kulam	Poonakary		Kariyalainagapaduvan	46.007	No
251	Nalaveli Kulam	Poonakary		Ponnaveli	79.591	No
252	Iranai Adampan Kulam	Poonakary		Kariyalainagapaduvan	14.662	No
253	Kavulal Kulam	Poonakary		Ponnaveli	5.409	No
254	Pei Koththi Moddai Kulam	Poonakary		Mulankavil	31.751	No

## Details of Minor (Ponds) Tanks

S. No	Name of Tank	DS Division	ASC Division	G.N Division	Capacity (Ac.ft)	Renovation (Yes / No)
255	Kavan Kulam	Poonakary	Mulankavil	Ponnaveli	1.670	No
256	Poovarasam Kulam	Poonakary		Nachchikkuda	8.235	No
257	Kaddu Kulam	Poonakary		Mulankavil	36.275	No
258	Pul Moddai Kulam	Poonakary		Mulankavil	52.683	No
259	Kunchara Paththai Kulam	Poonakary		Nachchikkuda	0.339	No
260	Thula Tharichcha Moddai Kulam	Poonakary		Nachchikkuda	3.212	No
261	Periya Kalappu Kulam	Poonakary		Nachchikkuda	4.309	No
262	Sinna Kalappu Kulam	Poonakary		Nachchikkuda	0.324	No
263	Karadi Kundu Kulam	Poonakary		Nachchikkuda	10.275	No
264	Kulamanikkan Moddai Kulam	Poonakary		Nachchikkuda	6.069	No
265	Olikkalappu Kulam	Poonakary		Nachchikkuda	2.166	No
266	Keeri Moddai Kulam	Poonakary		Kariyalainagapaduwan	3.607	No
267	Kinattadi Kulam	Poonakary		Kariyalainagapaduwan	19.802	No
268	Maruthady Kulam	Poonakary		Kariyalainagapaduwan	5.482	No
269	Suthanthirapura Kulam	Poonakary		Kariyalainagapaduwan	7.694	No
270	Kallampirai Kulam	Poonakary		Mulankavil	2.558	No
271	Anpu Pura Kulam	Poonakary		Mulankavil	9.937	No

## Details of Minor (Ponds) Tanks

S. No	Name of Tank	DS Division	ASC Division	G.N Division	Capacity (Ac.ft)	Renovation (Yes / No)
272	Mulankavil Kulam	Poonakary	Mulankavil	Mulankavil	5287.818	No
273	Konavil Kulam	Poonakary		Mulankavil	1416.129	No
274	Kathiravil Kulam	Poonakary		Mulankavil	969.536	No
275	Vannampam Kulam	Poonakary		Mulankavil	59.665	No
276	Thumpiruvil Kulam	Poonakary		Jayapuram North	174.952	No
277	Uppu Mavil Kulam	Poonakary		Ponnaveli	91.273	No
278	Thiruvam Thalvu Kulam	Poonakary		Ponnaveli	0.592	No
279	Veravil Kulam	Poonakary		Ponnaveli	572.017	No
280	Kovil Motha Kulam	Poonakary		Ponnaveli	6.588	No
281	Kiranchi Kulam	Poonakary		Ponnaveli	2.692	No
282	Minni Kulam	Poonakary		Ponnaveli	1.522	No
283	Palavi Kulam	Poonakary		Ponnaveli	0.584	No
284	Nagapaduwan Kulam	Poonakary		Pallavarayankaddu	1456.258	No
285	Aanai Pooddu Kulam	Poonakary		Pallavarayankaddu	1.446	No
286	Periya Kulam	Poonakary		Pallavarayankaddu	8.246	No
287	Kaddu Kulam	Poonakary		Mulankavil	5.813	No
288	Anaipaththan Kulam	Poonakary	Poonakary	Madduvilnadu East	210.865	No



## Details of Minor (Ponds) Tanks

S. No	Name of Tank	DS Division	ASC Division	G.N Division	Capacity (Ac.ft)	Renovation (Yes / No)
289	Uppu Kulam	Poonakary	Poonakary	Nallur	34.686	No
290	Thikarik Kulam	Poonakary		Gnanimadam	17.154	No
291	Pandikkulam	Poonakary		Gnanimadam	16.894	No
292	Periya Kulam	Poonakary		Nallur	0.366	No
293	Keerik Kulam	Poonakary		Nallur	8.248	No
294	Adampan Kulam	Poonakary		Nallur	0.272	No
295	Thamarai Kulam	Poonakary		Nallur	1.136	No
296	Pallan Kulam	Poonakary		Nallur	288.269	No
297	Vankkerny Kulam	Poonakary		Nallur	1.223	No
298	Slankaddy Kulam	Poonakary		Nallur	0.795	No
299	Sinna Kulam	Poonakary		Pallikuda	2.636	No
300	Ulavu Koduththan Kulam	Poonakary		Pallikuda	49.024	No
301	Pirankalin Kulam	Poonakary		Pallikuda	38.633	No
302	Pallik Kulam	Poonakary		Pallikuda	1.913	No
303	Koduthavil Kulam	Poonakary		Alankerni	80.710	No
304	Nadu Koduthavil Kulam	Poonakary		Alankerni	101.194	No
305	Moolai Koduthavil Kulam	Poonakary		Alankerni	49.327	No

## Details of Minor (Ponds) Tanks

S. No	Name of Tank	DS Division	ASC Division	G.N Division	Capacity (Ac.ft)	Renovation (Yes / No)
306	Marukkaran Kaddu Kulam	Poonakary	Poonakary	Alankerni	258.624	No
307	Poovalik Metkku Kulam	Poonakary		Alankerni	174.630	No
308	Poovalik Kilakku Kulam	Poonakary		Nallur	224.351	No
309	Sella Kuru Vayal Kulam	Poonakary		Nallur	7.992	No
310	Kunchanai Vilunthan Naya Moddai Kulam	Poonakary		Nallur	3.963	No
311	Addai Kulam	Poonakary		Nallur	5.088	No
312	Kunchu Kayaval Kulam	Poonakary		Nallur	23.931	No
313	Muliyampan Kulam	Poonakary		Nallur	101.809	No
314	Kunchanai Vilunthan Kulam	Poonakary		Nallur	13.960	No
315	Nanchunda Kaddu Kulam	Poonakary		Nallur	5.861	No
316	Kudamuruddy Kulam	Poonakary		Nallur	891.532	No
317	Iyanar Kovil Kulam	Poonakary		Pallikuda	49.440	No
318	Iyanar Kovil Kulam	Poonakary		Pallikuda	39.477	No
319	Ural Podda Moddai Kulam	Poonakary		Pallikuda	1.339	No
320	Uppu Moddai Kulam-2	Poonakary		Pallikuda	0.710	No
321	Naval Moddai Kulam-2	Poonakary		Pallikuda	0.483	No
322	Makkana Moddai Kulam	Poonakary		Pallikuda	3.072	No

## Details of Minor (Ponds) Tanks

S. No	Name of Tank	DS Division	ASC Division	G.N Division	Capacity (Ac.ft)	Renovation (Yes / No)
323	Panaiyady Moddai Kulam	Poonakary	Poonakary	Pallikuda	7.190	No
324	Naran Thalvu Kulam	Poonakary		Pallikuda	6.347	No
325	Vaddathalvu Kulam	Poonakary		Paramankirai	1.684	No
326	Chempan Kulam	Poonakary		Paramankirai	21.077	No
327	Paravai Kulam	Poonakary		Madduvilnadu West	0.719	No
328	Marakkan Pallam Kulam	Poonakary		Gnanimadam	1.673	No
329	Mailankaddu Kulam	Poonakary		Madduvilnadu West	0.517	No
330	Koddai Kulam	Poonakary		Madduvilnadu West	14.413	No
331	Kadayar Kulam	Poonakary		Kollakuruchchi	2.003	No
332	Kaddai Kaddu Kulam	Poonakary		Madduvilnadu East	3.978	No
333	Kakam Pichchi Kulam	Poonakary		Madduvilnadu East	0.098	No
334	Pallan Kulam	Poonakary		Gnanimadam	0.750	No
335	Muthalai Palla Kulam	Poonakary		Kollakuruchchi	0.085	No
336	Sinna Vannan Kulam	Poonakary		Kollakuruchchi	3.578	No
337	Koddi Moddai Kulam	Poonakary		Cheddiakurichchi	13.615	No
338	Ilanthai Kulam	Poonakary		Cheddiakurichchi	15.825	No
339	Kalppana Moddai Kulam	Poonakary		Cheddiakurichchi	2.620	No

## Details of Minor (Ponds) Tanks

S. No	Name of Tank	DS Division	ASC Division	G.N Division	Capacity (Ac.ft)	Renovation (Yes / No)
340	Kunchan Moddai Kulam	Poonakary	Poonakary	Cheddiakurichchi	0.132	No
341	Arumukaththan Kulam	Poonakary		Cheddiakurichchi	0.059	No
342	Moddai Kulam	Poonakary		Cheddiakurichchi	0.326	No
343	Vanpidy Kulam	Poonakary		Gnanimadam	4.436	No
344	Kunduk Korai Kulam	Poonakary		Gnanimadam	0.083	No
345	Maruthan Kulam	Poonakary		Gnanimadam	2.258	No
346	Madaththady Kulam	Poonakary		Gnanimadam	0.382	No
347	Kanthatasamy Kovilady Kulam	Poonakary		Gnanimadam	0.228	No
348	Thettku Thalai Kulam	Poonakary		Gnanimadam	0.162	No
349	Vadakku Thalai Kulam	Poonakary		Gnanimadam	0.592	No
350	Nagathevan Thurai Kulam	Poonakary		Gnanimadam	10.672	No
351	Kunchu Kulam	Poonakary		Kowtharimunai	2.517	No
352	Aruku Veli Kulam	Poonakary		Kowtharimunai	2.008	No
353	Kalik Kulam	Poonakary		Kowtharimunai	11.748	No
354	Kampik Kulam	Poonakary		Kowtharimunai	25.907	No
355	Kaththavarayar Kulam	Poonakary		Gnanimadam	110.084	No
356	Vannan Kulam	Poonakary		Gnanimadam	25.516	No

## Details of Minor (Ponds) Tanks

S. No	Name of Tank	DS Division	ASC Division	G.N Division	Capacity (Ac.ft)	Renovation (Yes / No)
357	Uiyan Kulam	Poonakary	Poonakary	Gnanimadam	10.294	No
358	Kilaviya Kulam	Poonakary		Madduvilnadu East	40.352	Yes
359	Piraman Thalvu Kulam	Poonakary		Kollakuruchchi	13.764	No
360	Sorik Kulam	Poonakary		Kollakuruchchi	25.492	No
361	Kaddu Kathai Kulam	Poonakary		Alankerni	1869.488	No
362	Anna Thevanvayal Sinna Kulam	Poonakary		Nallur	0.807	No
363	Adampanmoddai Kulam	Poonakary		Nallur	13.418	No
364	Kanthaiya Moddai Kulam	Poonakary		Nallur	25.807	No
365	Kavai Kulam	Poonakary		Kollakuruchchi	98.717	Yes
366	Eruthuval Piddy Kulam	Poonakary		Cheddiakurichchi	2.404	Yes
367	Vadda Kiranchi Kulam	Poonakary		Gnanimadam	47.728	No
368	Thalak Kulam	Poonakary		Madduvilnadu West	29.327	No
369	Metkku Kiranchi Kulam	Poonakary		Gnanimadam	13.377	No
370	Kilakku Kiranchi Kulam	Poonakary		Gnanimadam	21.017	No
371	Paththinik Kaddu Kulam	Poonakary		Madduvilnadu East	17.378	No
372	Kavai Kulam	Poonakary		Alankerni	59.655	No
373	Putuaddamoddai Kulam	Poonakary		Alankerni	12.806	No

## Details of Minor (Ponds) Tanks

S. No	Name of Tank	DS Division	ASC Division	G.N Division	Capacity (Ac.ft)	Renovation (Yes / No)
374	Tayikattu Kulam	Poonakary	Poonakary	Nallur	56.508	No
375	Malappu Kulam	Poonakary		Nallur	3125.669	No
376	Turimipamoddai Kulam	Poonakary		Alankerni	20.723	No
377	Valayakudiyiruppmoddai Kulam	Poonakary		Alankerni	22.982	No
378	Alan Keni Kulam	Poonakary		Kollakuruchchi	93.623	No
379	Poo Kulam	Poonakary		Nallur	222.164	No
380	Alan Kulam	Poonakary		Madduvilnadu West	41.264	No
381	Palli Kulam	Poonakary		Pallikuda	25.703	No
382	Nerunchu Moddai Kulam	Poonakary		Pallikuda	7.568	No
383	Thalak Kulam	Poonakary		Kollakuruchchi	42.772	No
384	Kavai Kulam	Poonakary		Kollakuruchchi	102.557	No
385	Periya Vannan Kulam	Poonakary		Nallur	182.260	No
386	Empuvan Kulam	Poonakary		Alankerni	369.817	No
387	Theerik Kulam	Poonakary		Pallikuda	21.463	No
388	Periya Kulam	Poonakary		Pallikuda	63.128	No
389	Vannan Kulam	Poonakary		Pallikuda	35.113	No
390	Kovil Odai Kulam	Poonakary		Pallikuda	3.673	No

## Details of Minor (Ponds) Tanks

S. No	Name of Tank	DS Division	ASC Division	G.N Division	Capacity (Ac.ft)	Renovation (Yes / No)
391	Iranai Moddai Kulam	Karaichchi	Uruththirapuram	Urithirapuram North	0.762	No
392	Neelan Tharai Kulam	Karaichchi		Urithirapuram North	0.747	No
393	Kaddu Kulam	Karaichchi		Urithirapuram North	7.703	No
394	Karaivadi Kulam	Karaichchi		Urithirapuram North	2.080	No
395	Panaininra Kulam	Karaichchi		Urithirapuram North	93.315	No
396	Ithiyady Kulam	Karaichchi		Urithirapuram North	0.566	No
397	Porikadavai Kulam	Karaichchi	Uruththirapuram	Urithirapuram North	0.929	No
398	Kali Kovil Kulam	Karaichchi		Urithirapuram North	0.803	No
399	Chorikeni Kulam	Karaichchi		Urithirapuram North	4.397	No
400	Serukkan Kulam	Karaichchi		Urithirapuram North	13.932	No
401	Kodialyan Kulam	Karaichchi		Urithirapuram North	6.458	No
402	Pana Kanda Kulam	Karaichchi		Urithirapuram North	15.074	No
403	Sukanottu Kulam	Karaichchi		Urithirapuram North	12.906	No
404	Kattukulam	Karaichchi		Uruthirapuram	10.083	No
405	Sampu Kulam	Kandawalai	Ramanathapuram	Kalmadunagar	102.391	No
406	Villu Kulam	Kandawalai		Kalmadunagar	6.274	No
407	Pillayar Kulam	Kandawalai		Kalmadunagar	7.964	Yes

## Details of Minor (Ponds) Tanks

S. No	Name of Tank	DS Division	ASC Division	G.N Division	Capacity (Ac.ft)	Renovation (Yes / No)
408	Iraddai Panai Kulam	Kandalwai	Ramanathapuram	Kalmaidunagar	66.806	No
409	Moolikai Kulam	Karaichchi		Ramanathapuram	137.116	No
410	Mammil Kulam	Karaichchi		Mayavanoor	193.368	No
411	Nochchi Kulam	Karaichchi		Mayavanoor	16.141	No
412	Pillayar Kulam	Karaichchi		Mavadyamman	5.647	No
413	Kunchu Meeshan Kulam	Karaichchi		Mayavanoor	13.005	No
414	Pendukal Moddai Kulam	Karaichchi		Mavadyamman	1.258	No
415	Paruvathan Kulam	Karaichchi	Akkrayankulam	Vannerikulam	32.656	No
416	Itthi Moddai Kulam	Karaichchi		Vannerikulam	53.408	No
417	Janamuththan Kulam	Karaichchi	Akkrayankulam	Vannerikulam	10.687	No
418	Kidachchi Kulam	Karaichchi		Anaivilunthankulam	10.142	No
419	Parayan Kulam	Karaichchi		Vannerikulam	91.204	No
420	Puthu Kulam	Karaichchi		Vannerikulam	35.904	No
421	Naththai Pillam Kulam	Karaichchi		Vannerikulam	27.826	No
422	Vannar Adampan Kulam	Karaichchi		Vannerikulam	66.287	No
423	Pidari Palla Kulam	Karaichchi		Vannerikulam	13.985	No
424	Akkaddi Moddai Kulam	Karaichchi		Vannerikulam	13.985	No



## Details of Minor (Ponds) Tanks

S. No	Name of Tank	DS Division	ASC Division	G.N Division	Capacity (Ac.ft)	Renovation (Yes / No)
425	Ural Podda Moddai Kulam	Karaichchi	Akkarayankulam	Anaivilunthankulam	33.285	No
426	Union Kulam	Karaichchi		Kannagaipuram	77.316	No
427	Sanmuganathan Kulam	Karaichchi		Kannagaipuram	13.698	No
428	Konaviil Kulam	Karaichchi		Kannagaipuram	31.000	No
429	Pillayar Moddai Kulam	Karaichchi		Skandapuram	2.648	No
430	Puli Thukki Kulam	Karaichchi		Vannerikulam	112.568	No
431	Kanganimoddai Kulam	Karaichchi		Vannerikulam	13.398	No
432	Amma Kulam	Karaichchi		Kannagaipuram	23.235	No
433	Pakkiyanathan Kulam	Karaichchi		Anaivilunthankulam	55.881	No



# Livestock



Table:- 4.2.1

**Basic Details of Livestock in Kilinochchi District - 31.12.2019**

Institutions	Unit	Total Number
Range	Nos	4
Deputy Director's Office	Nos	1
District Veterinary Surgeon's Office	Nos	0
Veterinary Surgeon's Office	Nos	4
Regional Livestock Farm	Nos	0
Regional Training Center	Nos	1
Veterinary Hospital	Nos	0
Artificial Insemination Center	Nos	0
Bull Calf Rearing Center	Nos	0
Production		
Population of Neat Cattle	Cross Bred	24,544
	Local	26,152
Population of Buffaloes	Cross Bred	863
	Local	1,863
Population of Goats	Cross Bred	7,560
	Local	11,004

Source : Department of Animal Production &amp; Health, Kilinochchi.

Table:- 4.2.2

**Basic Details of Livestock in Kilinochchi District - 31.12.2019**

Basic Information	Unit	Total
Population of Poultry	Nos	227,517
Artificial Insemination - Cattle	Nos	2,768
Artificial Insemination - Goat	Nos	198
Cattle Vaccination - FMD	Nos	15,762
Cattle Vaccination - BQ	Nos	28
Poultry Vaccination - Ranikhet	Nos	340,475
Poultry Vaccination - Gumboro	Nos	153,100
Poultry Vaccination - Fowl Pox	Nos	78,370
Milk Production ( Cow, Buffalo, Goat)	Lit/day	419,154
Milk Collection center	Nos	30
Egg Production	Nos/day	647,400
Meat Production (Beef, Mutton,Chicken)	Kg/day	109,656
Cattle Farm Families ( <5,6-10,11-25,26-50, 51-100,>101 )		4,310
Buffalo Farm Families ( <5,6-10,11-25,26-50, 51-100,>101 )		77
Goat Farm Families ( <5,6-10,11-25,26-50,>50 )		651
Poultry Farm Families (<25,26-50, 51-100, 101-500,501-1000,>1000)		7,914

Source : Department of Animal Production &amp; Health, Kilinochchi.

Table:- 4.2.3

## Livestock Statistics, Kilinochchi District - 2013 - 2019

Kind of Livestock		2013	2014	2015	2016	2017	2018	2019
Neat Cattle	Milk at Present	5,882	6,165	11,759	9,754	17,122	10,474	14,910
	Cows	21,398	21,410	18,020	13,274	21,358	18,533	21,866
		Calves (Age 2 Years)	2,893	3,210	3,475	3,798	5,000	5,641
	Bulls	2,399	2,450	4,373	3,650	2,187	3,605	3,528
		Other Bulls	4,037	1,708	4,214	3,943	2,810	4,725
Goats	He	1,929	2,132	3,840	4,767	4,101	3,199	4,710
	She	4,776	4,845	6,115	7,377	14,458	14,186	13,812
Sheep		12	10	0	60	75	138	72
Ducks		0	35	0	285	735	584	748
Poultry	Laying hens	44,000	43,930	23,372	32,920	62,130	85,096	77,952
	Others	146,000	147,694	269,231	296,510	186,565	208,042	193,397
Pigs		0	60	110	265	568	581	759

Source : Department of Animal Production &amp; Health, Kilinochchi.

Table:- 4.2.4

### Average Annual Milk Production, Kilinochchi District 2018 - 2019

No	DS Division	2018	2019
1	Karachchi	4,024,820	2,786,360
2	Kandawalai	902,880	797,288
3	Poonakary	621,000	624,875
4	Pachchilaipalli	181,440	138,444
<b>Total</b>		<b>5,730,140</b>	<b>4,346,967</b>

Source: Department of Animal Production & Health, Kilinochchi

Table:- 4.2.5

### Average Annual Egg Production 2018 - 2019

No	DS Division	2018	2019
1	Karachchi	2,248,300	3,852,700
2	Kandawalai	1,076,550	174,000
3	Poonakary	3,095,400	2,630,550
4	Pachchilaipalli	548,200	220,195
<b>Total</b>		<b>6,968,450</b>	<b>6,877,445</b>

Source: Department of Animal Production & Health, Kilinochchi



TABLE : 4.2.6

### Details of Immunisation DS Division Wise 2015 ,2016, 2017, 2018 & 2019

Details	Year	A.G.A Division				Total
		Karachchi	Kandawalai	Poonakary	Pachchilaipalli	
Ranikhet	2015	45,200	86,080	42,510	19,050	192,840
	2016	75,800	71,120	21,400	32,100	200,420
	2017	138,100	21,200	55,890	25,000	240,190
	2018	155,300	16,300	67,750	35,400	274,750
	2019	176,000	67,400	45,380	61,415	350,195
FOW / POX	2015	26,000	27,685	19,930	11,700	85,315
	2016	20,000	28,090	5,190	15,000	68,280
	2017	32,400	7,200	3,210	1,370	44,180
	2018	38,450	1,600	6,180	8,605	54,835
	2019	50,900	2,500	16,570	27,600	97,570
Gumbora	2015	48,000	45,425	30,700	19,000	143,125
	2016	30,400	36,000	14,010	8,360	88,770
	2017	61,700	32,000	14,560	2,500	110,760
	2018	8,030	0	10,440	27,100	45,570
	2019	96,300	3,000	21,200	32,600	153,100
H.S	2015	0	0	0	0	0
	2016	0	0	0	0	0
	2017	0	0	0	0	0
	2018	0	0	0	0	0
	2019	1,200	0	594	660	2,454
Dispensary Cases	2015	2,037	1,913	2,918	420	7,288
	2016	3,701	2,240	5,944	269	12,154
	2017	5,703	946	9,098	7624	23,371
	2018	27,758	702	6,167	8420	43,047
	2019	27,743	2,883	9,241	20248	60,115
Field Cases	2015	2,427	663	889	1,232	5,211
	2016	2,817	2,510	667	2,306	8,300
	2017	2,571	1,159	822	3,094	7,646
	2018	12,270	880	664	907	14,721
	2019	12,367	2,534	999	2,077	17,977

## Distribution of Breeding Materials in 2016 - 2019

Table : 4.2.7

Division	V.S Kilinochchi				V.S Poonagari				V.S Kandawalai				V.S Pachchilaipalli			
	2016	2017	2018	2019	2016	2017	2018	2019	2016	2017	2018	2019	2016	2017	2018	2019
Heifer/Cows	4	12	13	6	-	4	10	3	102	2	2	3	-	31	20	-
Bulls	2	14	4	1	-	3	6	2	4	-	7	2	-	2	-	-
Rabbits	-	-	-	-	-	-	-	-	-	-	-	-	-	-	-	-
Cockerels	-	-	-	-	-	-	-	-	-	-	-	-	-	-	-	-
Pullets	-	-	-	-	-	-	-	-	2,820	480	-	-	-	-	-	-
Broilers	-	-	-	-	-	-	-	-	-	-	-	-	-	-	-	-
Ducklings	-	-	-	-	-	-	-	-	-	-	-	-	-	-	-	-
Jersey	-	-	-	-	-	-	-	-	-	-	-	-	-	-	-	-
Backyard	3,720	2,190	908	-	460	2,395	1,888	2,180	-	-	950	2,840	-	1556	542	555
Goat	-	2	22	3	5	-	9	4	-	5	28	10	-	5	8	3
		6	2	134	6	-	10	4	16	21	22	102	24	54	28	25

Note:- V.S - Veterinary Surgeon

Table:- 4.2.8

### Number of Animal Immunized against Diseases and Year 2014 - 2019

No	Diseases	2014	2015	2016	2017	2018	2018
1	Ranikhet	190,396	192,840	200,420	240,190	213,775	350,195
2	Fowl Pox	63,006	85,315	68,280	44,180	54,835	97,570
3	Hemorrhage	-	-	-	-	-	-
4	Sephsemia	-	-	-	-	-	-
5	Foot and Mouth	17,222	16,413	19,739	22,256	20,165	15,762
6	Disesse	5,822	13,445	19,685	14,661	-	28
7	Black Quarter	6,283	7,288	12,154	23,371	43,047	60,115
8	Dispensary Cases	3,389	5,211	8,300	7,646	14,721	17,977
9	Field Cases	-	-	-	-	-	-
10	Rinderpest	-	-	-	-	-	-

Table:- 4.2.9

### Animal Health Extension and Breeding Services, Kilinochchi District

Table:- 4.2.9.1

#### A. Number of Artificial Inseminations 2016-2018

No	Veterinary Surgeons Division	2017		2018		2019	
		Cattle	Goat	Cattle	Goat	Cattle	Goat
1	Kilinochchi	3133	299	2221	267	1859	159
2	Kandawalai	1054	69	896	10	765	27
3	Poonakary	526	28	119	6	13	-
4	Pachchilaipalli	244	29	157	9	115	4
<b>Total</b>		<b>4957</b>	<b>425</b>	<b>3393</b>	<b>292</b>	<b>2752</b>	<b>190</b>

Source: Department of Animal Production &amp; Health, Kilinochchi

Table:- 4.2.9.2

#### B. Immunization 2011

No	Veterinary Surgeons Division	2011				
		Ranikhet	Fowl Pox	Hemorrag e Sephsemia	Dispensary Case	Field Case
1	Kilinochchi	125750	28500	16280	668	24
2	Kandawalai	39480	24420	12808	445	639
3	Poonakary	15935	2345	7244	687	208
4	Pachchilaipalli	0	0	0	0	0
<b>Total</b>		<b>181165</b>	<b>55265</b>	<b>36332</b>	<b>1800</b>	<b>871</b>

Table:- 4.2.9.3

**C.Immunization 2012**

No	Veterinary Surgeons Division	2012				
		Ranikhet	Fowl Pox	Hemorrhage Sepsisemia	Dispensary Case	Field Case
1	Kilinochchi	85,500	38,300	10,107	891	370
2	Kandawalai	15,000	11,450	17,661	247	176
3	Poonakary	25,745	8,915	9,150	453	128
4	Pachchilaipalli	7,410	5,150	1,582	273	129
<b>Total</b>		<b>133,655</b>	<b>63,815</b>	<b>38,500</b>	<b>1,864</b>	<b>803</b>

Table:- 4.2.9.4

**D.Immunization 2013**

No	Veterinary Surgeons Division	2013				
		Ranikhet	Fowl Pox	Hemorrhage Sepsisemia	Dispensary Case	Field Case
1	Kilinochchi	54,000	24,000	-	1,076	419
2	Kandawalai	33,332	12,814	-	375	189
3	Poonakary	28,265	6,030	-	929	237
4	Pachchilaipalli	5,675	1,550	-	398	612
<b>Total</b>		<b>121,272</b>	<b>44,394</b>	<b>-</b>	<b>2,778</b>	<b>1,350</b>

Table:- 4.2.9.5

**E.Immunization 2014**

No	Veterinary Surgeons Division	2014				
		Ranikhet	Fowl Pox	Hemorrhage Sepsisemia	Dispensary Case	Field Case
1	Kilinochchi	91,900	25,350	-	1,285	906
2	Kandawalai	40,910	8,730	-	1,405	416
3	Poonakary	32,850	24,990	-	2,826	951
4	Pachchilaipalli	24,736	3,936	-	767	1,116
<b>Total</b>		<b>190,396</b>	<b>63,006</b>	<b>-</b>	<b>6,283</b>	<b>3,389</b>

Table:- 4.2.9.6

**F.Immunization 2015**

No	Veterinary Surgeons Division	2015				
		Ranikhet	Fowl Pox	Hemorrhage Sepsis	Dispensary Case	Field Case
1	Kilinochchi	45,200	26,000	-	2,037	2,427
2	Kandawalai	86,080	27,685	-	1,913	663
3	Poonakary	42,510	19,930	-	2,918	889
4	Pachchilaipalli	19,050	11,700	-	420	1,232
<b>Total</b>		<b>192,840</b>	<b>85,315</b>	<b>-</b>	<b>7,288</b>	<b>5,211</b>

Table:- 4.2.9.7

**G.Immunization 2016**

No	Veterinary Surgeons Division	2016				
		Ranikhet	Fowl Pox	Hemorrhage Sepsis	Dispensary Case	Field Case
1	Kilinochchi	75,800	20,000	-	3,701	2,817
2	Kandawalai	71,120	28,090	-	2,240	2,510
3	Poonakary	21,400	5,190	-	5,944	667
4	Pachchilaipalli	32,100	15,000	-	269	2,306
<b>Total</b>		<b>200,420</b>	<b>68,280</b>	<b>-</b>	<b>12,154</b>	<b>8,300</b>

Table:- 4.2.9.8

**H.Immunization 2017**

No	Veterinary Surgeons Division	2017				
		Ranikhet	Fowl Pox	Hemorrhage Sepsis	Dispensary Case	Field Case
1	Kilinochchi	138,100	32,400	-	5,703	2,571
2	Kandawalai	21,200	7,200	-	946	1,159
3	Poonakary	55,890	3,210	-	9,098	822
4	Pachchilaipalli	25,000	1,370	-	7,624	3,094
<b>Total</b>		<b>240,190</b>	<b>44,180</b>	<b>-</b>	<b>23,371</b>	<b>7,646</b>

Table:- 4.2.9.9

**I.Immunization 2018**

No	Veterinary Surgeons Division	2018				
		Ranikhet	Fowl Pox	Hemorrhage Sepsisemia	Dispensary Case	Field Case
1	Kilinochchi	155,300	38,450	-	27,758	12,270
2	Kandawalai	16,300	1,600	-	702	880
3	Poonakary	6,775	6,180	-	6,167	664
4	Pachchilaipalli	35,400	8,605	-	8,420	907
<b>Total</b>		<b>213,775</b>	<b>54,835</b>	<b>-</b>	<b>43,047</b>	<b>14,721</b>

Table:- 4.2.9.10

**I.Immunization 2019**

No	Veterinary Surgeons Division	2019				
		Ranikhet	Fowl Pox	Hemorrhage Sepsisemia	Dispensary Case	Field Case
1	Kilinochchi	176,000	50,900	-	27,743	12,367
2	Kandawalai	67,400	2,500	-	2,883	2,534
3	Poonakary	45,380	16,570	-	9,241	999
4	Pachchilaipalli	61,415	27,600	-	20,248	2,077
<b>Total</b>		<b>350,195</b>	<b>97,570</b>	<b>-</b>	<b>60,115</b>	<b>17,977</b>

Source: Department of Animal Production &amp; Health, Kilinochchi

Table:- 4.2.10

### Details of Milk, Meat Production in Kilinochchi District (2000 - 2018)

Year	Milk (Litre) (Average per Month)	Beef (Kg) (Average per Month)	Mutton (Kg) (Average per Month)	Chicken (Kg) (Average per Month)
2001	15,700	50,000	3,000	6,500
2002	18,650	100,000	3,500	7,000
2003	24,300	150,000	4,000	14,000
2004	27,600	20,000	5,000	15,000
2005	30,640	250,000	6,500	16,000
2006	34,010	300,000	80,000	18,000
2007	35,650	325,000	10,000	2,000
2010	30,000	1,500	410	845
2011	120,000	15,000	5,000	50,000
2012	198,000	30,000	6,000	63,000
2013	199,350	70,000	6,540	73,200
2014	182,400	54,000	7,200	87,900
2015	335,140	17,925	4,420	87,505
2016	362,347	16,868	7,615	85,508
2017	476,530	24,132	11,404	118,365
2018	477,500	24,530	11,500	130,885
2019	419,154	30,320	5,326	74,010

Source: Department of Animal Production & Health, Kilinochchi

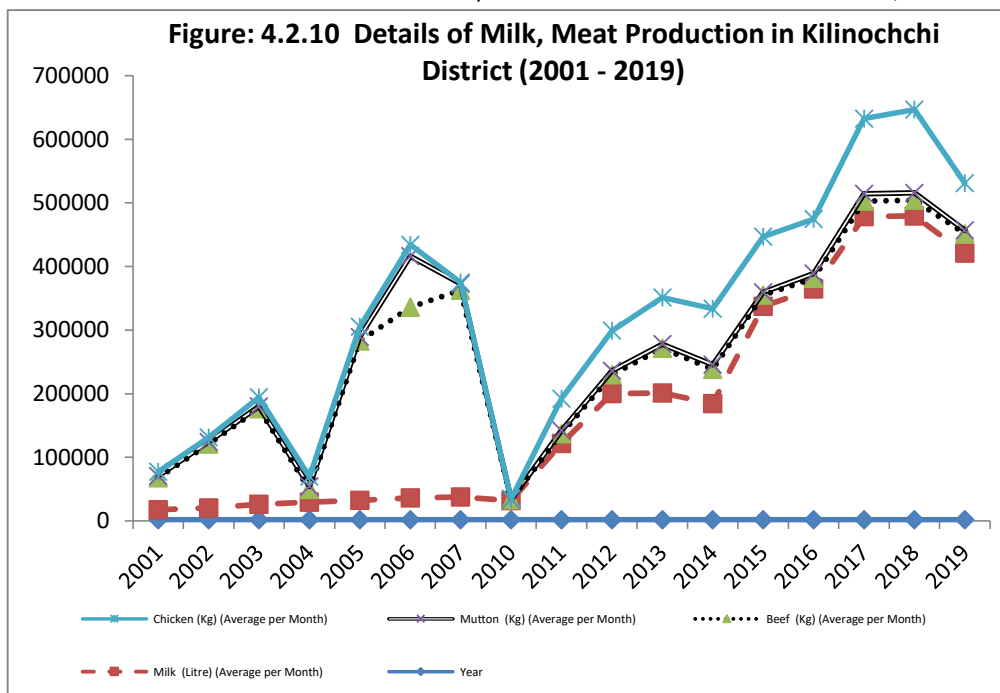


Table : 4.2.11

**Livestock Statistics in Kilinochchi District - 2019**

Divisional Secretariat	Neat Cattle			Buffaloes	Goats		Poultry			Broiler Chicken	
	Milk	Other	Bulls		Calves	He	She	Cockerals	Laying		Others
Karachchi	3,524	2,058	943	6,566	1,495	1,784	1,607	22,406	55,664	47,734	7,920
Kandawalai	5,729	2,525	5,050	4,882	430	1,620	1,100	5,600	6,400	11,650	1,400
Pachchilaipalli	855	2,410	483	1,950	36	501	350	11,100	5,100	4,900	12,575
Poonakary	4,802	1,700	2,700	4,518	765	805	855	3,450	10,650	8,200	11,630
<b>Total</b>	<b>14,910</b>	<b>8,693</b>	<b>9,176</b>	<b>17,916</b>	<b>2,726</b>	<b>4,710</b>	<b>3,912</b>	<b>42,556</b>	<b>77,814</b>	<b>72,484</b>	<b>33,525</b>

Source; Govt. Veterinary Surgeon, Karachchi/Poonakary

Table: 4.2.12

**Livestock Statistics in Kilinochchi District 2011-2018**

Year	Neat Cattle				Buffaloes	Goats			Poultry			Broiler Chicken
	Milking Cows	Other	Bulls	Calves		He	She	Cockerels	Laying	Other		
2011	10,815	11,318	3,657	9,980	960	1,344	2,641	54,459	111,058	22,453	10,583	
2012	5812	21301	4032	5766	975	1929	4730	16340	43020	102865	17390	
2013	5,937	21,438	4,037	5,899	985	1,929	4,776	7,955	44,000	125,535	12,510	
2014	6,165	21,410	4,158	5,996	902	2,132	4,845	9,230	43,930	99,799	38,665	
2015	11,759	18,020	4,214	7,848	893	3,840	6,115	51,823	23,372	217,408	1,055,610	
2016	9,754	13,274	3,943	7,448	911	4,767	7,377	82,800	32,920	197,600	98,910	
2017	17,122	21,358	2,860	7,137	2,002	4,101	14,458	38,845	62,130	77,069	70,651	
2018	10,474	19,168	4,237	9,099	2,053	3,199	14,182	55,550	85,096	116,889	35,603	
2019	14,910	8,693	9,176	17,916	2,726	4,710	3,912	42,556	77,814	72,484	33,525	

Source:- Govt. Veterinary Surgeon, Karachchi/Poonakary



Table: 4.2.13

**Staff Details of office at the Veterinary Surgeon, Kilinochchi - 2019**

S.N	Name of Centre	Present Cadre								Additional Requirement							
		Deputy Director	Veterinary surgeon	Livestock Development Officer	Livestock Development Officer trainee	Development Officer	Public Service Management Assistant	Driver	Dispensary Labour	Departmental Labour	Veterinary surgeon	Livestock Development Officer	Development Officer	Public Service Management Assistant	Driver	Dispensary Labour	Departmental Labour
1	Deputy Director's Office	1	1	5	1	3	1	-	1	1	-	1	2	-	-	1	1
2	Veterinary surgeon Office, Kilinochchi	-	2	2	-	-	1	1	1	1	-	2	-	-	1	1	1
3	Veterinary surgeon Office, Poonakary	-	1	1	-	-	1	1	1	-	1	1	1	-	1	2	2
4	Veterinary surgeon Office, Kandawalai	-	2	1	2	-	1	2	1	-	1	1	1	-	-	2	2
5	Veterinary surgeon Office, Pallai	-	2	1	-	-	1	-	1	-	1	1	1	-	2	1	1
6	Regional Training Centre, Ariviyalagar, Kilinochchi	-	1	1	-	-	1	2	1	-	1	-	-	-	-	1	1
<b>Total</b>		<b>1</b>	<b>9</b>	<b>11</b>	<b>3</b>	<b>3</b>	<b>6</b>	<b>6</b>	<b>4</b>	<b>1</b>	<b>7</b>	<b>5</b>	<b>1</b>	<b>0</b>	<b>4</b>	<b>8</b>	

District Veterinary Surgeon, Dept. of Animal Production &amp; Health , Kilinochchi



# Irrigation



Table :-4.3.1

**Basic Details of Irrigation in Kilinochchi District- 31.12.2019**

Basic Information	Unit	Total Number
Deputy Director (DD) Range Office	Nos	1
Irrigation Engineer (IE) Range	Nos	1
Soil laboratory	Nos	1
Hydrological Research Center	Nos	-
Irrigation roads	Km	382.177
Major Scheme (Central)	Nos	-
Major Scheme (Provincial )	Nos	4
Medium Scheme (Central ) -	Nos	-
Medium Scheme (Provincial ) -Tank/Anicuts	Nos	5
Minor Tank - (Tank Anicuts)	Nos	435
Total irrigable area - Major (Provincial)	Ha	12600.80
Total irrigable area - Medium(Provincial)	Ha	1156.10
Drainage scheme	Nos	-
Salt Water Exclusion Scheme	Nos	-
Lagoon Scheme	Nos	-

Source: Deputy Director of Irrigation, Kilinochchi

Table:4.3.2

### Monthly Rainfall in Kilinochchi District - 2001 - 2018

MONTH/ YEAR	Station No:01 - Iranaimadhu In mm			Station No:02 - Akkarayan In mm			Station No:03 - Kariyalainagapaduwan In mm			D - No. of Days Rain			
	January (mm Day)	February (mm Day)	March (mm Day)	April (mm Day)	May (mm Day)	June (mm Day)	July (mm Day)	August (mm Day)	September (mm Day)	October (mm Day)	November (mm Day)	December (mm Day)	Total (mm)
<b>2001</b>													
Station No:01	133.61 (7)	-	-	121.14(8)	18.8(1)	45.97 (2)	-	17.27(1)	19.05(2)	137.16(10)	93.22(7)	504.7(17)	1091.00
Station No:02	248.3 (8)	5.1 (1)	-	333.8(15)	35.56(1)	61.7 (2)	19.0 (1)	29.0(1)	31.2(2)	211.4(9)	203.1(9)	785.5(15)	1963.66
Station No:03	153.5 (5)	26.0 (2)	-	450.5(11)	47.4 (3)	127.1(3)	13.71(1)	24.0(1)	-	110.7(5)	200.4(8)	781.8(16)	1935.00
<b>2002</b>													
Station No:01	6.24 (4)	78.99 (2)	17.1 (1)	46.46(4)	15.24(3)	5.34(2)	-	-	-	67.06(8)	170.13(13)	354.31(14)	798.50
Station No:02	131.4 (5)	152.2 (3)	-	158.9(10)	4.26(2)	14.5(2)	-	-	16.3(1)	115.8(7)	308.81(13)	354.31(14)	1256.48
Station No:03	82.75 (5)	208.2 (3)	17.1 (1)	450.8(13)	-	-	-	-	-	68.92(9)	-	598.0(17)	1425.77
<b>2003</b>													
Station No:01	97.78 (5)	90.17 (2)	16.26 (1)	27.43(5)	24.38 (1)	-	98.03(3)	56.89(6)	6.35(1)	42.67(6)	634.42(22)	33.51(4)	1119.50
Station No:02	97.7 (5)	106.7 (2)	63.00 (2)	40.6 (1)	160.9 (3)	-	68.6(3)	76.4 (4)	-	145.5(3)	442.27(19)	54.6(2)	1256.27
Station No:03	222.0 (9)	-	-	-	-	-	-	-	-	27.0(2)	545.4(17)	129.0(7)	923.00

Table:4.3.2

**Monthly Rainfall in Kilinochchi District - 2001 - 2018**

MONTH/ YEAR	Station No:03 - Kariyalainagapaduwan In mm												D - No. of Days Rain			
	Station No:01 - Iranaimadhu In mm	Station No:02 - Akkarayan In mm	April mm (Day)	May mm (Day)	June mm (Day)	July mm (Day)	August mm (Day)	September mm (Day)	October mm (Day)	November mm (Day)	December mm (Day)	Total (mm)				
<b>2004</b>																
Station No:01	-	29.21 (1)	21.84 (1)	8.12(1)	105.12 (5)	10.92(1)	-	-	33.6(3)	212.05(13)	406.34(20)	291.79(16)	1118.99			
Station No:02	-	-	11.40 (1)	-	212.6 (5)	18.8(1)	-	6.5(1)	75.5(2)	283.02(9)	457.32(13)	386.6(18)	1451.74			
Station No:03	15.6 (2)	29.1(1)	2.60 (2)	57.6 (5)	190.85 (9)	14.7(1)	-	-	108.5(5)	325.7(13)	565.6(21)	291.7(13)	1601.95			
<b>2005</b>																
Station No:01	17.6 (1)	-	-	71.6(8)	30.31 (1)	-	46.6(2)	6.7(1)	-	235.4(2)	580.9(16)	54.2(5)	1043.31			
Station No:02	101.2 (3)	-	22.5 (2)	163.4(6)	50.0 (2)	-	11.5(1)	-	10.0(1)	124.0(6)	521.9(9)	46.9(3)	1051.40			
Station No:03	55.8 (5)	-	30.5 (1)	163.6(11)	16.9 (2)	-	2.8(1)	1.5(1)	-	41.8(6)	197.3(11)	86.3(9)	596.50			
<b>2006</b>																
Station No:01	93.1 (4)	12.8 (1)	34.2 (4)	74.0 (4)	7.8 (3)	3.5(1)	-	-	87.4(6)	193.8(13)	181.3 (14)	44.3(3)	732.20			
Station No:02	187.0 (7)	-	-	19.9 (2)	6.0 (1)	-	-	-	31.7(3)	238.2(13)	221.1 (14)	42.0(2)	745.00			
Station No:03	217.7 (6)	3.0 (1)	96.3 (5)	46.1 (3)	-	-	-	-	30.7(1)	168.9(10)	277.3 (14)	40.7(2)	880.70			

Table:4.3.2

### Monthly Rainfall in Kilinochchi District - 2001 - 2018

MONTH/ YEAR	Station No:01 - Iranaimadhu In mm		p:02 - Akkarayan In mm		Station No:03 - Kariyalainagapaduwan In mm					D - No. of Days Rain			
	January (mm Day)	February (mm Day)	March (mm Day)	April (mm Day)	May (mm Day)	June (mm Day)	July (mm Day)	August (mm Day)	September (mm Day)	October (mm Day)	November (mm Day)	December (mm Day)	Total (mm)
<b>2007</b>													
Station No:01	69.0 (1)	29.0 (3)	-	14.7 (2)	-	41.5 (3)	69.8 (3)	-	30.0 (4)	141.5 (7)	94.8 (6)	235.4 (11)	725.00
Station No:02	85.0 (1)	35.0 (1)	-	24.5 (4)	-	8.3 (1)	32.0 (1)	-	41.5 (3)	136.0 (10)	94.0 (8)	144.8 (10)	601.00
Station No:03	85.5 (1)	28.5 (1)	-	32.4 (3)	-	-	-	30.8 (1)	12.8 (2)	147.8 (9)	135.1 (10)	233.1 (9)	706.00
<b>2008</b>	Not available												
<b>2009</b>	Not available												
<b>2010</b>													
Station No:01	-	1.5 (1)	67.8 (3)	111.1 (7)	157.0 (7)	7.6 (1)	50.7 (3)	119.2 (4)	63.1 (6)	239.5 (6)	354.9 (13)	698.5 (19)	1870.90
Station No:02	-	1.5 (1)	63.2 (3)	100.4 (4)	100.4 (4)	17.0 (1)	-	70.0 (3)	113.3 (4)	145.5 (6)	308.1 (15)	555.4 (18)	1122.30
Station No:03	-	-	28.5 (3)	84.7 (3)	150.3 (4)	54.9 (2)	4.9 (1)	81.6 (3)	142.0 (6)	52.3 (3)	339.7 (12)	296.8 (10)	1235.70



Table:4.3.2

### Monthly Rainfall in Kilinochchi District - 2001 - 2018

MONTH/ YEAR	Station No:03 - Kariyalainagapaduwan In mm												D - No. of Days Rain		
	Station No:01 - Iranaimadhu In mm	Station No:02 - Akkarayan In mm	April (mm Day)	May (mm Day)	June (mm Day)	July (mm Day)	August (mm Day)	September (mm Day)	October (mm Day)	November (mm Day)	December (mm Day)	Total (mm)			
<b>2011</b>															
Station No:01	221.7(13)	132.8(09)	190.1(08)	174(04)	-	-	19.6(01)	-	236.5(16)	453.6(16)	394.10(14)	1822.40			
Station No:02	221.(10)	114.8(06)	26.6(04)	139.4(10)	20.5(01)	-	-	-	135.11(09)	559.5(15)	369.5(14)	1586.40			
Station No:03	60.6(07)	95.1(07)	-	50.9(3)	-	-	-	-	205.7(11)	358.6(15)	376(09)	1146.90			
<b>2012</b>															
Station No:01	24(01)	-	9.8(01)	161(06)	-	39.8(2)	27.6(01)	30.6(04)	289(12)	202(06)	412.4(17)	1295.10			
Station No:02	-	-	-	154.7(6)	-	-	-	-	319.8(08)	279.2(7)	457.8(16)	1056.80			
Station No:03	20.0(01)	-	-	118.4(04)	-	-	-	46(3)	332.00	203(06)	334.9(13)	1054.40			
<b>2013</b>															
Station No:01	104.80	288.60	73.70	160.50	25.00	-	43.00	48.80	58.50	193.50	227.7	1234.10			
Station No:02	89.10	306.00	93.30	7.00	80.60	-	53.60	11.00	81.30	87.40	189.80	999.40			
Station No:03	139.00	299.00	146.00	77.00	45.00	-	30.00	155.00	52.00	98.20	269.00	1310.20			

Table:4.3.2

### Monthly Rainfall in Kilinochchi District - 2001 - 2018

MONTH/ YEAR	Station No:01 - Iranaimadhu In mm			Station No:02 - Akkarayan In mm			Station No:03 - Kariyalainagapaduwan In mm			D - No. of Days Rain			Total (mm)
	January (mm Day)	February (mm Day)	March (mm Day)	April (mm Day)	May (mm Day)	June (mm Day)	July (mm Day)	August (mm Day)	September (mm Day)	October (mm Day)	November (mm Day)	December (mm Day)	
<b>2014</b>													
Station No:01	155.1(7)	109.7(4)	-	13(2)	73.6(5)	-	-	133.8(7)	88.2(4)	366.4(17)	393.7(17)	516.2(20)	1853.70
Station No:02	212.5(8)	74.7(6)	-	57.7(3)	113.1(5)	-	-	81.4(2)	89.9(4)	311.6(14)	310.9(19)	488.9(21)	1201.37
Station No:03	171(6)	36(4)	-	31(2)	91.1(7)	-	-	98.7(2)	65.9(3)	359.9(10)	362.3(14)	456.0(16)	1671.70
<b>2015</b>													
Station No:01	-	81.0(4)	96.2(5)	58.7(5)	160.7(8)	6.2(2)	-	43.8(4)	115.5(4)	224.3(11)	887.6(19)	419.4(15)	2096.40
Station No:02	-	43.7(3)	721.1(2)	89.8(7)	150.8(9)	2.9(1)	2.0(1)	41.0(3)	125.2(6)	313.0(9)	687.5(18)	460.8(19)	1586.50
Station No:03	-	89.6(2)	64.1(3)	135.6(6)	121.2(6)	-	15.2(1)	86.8(3)	82.1(1)	122.9(7)	600.7(18)	381.6(18)	1699.80
<b>2016</b>													
Station No:01	38.9(4)	8.4(1)	-	39.8(3)	666.2(6)	2.8(1)	47.9(2)	-	-	7.8(1)	611.2(15)	137.1(7)	1560.10
Station No:02	43.4(6)	-	-	32.0(2)	578.1(7)	-	8.3(2)	-	-	30.3(2)	572.1(15)	145.5(6)	1409.70
Station No:03	-	-	-	-	350.5(4)	-	-	-	-	29(2)	411.3(13)	141.1(6)	932.20

Table:4.3.2

### Monthly Rainfall in Kilinochchi District - 2001 - 2018

MONTH/ YEAR	Station No:01 - Iranaimadhu In mm			Station No:02 - Akkarayan In mm			Station No:03 - Kariyalainagapaduwan In mm			D - No. of Days Rain			Total (mm)
	January (mm (Day))	February (mm (Day))	March (mm (Day))	April (mm (Day))	May (mm (Day))	June (mm (Day))	July (mm (Day))	August (mm (Day))	September (mm (Day))	October (mm (Day))	November (mm (Day))	December (mm (Day))	
<b>2017</b>													
Station No:01	76.10	22.30	209.90	21.00	51.00	6.00	2.00	50.00	166.50	107.50	487.00	136.50	1,335.80
Station No:02	107.10	16.40	213.50	4.70	65.50	15.20	-	27.50	91.30	160.60	367.60	104.70	1,174.10
Station No:03	114.90	17.80	63.90	-	28.40	-	-	-	89.90	136.30	393.30	81.10	925.60
<b>2018</b>													
Station No:01	13.00	2.50	30.00	4.50	226.00	-	22.00	-	55.40	409.90	463.00	485.50	1,711.80
Station No:02	10.30	10.50	32.40	49.70	176.20	-	78.40	-	73.20	320.00	349.70	275.50	1,375.90
Station No:03	8.60	-	50.3	66.20	70.50	-	-	-	74.70	282.80	357.40	262.10	1,172.60
<b>2019</b>													
Station No:01	1.5 (1)	40(3)	0.0	41(3)	8(1)	0.0	9(1)	17.5(2)	76.5(10)	343(19)	358.5(15)	540.45(16)	1435.45
Station No:02	0.0	41(2)	0.0	71.7(6)	18.8(2)	0.0	0.0	8.1(1)	62(8)	389.1(21)	306.4(14)	457.7(11)	1354.80
Station No:03	0.0	46.3(3)	0.0	29.9(3)	0.0	0.0	0.0	0.0	75(2)	492(20)	191.8(11)	344.9(13)	1179.90

Source: Deputy Director of Irrigation, Kilinochchi

Table:4.3.3

### Name of Rivers and Particulars Related to Irrigation Facility - 2019

S. No	Name	Catchment area in sq.km	Approximate length in km	Duration of flow in months	Extent benefited in Kilinochchi district hectares	Volume of water consumed annually
1	Pallavarayan aru	161	31	3.5	669.80	16.62
2	Mandakal aru	300	44	3.5	441.82	4.61
3	Akkarayan aru	194	32	3.5	2101.13	38.2
4	Kalakaluppu aru	57	21	3.5	598.52	4.98
5	Kanagarayan aru	906	86	3.5	9604.56	187.84
6	Netheli aru	120	31	3.5	1570.62	22.36
7	Piramanthal aru	83	23	3.5	266.87	6.38

Source: Deputy Director of Irrigation, Kilinochchi

Table:4.3.4

### Details Major / Medium Tanks in Kilinochchi District - 2019

S. No	Divisional Secretariat	Name of Tank	Capacity (Ac.Ft)	Irrigable Area		Catchment Area		Farmer Families
				(ACS)	(Ha)	(Sq.Ml)	Sq.Km)	
1	Karachchi	Vannerikulam	1,713	360.00	145.68	5.0	12.94	120
		Puthumurippu	4,901	985.00	398.62	10.5	27.17	405
		Kanagambikai kulam	1,319	260.00	105.22	10.3	26.66	130
		Akkarayan kulam	27,340	3597.113	1455.70	41.20	106.63	1819
2	Karachchi/ Kandawalai	Iranaimadhu	120,000	22584.94	9139.80	227.00	587.48	9118
3	Kandawalai	Kalmadhu kulam	12,280	3450.09	1396.20	26.50	68.58	1257
		Piramanthanaru kulam	3,155	602.00	243.62	25.89	67.00	602
4	Poonakary	Kariyalainagapaduvan	11,791	1505.12	609.10	46.0	119.05	502
		Kudamuruddy	2,950	650.00	263.04	75.9	196.40	340
<b>Total:</b>			185,449	33,994.25	13,756.98	468.28	1,211.91	14,293

NOTE:-

Source: Deputy Director of Irrigation, ilinochchi

Major Tank : IF Irrigable area &gt; 1500 ACS

Medium Tank: IF Irrigable area &lt; 1500-200 ACS

Minor Tank : IF Irrigable area &lt; 200 ACS

Table :-4.3.5

**Details of Water Level in Major Tanks in Kilinochchi District ( 2007 - 2019)**

S.No	Name of Major Tank	Full Supply Level of the Tank	2007 Dec	2008	2009	2010 Dec	2011 Dec	2012 Dec	2013 Dec	2014 Dec	2015 Dec	2016 Dec	2017 Dec	2018 Dec	2019 Dec
1	Iranamadhu	36' 0"	25' 7"			30'-0.5"	29' - 05"	31'-3.5"	11'-00"	30' - 06"	27' -08"	10'-03"	21'-0"	35-07"	36'-0"
2	Kalmadhu	24' 0"	19' 6"		Breached	Breached	Breached	24'-2.5"	3'-0"	24' - 03"	24' - 03"	13'-06"	15'-0"	24-01"	24'-00"
3	Akkarayan	25' 0"	13' 4"		23'-4"	24' - 05"	24' - 05"	24'-02"	5'-0"	24' - 03"	25' - 01"	18'-00"	10'-9"	25-5"	24'-8"
4	Puthumurippu	19' 0"	9' 0"		16'-7"	16' - 7.5"	16' - 7.5"	16'-6"	5'-0"	19' - 00"	19' - 00 "	18'-7.5"	13'-4"	19-1"	19'-05"
5	Kanagambigai Kulam	10' 6"	7' 0"		10'-1"	10' - 03"	10' - 03"	10'-0.5"	3'-01"	10' - 07"	10" - 07"	10'-5.5"	10'-6"	10-06"	10'-6.5"
6	Piramantharu	12' 0"	11' 10"		12'-4"	12' - 01"	12' - 01"	12'-03"	4'-0.5"	12' - 04"	12' - 05"	08'-10"	12'-0"	12-01"	12'.1.0"
7	Kariyalainagapaduwan	10' 0"	5' 8.5"		10'-11"	09' - 8.5"	09' - 8.5"	11'-04"	2'-09"	10' - 10.5"	10 - 06"	06'-00"	2'-11"	10-03"	10'-0"
8	Vannerikulam	09' 6"	9' 4"		9'-8"	09' - 10"	09' - 10"	09'-09"	6'-02"	09' - 09"	9' - 07"	08'-02"	6'-4"	09-06"	9-06"
9	Kudamuruddy	08' 9"	1' 8.5"						6'-05"	8' - 07"	8' -6.5"	08'-02"	7'-11"	08-02"	7-11"

Source: Deputy Director of Irrigation, Kilinochchi

Table :-4.3.6

**Salt Water Exclusion - 2019**

<b>S.No</b>	<b>Salt Water Exclusion Scheme</b>	<b>Total Acreage Benefit (Acres)</b>
1	Raman Kalappu SWE Bund	78
2	Karukaithevu SWE Bund	120
3	Uppalavanklappu SWE Bund	68
4	Nallur SWE Bund	75
5	Ganimadam - Sithankurichchi SWE Bund	1159
6	Vedukadu SWE Bund	
7	Pavoodai SWE Bund	
8	Venerasodai SWE Bund	
9	Gowtharimunai SWE Bund	
10	Kudamuruddi Barrage	1700
11	Proposed Control Structure at Sembankunru	
12	Proposed Control Structure across the Mandakal Aru at A32 Road	
13	Malapu Kulam	184
14	Kokkudaijan Kulam	52
15	Ngamunai SWE	750
16	Anaikidanku SWE	
17	Pallavarayankaddu Manaikadu SWE	2700
18	Proposed Control Structure across the Pallavarayankaddu at A32 Road	
19	Paramankera SWE Bund	1400
20	Abandoned Land Due to Salinity	

Source: Deputy Director of Irrigation, Kilinochchi

# Fisheries





Table 4.4.1

**Fisheries Co-operative Societies in  
Kilinochchi District-2019**

DS Division	Fisheries Division	Name of the Society	No. of Member
Pachchilaipalli	Palai	1.Sangatharvayal	195
		2.Pulopalai	95
		3) Kilaly	122
		4) Arathinagar	65
Kandawalai	Kandawalai	1. Nagenthirapuram	132
		2. Tharmapuram	140
		3. Kannaginagar	370
		4.Thattuvankotti	139
		5.Umayarpuram	
		6.Piramanthanaru	125
		7. Kallaru	175
Poonakary	Poonakary	1. Nallur	30
		2. Nagathevanthurai	10
		3. Gowtharimunai	70
		4. Pallikudah	270
		5.Pallikudah Valarmathy	40
	Nachchikudah	1. Anpupuram	65
		2. Iranaimathanagar	289
		3. St.Yakappar	245
		4. Annaivelankanni	290
		5. Valaipadu	300
		6. Kiranchchi	227
	7. Palavi	35	
	8. Kumulamunai	85	
	9.Nachchikudah	300	
	10. Nallayan	105	
	11. St.Sebastiyen	75	
<b>Total</b>			<b>3994</b>

Source : Fisheries Department , Kilinochchi

Table 4.4.2

## Fisheries Particulars in Kilinochchi District 2019

DS Division	F.I. Division	Name of Fishing Centres	Number		No of Fishing Craft			
			Fish Landing Centres	Active Fisher men	3 <sup>1/2</sup> ton Boats	FRP Boats	Vallams	Kattu maram
Poonakary	Poonakary	Nallur, Nagathevanthurai, Gowtharimunai, Pallikuda, Valarmathy	8	490	-	280	67	-
Poonakary	Nachchikkuda	Iranaimanagar, Nachchikkuda, j, Kumulamunai, Annai velankanipadu, Kiranchchi, Valaipadu, Palavi, Anpupuram, Yakappan, St. Sebastiyen, Nallayan	11	2016	-	443	33	57
Pachchilaipalli	Pallai	Sangatharwayal, Pullopalai east, Arathinagar, Kilaly	4	371	-	15	29	22
Kandawalai	Kandawalai	Kattadythurai, Aniladithapiddy,	3	1020	-	22	86	-
<b>Total</b>			<b>26</b>	<b>3897</b>	<b>-</b>	<b>760</b>	<b>215</b>	<b>79</b>

Source : Fisheries Department ,

Table:4.4.3

**Basic Information in Fisheries Sector - 2019**

S.No	Particulars of Fisheries	Nos
1	Fisheries Inspectors Division	04
2	Fish Landing Centres	26
3	Fishing Villages	29
4	Fishing Families	4145
5	Members	17500
6	Active Fishermen	3897
7	Costal Area GN Division	26
8	Fisheries Co-operative Societies	26

Source : Fisheries Department , Kilinochchi

Table: 4.4.4

**Number of Fishing Craft Kilinochchi District - 2019**

S.No	Fisheries Inspectors Division	Traditional Craft						
		3 1/2 ton Boat	Fiber Glass Boats	Theppam	Kattumaram	Model Vallam	Orukullaa	Vallam
1	Poonakary	-	280	-	22	-	-	67
2	Nachchikkuda	-	443	-	57	-	-	33
3	Pallai	-	371	-	22	-	-	29
4	Kandawalai	-	22	-	-	-	-	86
5	Karachchi	-	-	-	-	-	-	-
<b>Total</b>		-	<b>1116</b>	-	<b>101</b>	<b>0</b>	-	<b>215</b>

Source : Fisheries Department ,Kilinochchi

Table :4.4.5

**Fishing Productions in Kilinochchi District By Monthly In mt- 2012 - 2019**

Year	Jan	Feb	Mar	April	May	June	July	Aug	Sep	Oct	Nov	Dec	Total
2012	713.520	836.000	791.000	932.170	929.470	837.825	498.450	591.780	595.835	668.195	787.830	712.845	8,894.920
2013	713.570	836.189	791.099	932.220	929.510	845.010	507.122	582.090	608.042	703.519	767.950	822.541	9,038.862
2014	1,497.460	1,516.320	1,545.073	1,648.727	1,497.220	1,304.480	1,066.270	871.885	853.050	778.330	814.620	814.045	14,207.480
2015	783.000	1,177.000	1,141.000	1,088.000	1,069.000	1,054.000	883.000	853.000	858.000	758.000	744.000	781.000	11,189.000
2016	856.180	910.650	975.220	1,059.650	1,177.120	967.480	1,016.700	953.040	947.420	990.620	1,034.150	1,265.430	12,153.660
2017	982.050	960.930	932.580	991.310	990.620	971.250	972.700	956.900	938.130	979.050	1,001.360	987.410	11,664.290
2018	998.280	1,003.050	993.760	967.270	918.030	921.320	1,741.060	826.090	832.870	869.480	896.440	968.260	11,935.910
2019	991.670	999.670	1,144.540	898.620	835.150	900.910	858.160	844.210	857.850	952.620	974.220	1,012.480	11,270.100

Source : Fisheries Department , Kilinochchi

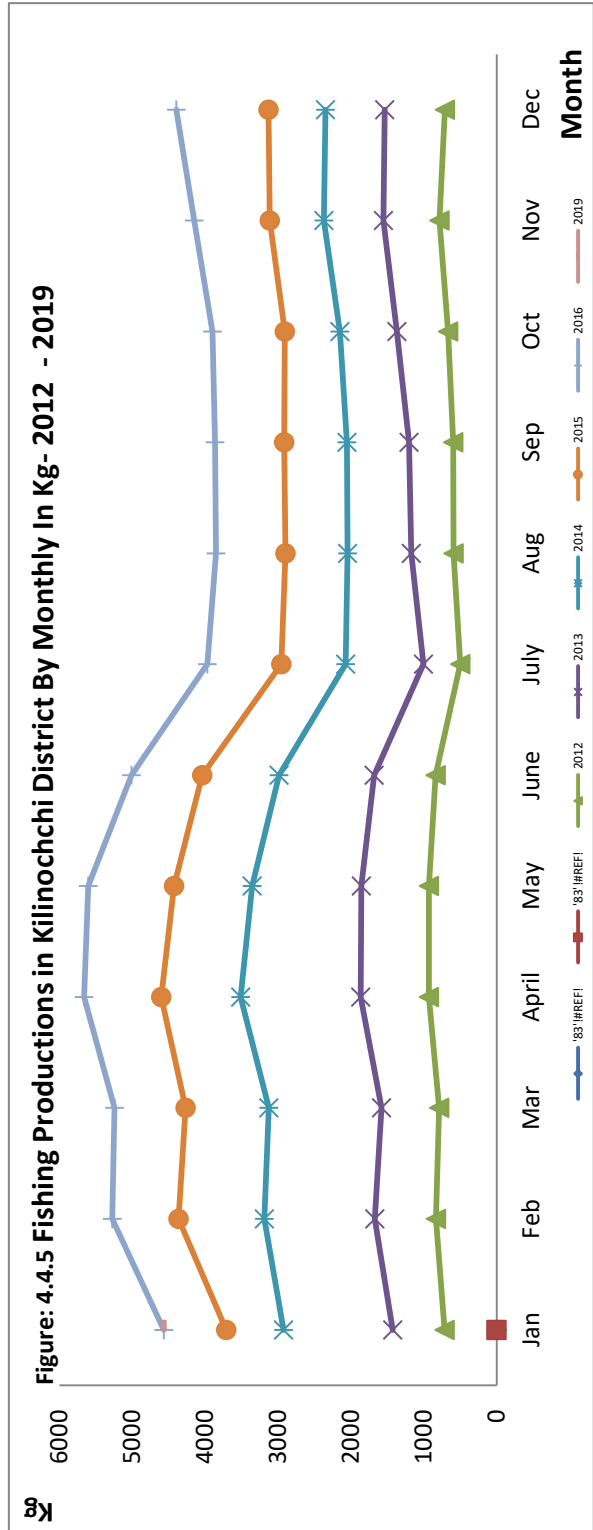


Table :- 4.4.6

**Fish Production for the year in Kilinochchi District- 2019**

S.No	Name of the F.I Division	January	February	March	April	May	June	July	August	September	October	November	December	Total (Mt)
1	Kandawalai	10.250	19.350	19.350	28.300	27.500	27.500	5.800	-	-	-	-	6.710	144.760
2	Nachchikuda	524.820	527.820	522.820	520.820	515.820	505.820	499.820	484.820	494.820	503.820	508.820	513.820	6123.840
3	Poonakary	357.900	352.200	343.600	339.400	281.680	357.400	342.300	349.250	352.880	347.200	363.300	389.450	4176.560
4	Pachchilapalli	98.700	99.700	258.770	10.100	10.150	10.190	10.240	10.140	10.150	101.600	102.100	102.500	824.340
	<b>Total</b>	<b>991.670</b>	<b>999.070</b>	<b>1144.540</b>	<b>898.620</b>	<b>835.150</b>	<b>900.910</b>	<b>858.160</b>	<b>844.210</b>	<b>857.850</b>	<b>952.620</b>	<b>974.220</b>	<b>1012.480</b>	<b>11269.500</b>

Source : Fisheries Department , Kilinochchi

Table :- 4.4.7

**Fish Production by the year - 2012 - 2019**

Year	Production (mt)
2012	1,974.751
2013	2,094.960
2014	406.793
2015	11,189.775
2016	12,281.180
2017	11,586.947
2018	11,062.990
2019	11,269.500

Source : Fisheries Department , Kilinochchi

Table: 4.4.8

**Details of Fishing Village in Kilinochchi District - 2019**

No	Name of Fishing Division	Name of Fishing village
1	<b>Nachchikuda</b>	1. Anpupuram
2		2. Iranaimathanagar
3		3. St.Yakappar
4		4. Annaivelankanni
5		5. Valaipadu
6		6. Kiranchchi
7		7. Palavi
8		8. Kumulamunai
9		9.Nachchikudah
10		10. Nallayan
11		11. St.Sebastiyam
12	<b>Poonakary</b>	1. Nallur
13		2. Nagathevanthurai
14		3. Gowtharimunai
15		4. Pallikudah
16		5. Cheddikurichi
17		5. Pallikudah Valarmathy
18	<b>Kandawalai</b>	1. Nagenthirapuram
19		2. Tharmapuram
20		3. Kannaginagar
21		4.Thattuvankotti
22		5.Umayarlpuram
23		6.Piramanthanaru
24		7.Paranthan
25		8. Kallaru
26	<b>Pallai</b>	1.Sangatharvayal
27		2.Pulopalai
28		3.Kilaly
29+4:32		4. Arathinagar

Source : Fisheries Department , Kilinochchi

Table: 4.4.9

**Cooperative Society and Beneficiaries - 2019**

DS Division	No of registered fisheries Co-operative society	No of registered fisheries Co-operative society	No of fishermen benefit under pension scheme	No of fishermen Received Pension	No of fishermen paying premium on installment basis
Poonakary	5	5	414	60	
Kandawalai	6	6	0	0	
Pallai	4	4	230	15	
<b>Total</b>	<b>15</b>	<b>15</b>	<b>644</b>	<b>75</b>	<b>-</b>

Table: 4.4.10

**Crafts Operation -2019**

DS Division	In board multiday operation crafts	In board oneday operation crafts	Out board FRP Opration Crafts	Tradisonal Mechanized operation Crafts	Medal Operation Crafts
Poonakary	-	-	285	22	53
Kandawalai	-	-	22	86	
Pallai	-	-	15	20	28
<b>Total</b>	<b>-</b>	<b>-</b>	<b>322</b>	<b>128</b>	<b>81</b>

Table: 4.4.11

**Factory Harbour, Products - 2019**

DS Division	Fishing factories or harbour type	Fishing factories or Harbours type capacity	Fresh Fish Product (mt)	Dry Fish Product (mt)
Karachchi			-	-
Kandawalai			144.760	26.000
Poonakary			4176.560	400.000
Pachchilaipalli			824.340	140.000
<b>Total</b>	<b>-</b>	<b>-</b>	<b>5145.660</b>	<b>566.000</b>

Source : Fisheries Department , Kilinochchi

Table: 4.4.12

### Detail of Active Tanks in Kilinochchi District for Inland Fishing - 2019

S.No	DS Division	Name of Water Body	Type of Water Body	Name of the landing site
1	Karachchi	Iranaimaddu tank	Major	Shanthapuram LS
		Iranaimaddu tank	Major	Karaichchi East LS
		Akkarayankulam	Major	Akkarayan East LS
		Vannerikulam	Minor	Society building LS
		Puthumurippukulam	Minor	Ottupulam LS
		Kanakampikaikulam	Minor	Inthupuram LS
2	Poonakary	Kariyalainagapaduwan	Medium	Society building LS Thurusadi LS Pandiveddy LS
3	Kandawalai	Piramanthanaru	Minor	Piramanthanaru LS

**Source: National Aquaculture Development Authority of Sri Lanka (NAQDA) - Kilinochchi.**



Table: 4.4.13

**Details of Inland Fisheries Societies - 2019**

S.No	Name of the water Body	Name of the Society	Name of the landing site	No of Fisherman	No of Active Fisherman
1	Irranaiamadu	Iranaimaddu RFO	Santhapuram LS	138	102
2		Karaichchi East RFO	Karaichchi East LS	65	28
3	Akkarajan	Akkarayan RFO	Akkarayan East LS	40	28
4	Vannerikkulam	Vannerikkulam RFO	Society building LS	55	15
5					
6	Puthumurippu	Ottupulam RFO	Ottupulam LS	21	11
7	KanagambekaiKulam	Kanakambikaikulam RFO	Inthupuram LS	20	3
8			Society building LS		
9	Kariyalainagapaduwan	Kariyalainagapaduwan RFO / Kariyalainagapaduwan FCS	Thurusadi LS	76/43	50/30
10			Pandiveddy LS		
11	Piramanthanaru	Piramanthanaru RFO	Piramanthanaru LS	28	10

Source: National Aquaculture Development Authority of Sri Lanka (NAQDA) - Kilinochchi.

Table: 4.4.14

### Details of Fisherman and Canoes - 2013 - 2019

S.No	Name of the water Body	Name of the Society	No. of Fisherman							No. of Canoes							
			2013	2014	2015	2016	2017	2018	2019	2013	2014	2015	2016	2017	2018	2019	
1	Irranaimadu	Irranaimadu RFO	122	122	133	132	130	132	138	110	64	74	80	78	85	90	62
2		Karaichchi East RFO	52	42	65	65	65	65	65	29	29	29	30	29	15	18	37
3	Akkarajan	Akkarajan RFO	22	22	33	33	33	40	40	22	22	25	30	20	21	21	30
4	Vannerikkulam	Vannerikkulam RFO	56	56	60	55	55	55	55	32	32	31	55	55	55	55	30
5	Puthumurippu	Ottupulam RFO	18	18	34	40	21	21	21	8	10	10	12	12	12	12	15
6	Kanagambekai	Kanakambikaikulam RFO	-	-	-	-	-	20	20	-	0	-	-	-	-	5	7
7	Kariyalainagapaduwan	Kariyalainagapaduwan FCS / Kariyalainagapaduwan RFO	56	76	80	76	76	76	76/43	18	18	16	26	30	30	30	30
7	Piramantharu	Piramantharu RFO	22	14	35	-	-	-	28	14	14	-	-	-	-	-	4

Source: National Aquaculture Development Authority of Sri Lanka (NAQDA) - Kilinochchi.

Table: 4.4.15

## Stocking Data TanksWise -2019

S.No	Name of the water Body	Name of the Society	Species	Amount
1	Irranaiamadu	Irranaimadu RFO , Karaichi east RFO	TH,CT,RH,MG,CC ,FWP	3,237,500.00
2	Akkarajan	Akkarajankulam RFO	TH,CT,RH,MG,CC ,FWP	1,360,000.00
3	Vannerikkulam	Vannerikkulam RFO	TH,CT,RH,	572,500.00
4	Puthumurippu	Puthumurippu RFO	TH,CT,RH,MG,CC ,FWP	1,175,000.00
5	Kanagambekai	Kanakampikaikulam RFO	TH	100,000.00
6	Kariyalainagapaduwan	Kariyalainagapaduwan RFO	TH	362,500.00
7	Piramanthanaaru	Piramanthanaaru RFO	TH	75,000.00
8	Seasional tanks		TH	1,112,500.00

Table: 4.4.16

**Stocked Fingerlings Year Wise - 2012 - 2019**

<b>S.No</b>	<b>Year</b>	<b>No of fingerlings (Mn)</b>	<b>Production (Mt)</b>
1	2012	0.91	1,140.00
2	2013	1.55	1,250.00
3	2014	0.68	391.23
4	2015	1.11	1,080.00
5	2016	2.34	785.00
6	2017	15.19	1,001.00
7	2018	4.92	702.75
8	2019	4.00	637.47

Source: National Aquaculture Development Authority of Sri Lanka (NAQDA) - Kilinochchi.

### Inland Fishery and Aquaculture 2019

Table :- 4.4.17

S.No.	Name of Tank	DS Division	Extent (Ha)	No. of Fishermen	No. of Seeds Stocked		Production	
					Fish	Fresh water Prawn	Fish (Mt)	Fresh water Prawn (Mt)
1	Irranaiamadu	Karachchi	2,327	203	275,000	1,400,000	295.06	12.06
2	Akkarajankulam	Karachchi	809	40	124,000	500,000	29.86	6.99
3	Vannerikkulam	Karachchi	154	55	109,000		14.38	
4	Kariyalainagapaduwan	Poonagary	567	119	145,000		34.14	
5	Puthumurippu	Karachchi	151	21	110,000	600,000	6.08	3.23
6	Piramanthanaru	Kandawalai	199	28	30,000		16.64	
7	Kanakampikai kulam	Karaichchi	150	20	40,000		6.82	
8	Kalmaddu kulam	Kandawalai	405				17.64	
9	Seasional tanks	-			445,000		180.38	
<b>Total</b>			<b>4,762.00</b>	<b>486.00</b>	<b>1,278,000.00</b>	<b>2,500,000.00</b>	<b>600.99</b>	<b>22.29</b>

Source: National Aquaculture Development Authority of Sri Lanka (NAQDA) - Kilinochchi.

### Costal Area in Kilinochchi District

Table :- 4.4.18

No	Divisional Secretariat	Name of GN Division	Name of Village	Distance (Km)
1	Karachchi	Uruththirapuram North	Kunjuparanthan	5Km
2	Kandawalai	Thadduvankoddy	Thandduvankoddy	3Km
		Puliyampokkanai	Nakenthirapuram	3Km
		Tharmapuram	Tharmapuram	
		Punnaineeravi	Kannaginagar	
		Piramanthanaru	Kallaru	4Km
			Piramanthanaru	

### Costal Area in Kilinochchi District

No	Divisional Secretariat	Name of GN Division	Name of Village	Distance (Km)
3	Poonakary	Pallikkuda	Pallikkuda	15Km
			Walarmathi	10 Km
		Ganimadam	Nagathevanthurai	20Km
			Cheddiyarkurichchi	10Km
			Nallur	
		Gawtharimunai	Gawtharimunai	22Km
			Kalmunai	
			Vinasioodai	150M
		Mulangavil	St.Sebestiayarpuram	500M
		Iranaitivu	Iranaimathanagar	1 Km

### Costal Area in Kilinochchi District

No	Divisional Secretariat	Name of GN Division	Name of Village	Distance (Km)
	Poonakary	Nachchikuda	Yagappar	500M
			Nachchikuda	750M
			Nauaiyan	150M
			Annaivelankanni	3Km
		Palavarayankaddu (Nochchimunai)	Kumulamunai	3Km
		Kiranchi	Kiranchi	3Km
		Ponnavalli	Valaipadu	8Km
			Palavi	3Km
	Pachchilaipalli	Kilaly	Kilaly	10Km
4		Allipalai	Allipalai	20Km
		Kovilwayal	Sangatharwayal	11Km





# Chapter V



Table:5.1

**Electricity Supply Kilinochchi District .No.of Consumers by Categorized -2019**

Categories	Consumers
Domestic Purpose	37,008
Industrial Purpose	516
General Purpose	6,813
Religious Purpose	534
<b>Total</b>	<b>44,871</b>


Table: 5.2

**Length of Electricity Distribution System in Kilinochchi District - 2019**

Line Category	Length (Km)
Medium Voltage (33 KV)	505 Km
Low Voltage (03 Phase)	1528Km

Source :CEB, Kilinochchi





# Chapter VI



Table: 6.1

**Basic Details of Road in Kilinochchi District - 31.12.2019**

Basic Information		Unit	RDA	RDD	ACLG
A - Class Road		Km	12.05		
B - Class Road		Km	49.18		
C- Class Road	Asphalt	Km		24.22	
	Metal	Km		74.60	
	Gravel	Km		218.76	
	Concrete	Km		16.67	
D- Class Road	Asphalt	Km		-	249.49
	Metal	Km		14.68	1100.10
	Gravel	Km		6.75	1277.24
	Concrete	Km		5.32	157.09
<b>Total</b>			<b>61.23</b>	<b>361.00</b>	<b>2783.92</b>

Table: 6.2

**Length of Roads by Type And DS Division 2019  
(Maintained By Road Development Authority )**

No	Divisional Secretariat Division	Type of Road				Total Km
		'A" Class Km	'B" Class Km	'C" Class Km	'D" Class Km	
1	Karachchi	30.22	12.87	-	-	43.09
2	Kandawalai	16.89	-	-	-	16.89
3	Poonakary	38.62	12.87	-	-	51.49
4	Pachchilaipalli	20.32	4.83	-	-	25.15
<b>Total</b>		<b>106.05</b>	<b>30.57</b>	<b>0.00</b>	<b>0.00</b>	<b>136.62</b>

Source: Road Developme Authority

Table: 6.3

**Length of Roads By Type And DS Division 2019  
(Maintained By Road Development Department)**

No	Divisional Secretariat Division	Type of Road				Total Km
		'A" Class Km	'B" Class Km	'C" Class Km	'D" Class Km	
1	Karachchi	-	-	139.89	20.90	160.79
2	Kandawalai	-	-	55.8	-	55.8
3	Poonakary	-	-	89.01	13.11	102.12
4	Pachchilaipalli	-	-	27.61	9.20	36.81
<b>Total</b>		<b>-</b>	<b>-</b>	<b>312.31</b>	<b>43.21</b>	<b>355.52</b>

Source: Road Development Department



Table : 6.4

**A & B Class Roads Under the Executive Engineer's Division  
Road Development Authority - Kilinochchi In - 2019 Surface Condition**

No	Name of Road	Class	Section		Length of Road (KM)	Type of Road (Km)					
			From	To		Asphalt	Working progress	Metal	Sand Sealed	Gravel	Earth
1	Kandy - Jaffna Road	A009	242.30	288.00	45.70	Asphalt	100%	-	-	-	-
2	Navatkuli Karaitivu - Mannar Road	A032	17.12	55.74	38.62	Asphalt	90%	-	-	-	-
3	Paranthan - Karachchi - Mullaitivu Road	A035		21.72	21.72	Asphalt	100%	-	-	-	-
4	Paranthan - Poonakary Road	B357		25.74	25.74	Asphalt	100%	-	-	-	-
<b>Total</b>					<b>131.78</b>						

Table : 6.5

**Length of "A and B" Class Road Maintained by Road Development Authority in  
Kilinochchi District - 2019**

No	Grade of Road	Name of Roads	Length (Km)
<b>"A" Class Roads</b>			
1	A009	Kandy - Jaffna Road	45.70
2	A035	Paranthan - Karachchi - Mullaitivu Road	21.72
3	A032	Navatkuli - Keraitivu - Mannar Road	38.62
<b>"B" Class Roads</b>			
1	B357	Paranthan - Poonakary Road	25.74
<b>Total</b>			<b>131.78</b>

Source : Road Development Authority ,Kilinochchi

Table : 6.6

**A & B Class Roads Under the Executive Engineer's Division, RDA in Kilinochchi District - 2019**

No	Name of Road	Route No	Section							
			Karachchi		Kandawalai		Poonakary		Pachchilaipalli	
			Section	Length Km	Section	Length Km	Section	Length Km	Section	Length Km
1	Kandy - Jaffna Road	A 009	242.30 - 256.50	14.20	256.50 - 267.70	11.20	-	-	267.7 - 288.0	20.30
2	Navatkuli Karaitivu - Mannar Road	A 035	-	-	-	17.12 - 55.74	38.62	-	-	-
3	Paranthan - Karachchi - Mullaitivu Road	A 032	-	-	0.00 - 21.72	21.72	-	-	-	-
4	Paranthan - Poonakary Road	B 357	6.00 - 12.87	6.87	0.00 - 6.00	6.00	12.87 - 25.74	12.87	-	-
<b>Sub Total</b>			-	21.07	-	38.92	-	51.49	-	20.30
<b>Grand Total for Kilinochchi District (KM)</b>			<b>131.78</b>							

Source : Road Development Authority

Table : 6.7

### C & D Class Roads Under the Executive Engineer's Division RDD - 2019

#### C Class Roads

No	Road Code	Name of Road	DS Division	From (Km)	To (Km)	Total Length Km
01	NPKLC001	Approach Roads to Public Buildings	All Division	0.00	5.48	5.48
02	NPKLC002	Alakaratnam Road	Karachchi	0.00	11.45	11.45
03	NPKLC003	Kennady Road	Karachchi	0.00	7.12	7.12
04	NPKLC004	L.B.Main Chl.Road Akkarayankulam	Karachchi	0.00	20.00	20.00
05	NPKLC005	Murukandy - Akkarayankulam - Vanerikulam Rd	Karachchi	0.00	22.54	22.54
06	NPKLC006	Ramanathapuram - Tharmapuram Road	Karachchi / Kandawalai	0.00	7.60	7.60
07	NPKLC007	Taylor Road	Karachchi	0.00	10.40	10.40
08	NPKLC008	wilson Road	Karachchi	0.00	7.65	7.65
09	NPKLC009	Cattle Farm Road	Karachchi	0.00	3.40	3.40
10	NPKLC010	Akkarayan - Skanthapuram Road	Karachchi	0.00	3.54	3.54
11	NPKLC011	Kandawalai - Punnaineeravi Road	Kandawalai	0.00	8.45	8.45
12	NPKLC012	Rosse Road	Karachchi	0.00	3.22	3.22
13	NPKLC013	Puthumurippu Access Road	Karachchi	0.00	8.56	8.56
14	NPKLC014	RB Main ch1. Road Akkarayankulam Rd	Karachchi	0.00	6.64	6.64
15	NPKLC015	Murukandy -Kanakapuram Road	Karachchi	0.00	9.25	9.25
16	NPKLC016	Konavil - Skanthapuram Road	Karachchi	0.00	1.50	1.50
17	NPKLC017	Chettiyankurichchy Road	Poonagary	0.00	2.14	2.14
18	NPKLC018	Chunnavil - Veeravil Road	Poonagary	0.00	10.45	10.45
19	NPKLC019	Veeravil - Valaipadu Fisheries Road	Poonagary	0.00	2.42	2.42
20	NPKLC020	Chempankunru Palavi Kiranchi	Poonagary	0.00	31.00	31.00
21	NPKLC021	Elephant pass Thadduwankoddi - Murasumoddi Road	Kandawalai	0.00	12.00	12.00
22	NPKLC022	Kandawalai - Vaddakachchi Road	Kandawalai	0.00	4.85	4.85
23	NPKLC023	Murasumoddi - Kandawalai Road	Kandawalai	0.00	4.03	4.03
24	NPKLC024	Murasumoddi - Kokkavil - Karippadamurippu Road	Kandawalai	0.00	9.66	9.66
25	NPKLC025	Pandisuddan - Kandawalai Road	Kandawalai	0.00	3.70	3.70
26	NPKLC026	Periyakulam - Kandawalai Road	Kandawalai	0.00	1.70	1.70
27	NPKLC027	Vaddakachchi - Puliampokkanai Road	Kandawalai	0.00	9.80	9.80
28	NPKLC028	Thadduwankoddy - Elephantpass Road	Kandawalai	0.00	1.61	1.61
29	NPKLC029	Palai - Thampakamam Road	Pachchilaipalli	0.00	5.25	5.25
30	NPKLC030	Palai Road - (Pulopalai - Allippalai Road )	Pachchilaipalli	0.00	3.60	3.60

## C & D Class Roads Under the Executive Engineer's Division RDD - 2019

### C Class Roads

No	Road Code	Name of Road	DS Division	From (Km)	To (Km)	Total Length Km
31	NPKLC031	Approach Rd to Elephantpass Rest House	Pachchilaipalli	0.00	0.40	0.40
32	NPKLC032	Karukkaitivu - Kavaikulam Road	Poonagary	0.00	7.58	7.58
33	NPKLC033	Kumulamunai - Akkarayan Road( Nagapadduwan Path)	Poonagary	0.00	8.05	8.05
34	NPKLC034	Vanerikulam - Pallavarayankaddu Road	Poonagary	0.00	11.27	11.27
35	NPKLC035	Paramankirai - Kalmunai Road	Poonagary	0.00	16.10	16.10
36	NPKLC036	Karachchi - Ketpali - Elephantpass Road	Pachchilaipalli	6.84	25.60	18.76
37	NPKLC037	Iranaimadu Access Road	Karachchi	0.00	3.20	3.20
38	NPKLC038	Puthumurippu - Konavil Road	Karachchi	0.00	3.22	3.22
39	NPKLC039	Vannerikulam Jeyapuram Road	Karachchi / Poonagari	0.00	7.60	7.60
40	NPKLC040	Ratnapuram Road	Karachchi	0.00	6.50	6.50
<b>Sub-Total</b>				<b>6.84</b>	<b>328.53</b>	<b>321.69</b>
<b>D Class Roads</b>						
1	NPKLD001	Oottrupullam Road	Karachchi	0.00	8.00	8.00
2	NPKLD002	Murukandy Santhapuram Road	Karachchi	3.50	5.00	1.50
3	NPKLD003	Chellaiativu Road	Karachchi	0.00	2.25	2.25
4	NPKLD004	Sithankurichchi Road	Poonagari	0.00	4.83	4.83
5	NPKLD005	Pallikudah Fisheries Road	Poonagari	0.00	2.81	2.81
6	NPKLD006	Nachchikuda Fisheries Road	Poonagari	0.00	3.22	3.22
7	NPKLD007	Iyakkachchi - Pachchilappalli Road	Pachchilaipalli	0.00	4.00	4.00
8	NPKLD008	Elephantpass - Chundikulam Road	Pachchilaipalli	0.00	4.80	4.80
9	NPKLD009	Thirunagar Road	Karachchi	0.00	4.20	4.20
10	NPKLD010	Ganeshapuram Road	Karachchi	0.00	3.70	3.70
<b>Sub-Total</b>				<b>3.50</b>	<b>42.81</b>	<b>39.31</b>
<b>Total</b>				<b>10.34</b>	<b>371.34</b>	<b>361.00</b>

Road Development Department , Kilinochchi

Table :6.8

**Local Government Rural Road Details as at 31.12.2019**

Basic Information		Unit	Karachchi	Poonakary	Palai	Total Km
Rural Road	Asphalt	Km	107.04	27.92	114.53	249.49
	Metal	Km	651.02	345.12	103.96	1,100.10
	Gravel	Km	871.19	124.50	281.55	1,277.24
	Concrete	Km	83.75	67.69	5.65	157.09
<b>Total</b>			<b>1,713.00</b>	<b>565.23</b>	<b>505.69</b>	<b>2,783.92</b>

Source: ACLG Office , Kilinochchi

Table 6.9

### Length of Roads by Local Authority And Type Of Road -2019 (Maintained By Local Authorities)

NO	Divisional Secretariat	Type of Road( KM)						Type of Road to be Repaired									
		Tar Roads		Concrete Road		Graval / Sand Road		Total		Tar Roads		Concrete Road		Graval / Sand Road		Total	
		No	Km	No	Km	No	Km	No	Km	No	Km	No	Km	No	Km	No	Km
1	Karachchi	94	89.54	29	50.25	1007	1161.5	1130	1301.30		47.19		23.600	957	1065.29	957	1136.08
2	Kandawalai	39	17.5	21	33.25	367	405.95	427	456.70		0.81	7	15.36	341	370.33	348	386.50
3	Poonakary	52	114.53	35	67.68	385	469.62	472	651.83					385	469.62	385	469.62
4	Pachchilaipalli	17	27.92	3	5.26	244	205.12	264	238.30					244	205.12	244	205.12
<b>Total</b>		202	249.5	88	156.44	2003	2242.2	2293	2648.1	0	48.00	7	38.96	#####	2110.4	#####	2197.32

Source: Department of Local Government

Table: 6.10

**Number of Registered Vehicles By DS Division - 2019**

No	Ds/AGA Division	Motor Cycle	Government Vehicles	Land Vehicle	Bus	Motor Car	Private Bus	Lorry	Auto	Dual Purpose	Total
1	Karachchi	16900	58	1996	53	384	40	465	1236	875	22007
2	Kandawalai	3215		650	4	23	6	76	139	106	4219
3	Poonakary	2233	325	5	17	4	34	110	17	0	2745
4	Pachchilaipalli	1503		255	8	28	9	41	114	86	2044
<b>Total</b>		<b>23851</b>	<b>383</b>	<b>2906</b>	<b>82</b>	<b>439</b>	<b>89</b>	<b>692</b>	<b>1506</b>	<b>1067</b>	<b>31015</b>

Source: Divisional Secretariat, Kilinochchi.

Table : 6.11

**Number of Registered Vehicles by Kind of Vehicle - 2015 - 2019**

No	Kind of Vehicles	2015	2016	2017	2018	2019
1	Motor Cycle	11286	5763	19373	20667	23851
2	Government Vehicles	-	-	-	-	383
3	Land Vehicle	1977	3056	2906	3137	2906
4	Bus	111	71	65	91	82
5	Motor Car	74	178	187	329	439
6	Private Bus	50	164	95	27	89
7	Lorry	256	474	487	501	692
8	Auto	1191	1719	1608	1514	1506
9	Dual Purpose	722	1129	1013	1000	1067
<b>Total</b>		<b>15667</b>	<b>12554</b>	<b>25734</b>	<b>27266</b>	<b>31015</b>

Northern Region Transport Board In Kilinochchi District - 2019

S.No	Route	From	To	Route Length	Service	Passanger	Fare
1	769/2	Kilinochchi	Uruthirapuram	12.5	10	328	37.00
2	89/2	Jaffna	Mullaitivu	115.1	04	478	195.00
3	809/1	Jaffna - Sanguppiddi	Kilinochchi	90.0	02	510	149.00
4	803/1	Kilinochchi	Mukkompan	29.0	03	215	63.00
5	803/2	Kilinochchi	Vanneri	27.0	02	217	68.00
6	813/2	Kilinochchi	Manithalai	55.0	02	320	97.00
7	813	Kilinochchi	Poonagary	33.0	06	470	71.00
8	797/2	Kilinochchi	Puthukkudieruppu	40.0	02	184	94.00
9	15/797/2	Puthukkudieruppu	Colombo	432.2	02	324	756.00
10	89/3.	Jaffna	Pulmodai - Trinco	238.0	02	382	347.00
11	87	Jaffna	Vavuniya	143.5	08	953	215.00
12	87/5.	Jaffna	Kilinochchi	68.1	10	398	112.00
13	802/2	Kilinochchi	Ramanathapuram	18.5	10	310	44.00
14	802	Jaffna	Ramanathapuram	86.5	02	358	138.00
15	803/4	Kilinochchi	Mulankavil	56.0	02	175	104.00
16	803/5	Kilinochchi	Valaipadu	65.0	00	0	138.00
17	89/5.	Jaffna	Paranthan - Mu.kaddu	126.0	02	285	210.00
18	750	Jaffna	Point Pedro	35.5	01	146	68.00
19	87/6.	Jaffna	Thiuiyayaru	84.1	01	138	123.00

Source:Northern Region Transport Board, Kondavil

Table :6.12



Table:6.13

### Northern Region Transport Board - 2017 -2019 Kinochchi District

No	Particulars	Units	2017	2018	2019
1	Number of Buses available	Nos	29	26	32
2	Number of Buses in operation	Nos	21	22	26
3	No.of routes operated during the year	Nos	23	26	26
4	Average fleet	Nos/day	30	28	36
5	Time table requirement (Avg.per day)	Avg/day	29	29	32
6	Average No.of buses operated per day	Nos	21	22	23
7	Fare per KM in cents	cents	162.42	167.47	162.97
8	Load factor		64.73	63.70	62.59
9	Way Bill Revenue per K.M in upees & cents	Rs.Cts	53.48	55.49	52.73
10	Cost per Km in rupees & cents without depreciation	Rs.Cts	61.72	18.33	18.62
11	Cost per Km in rupees & cents with depreciation	Rs.Cts	60.1	17.25	18.04
12	Revenue Per Km	Rs.Cts	59.21	62.91	59.14
13	Scheduled Km during the year	KM	3,766,435.00	3,875,779.20	3,940,891.70
14	Operated Km during the year	KM	2,324,842.00	2,593,365.00	2,778,866.80
15	No.of Passengers transported during the year	Nos	1,886,580	1,908,955	1,952,842
16	Way bill Revenue in Rupees	Rs.Cts	124,342,623.00	143,910,122.50	146,537,265.00
17	Passenger Km during the year	KM	6,110,301	87,632,816	91,114,906
18	Seat Km during the year	KM	9,440,263	137,648,414	145,647,036
19	Total Revenue in rupees during the year	Rs.Cts	137,661,058.51	163,139,597.34	164,353,843.33

Source:Northern Region Transport Board, Kondavil





# Chapter VII



Table : 7.1

## Education Basic Details in Kilinochchi - 31.12.2019

BASIC INFORMATION		Total Number
<b>School by Category</b>		
National School ( Functioning)		2
Provincial School (Functioning)	1AB	10
	1C	15
	Type 2	37
	Type 3	40
Private School (Functioning)		-
<b>Total</b>		<b>104</b>
National School ( Not Functioning)		-
Provincial School (Not Functioning)	1AB	0
	1C	1
	Type 2	0
	Type 3	7
Private School (Not Functioning)		-
<b>Total</b>		<b>8</b>
<b>School by Medium ( Functioning)</b>		
Tamil Medium		104
Tamil English medium		6
Sinhala Medium		-
<b>Teachers &amp; Students</b>		
Student-Teacher ratio by functional grade		
<b>Student Population</b>		
Teachers *	Tamil medium	2,087
	English/Tamil Medium	11
	Sinhala medium	-
	<b>Total</b>	<b>2,098</b>
Students*	Tamil medium	32,011
	English/Tamil Medium	214
	Sinhala medium	-
	<b>Total</b>	<b>32,225</b>

Source: ZED, Kilinochchi

Table : 7.2

### Schools Details in Kilinochchi District by Divisional Secretariat Wise - 2007

Divisional Secretariat	Type of School					Number of Students			Number of Teachers
	1AB	1C	11	111	Total	Male	Female	Total	
Karachchi	4	7	9	17	37	10687	11018	21705	760
Kandawalai	1	4	5	12	22	3816	3733	7549	260
Poonakary	2	4	8	15	29	3524	3590	7114	209
Pachchilaipalli	1	0	5	7	13	865	803	1668	111
<b>Total</b>	<b>8</b>	<b>15</b>	<b>27</b>	<b>51</b>	<b>101</b>	<b>18892</b>	<b>19144</b>	<b>38036</b>	<b>1340</b>

Source: ZED, Kilinochchi

Table : 7.3

### Schools Kilinochchi District Schools by Divisional Secretariat Wise - 2019

Divisional Secretariat	Type of School						Number of Students			Number of Teachers
	National School	1AB	1C	11	111	Total	Male	Female	Total	
Karachchi	1	6	6	14	15	42	9049	9575	18624	1088
Kandawalai	0	2	3	6	13	24	2477	2522	4999	371
Poonakary	1	1	6	9	7	24	3109	3076	6185	441
Pachchilaipalli	0	1	0	8	5	14	1218	1199	2417	198
<b>Total</b>	<b>2</b>	<b>10</b>	<b>15</b>	<b>37</b>	<b>40</b>	<b>104</b>	<b>15853</b>	<b>16372</b>	<b>32225</b>	<b>2098</b>

Source: ZED, Kilinochchi

Table :7.4

**Number of Schools & Students , Teachers Ratio 2003-2019**

Year	Number of Schools	Number of Students	Number of Teachers		Student Teacher Ratio
			Permanent	Displaced	
2003	99	27897	903	11	-
2004	99	29648	991	2	-
2005	99	32350	1359	-	24:1
2006	101	34610	1235	-	28:1
2007	101	38122	1235	-	30:1
2008	101	31085	1340	-	23:1
2009	-	-	-	-	-
2010	101	24791	1275	-	18:1
2011	108	29011	1702	-	17:1
2012	110	29426	1640	-	18:1
2013	104	30859	1971	-	16:1
2014	104	31841	1444	-	22:1
2015	104	30964	1720	-	18:1
2016	104	32184	2023	-	16:1
2017	104	32354	2092	-	16:1
2018	104	32159	2071	-	16:2
2019	104	32225	2098	-	16:3

Table : 7.5

**Particulars of Teachers in 2016 - 2019**

Name of D.S Division	No.of Teachers															
	Graduate				Trained				Un-Certificate				Total			
	2016	2017	2018	2019	2016	2017	2018	2019	2016	2017	2018	2018	2016	2017	2018	2019
Karachchi	333	240	330	475	663	320	660	612	25	503	53	1	1021	1063	1043	1088
Kandawalai	160	94	135	146	209	125	242	224	6	161	4	1	375	380	381	371
Poonakary	142	94	142	145	263	84	297	296	24	260	7		429	438	446	441
Pachchilaipalli	82	42	91	90	104	59	109	108	12	110	1		198	211	201	198
<b>Total</b>	<b>717</b>	<b>470</b>	<b>698</b>	<b>856</b>	<b>1239</b>	<b>588</b>	<b>1308</b>	<b>1240</b>	<b>67</b>	<b>1034</b>	<b>65</b>	<b>2</b>	<b>2023</b>	<b>2092</b>	<b>2071</b>	<b>2098</b>

Source: ZED, Kilinochchi

Table :7.6

**Number of Students in Kilinochchi District 2014 - 2019**

Year	2014		2015		2016		2017		2018		2019	
	Boys	Girls	Boys	Girls	Boys	Girls	Boys	Girls	Boys	Girls	Boys	Girls
1-5	6783	6522	6846	6645	6625	6399	6663	6468	6221	6043	5970	5805
6-11	8168	8048	7828	7628	7750	7684	8379	8389	7812	7882	8127	8026
11R	-	-	-	-	598	645	597	662	604	599	296	321
12-13 Arts & Commerce	588	959	452	924	475	913	475	912	523	1066	647	1175
12-13 Science,Math	294	479	350	291	188	212	65	137	193	281	278	323
12-13 Tech	-	-	-	-	180	111	180	111	202	116	65	36
13R	-	-	-	-	148	256	131	246	261	356	471	685
<b>Total</b>	15833	16008	15476	15488	15816	15964	16490	16925	15816	16343	15854	16371
<b>Grand Total</b>	28412		30964		32741		33415		32159		32225	

Source: ZED, Kilinochchi

Table : 7.7

**Strength of Staff in Kilinochchi District- 2019**

S.No	Categories of Teacher	Required	Available	Shortage	Excess
1	Year 1-5 Primary Education	100	41	59	0
	English			0	0
2	Year 6-11 Science Graduate	5	4	1	0
	Year 6-11 Maths Graduate	5	5	0	0
	English			0	0
3	Others	1986	1821	165	0
	Year 12-13 Science & Maths	57	58	-1	-1
	Arts & Commerce Graduate	129	129	0	0
	Others (English)	5	2	3	0
4	Other (Technical subj)	9	10	-1	-1
	Year 1-5 Sectional Heads	0	0	0	0
	Year 6-11 Sectional Heads	63	23	40	0
	Year 12-13 Sectional Heads	9	5	4	0
	Principals	147	86	61	0
<b>Total</b>		<b>2515</b>	<b>2184</b>	<b>331</b>	<b>-2</b>

Source: ZED, Kilinochchi  
Kilinochchi District



Table 7.8

### Students Particulars in Year 2019

Year	Name of Divisional Secretariat											
	Karachchi			Kandawalai			Poonakary			Pachchilaipalli		
	Male	Female	Total	Male	Female	Total	Male	Female	Total	Male	Female	Total
1	610	604	1,214	193	178	371	220	230	450	98	81	179
2	631	601	1,232	194	193	387	227	211	438	84	88	172
3	653	633	1,286	221	217	438	229	228	457	92	94	186
4	778	728	1,506	211	208	419	230	211	441	110	106	216
5	675	697	1,372	190	206	396	227	199	426	97	92	189
6	844	793	1,637	231	246	477	276	247	523	98	103	201
7	914	891	1,805	249	257	506	335	272	607	119	96	215
8	726	804	1,530	228	208	436	251	232	483	92	93	185
9	750	712	1,462	219	207	426	240	261	501	94	86	180
10	707	743	1,450	206	256	462	248	218	466	98	99	197
11	668	699	1,367	213	182	395	232	235	467	89	86	175
11R	171	181	352	9	18	27	104	112	216	12	10	22
12A	135	319	454	12	9	21	70	123	193	25	41	66
12C	69	76	145	10	3	13	11	11	22	6	10	16
12Se	25	93	118	2	3	5	4	7	11	2	8	10
12Ma	85	48	133	2	1	3	8	3	11	4	3	7
12Tec	40	11	51	-	-	-	10	21	31	2	-	2
13A	111	288	399	17	56	73	93	120	213	36	44	80
13C	58	66	124	8	15	23	8	6	14	2	1	3
13Se	52	77	129	3	12	15	1	10	11	-	7	7
13Ma	68	32	100	10	7	17	4	5	9	8	7	15
13Tec	36	27	63	10	6	16	11	1	12	8	2	10
13R	243	452	695	39	34	73	70	113	183	42	42	84
<b>Total</b>	<b>9,049</b>	<b>9,575</b>	<b>18,624</b>	<b>2,477</b>	<b>2,522</b>	<b>4,999</b>	<b>3,109</b>	<b>3,076</b>	<b>6,185</b>	<b>1,218</b>	<b>1,199</b>	<b>2,417</b>

Table : 7.9

### No.of Students Sat The G.C.E (O/L), 5<sup>th</sup> Scholarship and the Results Kilinochchi District - 2003 - 2019

Year	Sat		Passed		Percentage	
	Year 5 Scholar Ship	G.C.E (O/L)	Year 5 Scholar Ship	G.C.E. (O/L)	Year 5 Scholarship	G.C.E (O/L)
2003	1807	1953	73	403	4%	21%
2004	1811	1802	55	391	3%	22%
2005	2008	2351	50	464	2%	20%
2006	2048	1899	48	437	2%	23%
2007	1997	1957	111	541	6%	28%
2008	2061	-	154	-	7%	-
2009	-	-	-	-	-	-
2010	2005	2389	90	809	4%	34%
2011	2479	1975	132	553	5%	28%
2012	2230	1698	110	831	5%	49%
2013	2325	1571	159	645	7%	41%
2014	2491	1649	255	807	10%	49%
2015	2411	2171	194	772	9%	36%
2016	2469	2105	195	811	8%	39%
2017	3102	2484	225	1420	7%	57%
2018	2723	2157	306	1302	11%	60%
2019	2302	2254	276	1364	12%	61%

Source: ZED, Kilinochchi

Table: 7.10

### No.of Students Sat The G.C.E (A/L) & the Results Kilinochchi District - 2003 - 2019

Year	Sat	Number of Students							Total	Percentage
		Science	Commerce	Maths	Arts	Eng.Tech	Bio.Tech	Other		
2003	823	23	243	30	308	-	-	-	604	73%
2004	788	33	157	19	314	-	-	-	523	66%
2005	743	36	156	29	325	-	-	-	546	73%
2006	750	80	179	59	402	-	-	-	720	96%
2007	896	59	73	19	203	-	-	-	354	40%
2008	-	-	-	-	-	-	-	-	-	-
2009	-	-	-	-	-	-	-	-	-	-
2010	507	12	56	6	218	-	-	-	292	58%
2011	984	31	148	43	431	-	-	-	653	66%
2012	1233	58	144	43	545	-	-	-	790	64%
2013	1036	60	159	59	446	-	-	-	724	70%
2014	1300	79	194	62	414	-	-	-	749	58%
2015	1233	64	182	51	453	16	22	2	790	64%
2016	1216	89	156	57	379	42	57	0	780	64%
2017	1189	150	250	140	507	65	77	0	1189	100%
2018	1270	91	174	83	340	36	50	5	779	61%
2019	988	72	132	55	291	24	27	0	601	61%

Table : 7.11

**Grade Five Scholarship Results 2016 - 2019**

No	Divisional Secretariat	Sat / Pass	2016	2017	2018	2019
1	Karachchi	Sat	1395	1712	1577	1326
		Pass	144	162	205	196
2	Kandawalai	Sat	435	580	436	378
		Pass	31	33	50	35
3	Poonakary	Sat	456	596	511	415
		Pass	13	20	30	22
4	Pachchilaipalli	Sat	172	214	199	183
		Pass	7	10	21	23
<b>Percentage of Qualifying %</b>			<b>7.90</b>	<b>7.25</b>	<b>7.25</b>	<b>11.99</b>

Source: ZED, Kilinochchi

Table : 7.12

**General Certificate of Education -  
Ordinary Level Exam Result 2016 - 2019**

No	Divisional Secretariat	Sat / Pass	2016	2016	2017	2019
1	Karachchi	Sat	1215	1530	1265	1277
		Pass	510	878	780	790
2	Kandawalai	Sat	326	362	314	374
		Pass	116	182	172	231
3	Poonakary	Sat	397	387	414	437
		Pass	129	232	242	228
4	Pachchilaipalli	Sat	166	205	164	166
		Pass	56	128	108	115
<b>Percentage of Qualifying %</b>			<b>39.00</b>	<b>57.17</b>	<b>60.36</b>	<b>60.51</b>

Source: ZED, Kilinochchi

Table : 7.13

### Year 5 Scholarship Result 2007 - 2019

No	Zonal Education Office	Subjects	Sat / Pass	2007	2008	2009	2010	2011	2012	2013	2014	2015	2016	2017	2018	2019
1	Kilinochchi	All Subjects	Sat	1957	-	-	2389	2450	2230	2325	2491	2411	2469	3102	2723	2302
			Pass	541	-	-	809	553	110	159	255	194	195	225	306	276

Source: ZED, Kilinochchi

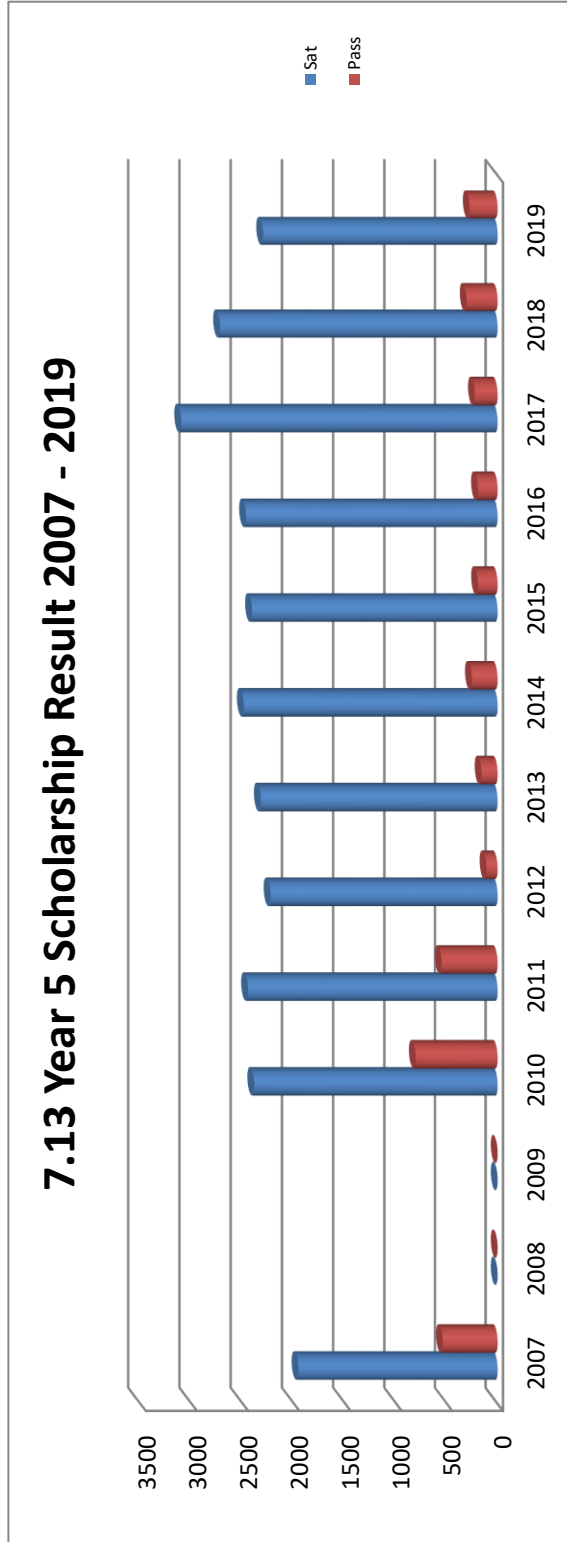


Table : 7.14

**General Certificate of Education - Ordinary Level Exam 2007 - 2019**

No	Zonal Education Office	Subjects	Sat / Pass	2007	2008	2009	2010	2011	2012	2013	2014	2015	2016	2017	2018	2019
1	Kilinochchi	All Subjects	Sat Pass	896 354	- -	479 307	984 653	1975 553	1698 831	1571 645	1649 807	2171 772	2105 811	2484 1420	2157 1302	2254 1364

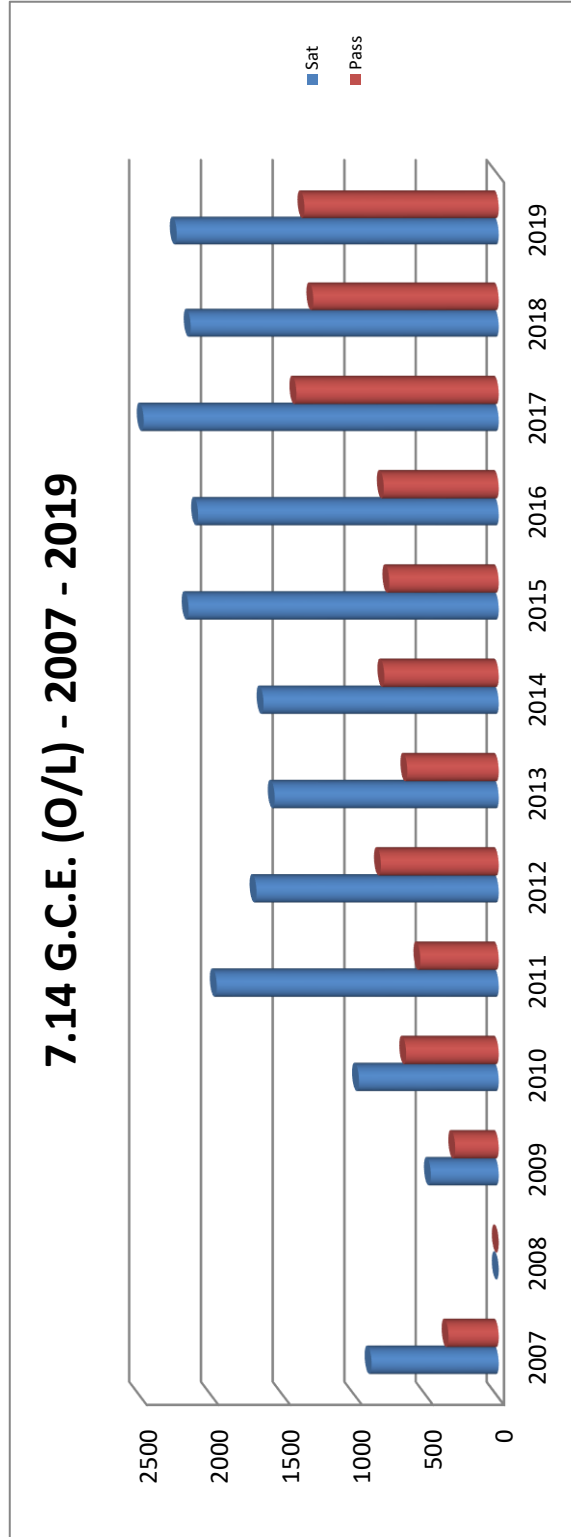


Table : 7.15

**General Certificate of Education - Advance Level Exam Result 2007 - 2019**

No	Zonal Education Office	Subjects	Sat / Pass	2007	2008	2009	2010	2011	2012	2013	2014	2015	2016	2017	2018	2019
1	Kilinochchi	All Subjects	Sat Pass	896 354	- -	479 307	984 653	812 575	1233 790	1038 724	1085 749	1233 790	1216 780	1189 766	1270 779	988 601

Source: ZED, Kilinochchi

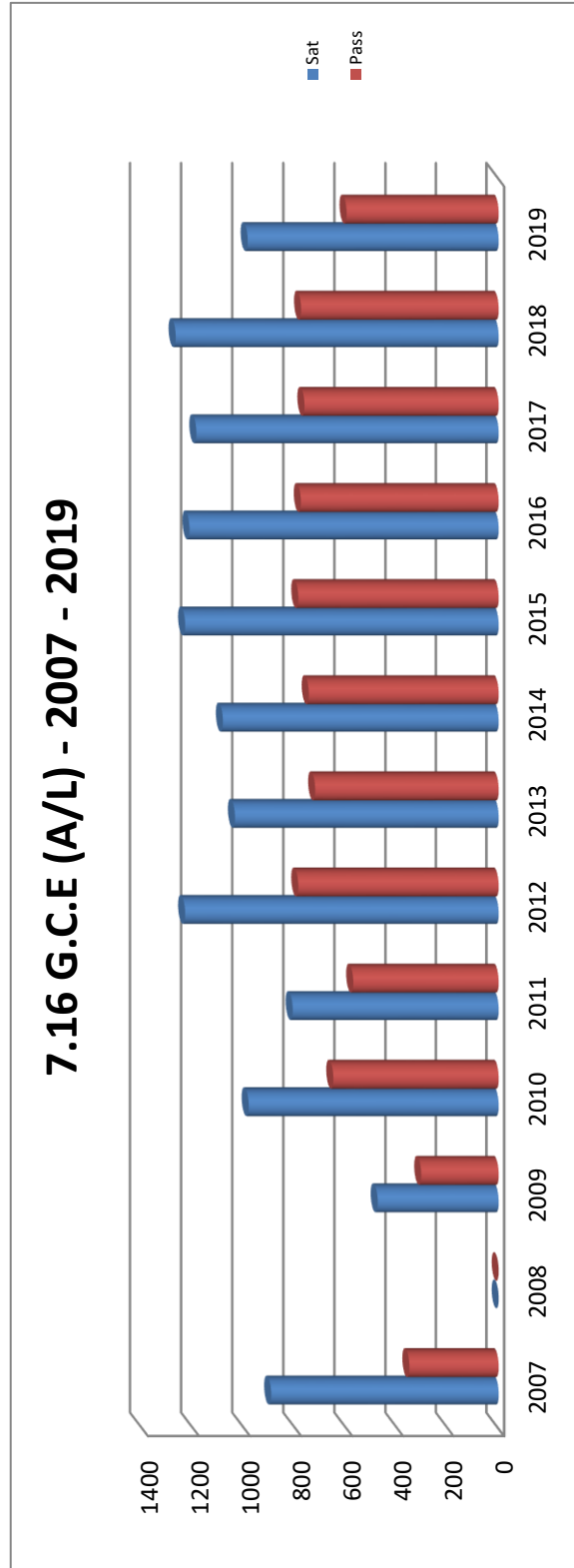


Table : 7.16

**General Certificate of Education - Advance Level Exam Result DS  
Division wise 2013 - 2019**

No	DS Office	Sat / Pass	2013	2014	2015	2016	2017	2018	2019
1	Karachchi	Sat	641	832	820	821	812	832	1220
		Pass	440	469	497	520	518	324	384
2	Kandawalai	Sat	145	184	134	135	128	143	102
		Pass	96	111	101	88	93	85	57
3	Poonakary	Sat	145	158	171	154	134	178	170
		Pass	110	94	123	107	89		112
4	Pachchilaipalli	Sat	105	126	108	106	115	117	71
		Pass	77	77	69	65	66	74	48
<b>Percentage of Qualifying %</b>			69.80	57.80	64.10	64.10	64.40	64.40	60.82

Source: ZED, Kilinochchi

Table : 7.17

**General Certificate of Education - Advance Level Exam Result Subject  
Wise 2013- 2019**

No	Zonal Education Office	Subjects	Sate / Pass	2013	2014	2015	2016	2017	2018	2019
1	Kilinochchi	Mathematics	Sat	116	125	107	110	140	160	114
			Pass	59	62	51	57	73	83	55
		Science	Sat	113	154	134	151	150	156	114
			Pass	40	79	64	89	74	91	72
		Commerce	Sat	245	312	253	219	250	243	188
			Pass	159	194	182	156	171	174	132
		Arts	Sat	465	709	654	520	507	501	453
			Pass	465	416	453	379	371	340	291
		Eng.Technology	Sat	-	-	36	95	65	88	65
			Pass	-	-	16	42	36	36	24
		Bio.Technology	Sat	-	-	46	94	77	116	54
			Pass	-	-	22	57	41	50	27
		Others	Sat	-	-	3	27	0	6	0
			Pass	-	-	2	0	0	5	0

Source: ZED, Kilinochchi

Table : 7.18

**Free Books For Students Issued in 2019**

S.No	Divisional Secretariat	Required	Received	Deficiency
1	Karachchi	202,289	154,033	48,256
2	Kandawalai	55,684	55,659	25
3	Poonakary	59,986	59,825	161
4	Pachchlaipalli	24,570	24,503	67
<b>Total</b>		<b>342,529</b>	<b>294,020</b>	<b>48,509</b>

Source: ZED, Kilinochchi

Table: 7.19

**Details of Students And Teachers in 2019**

No	Divisional Secretariat	No. of Students			No. of Teachers	Teachers Students Ratio	Schools Types	Class Range
		Mala	Female	Total				
01	Karachchi	9049	9575	18624	1088	17.1		
02	Kandawalai	2477	2522	4999	371	13.1		
03	Poonakary	3109	3076	6185	441	14.1		
04	Pachchlaipalli	1218	1199	2417	198	12.1		
<b>TOTAL</b>		<b>15853</b>	<b>16372</b>	<b>32225</b>	<b>2098</b>			

Source: ZED, Kilinochchi



Table :7.19.1

**Details of Students and Teachers in 2019****Karachchi DS Division**

No	Name of Schools	No. of Students			No. of Teachers	Teachers Students Ratio	Schools Types	Class Range
		Male	Female	Total				
1	KN/Kilinochchi Central College	801	786	1587	82	19.1	1AB	6-13
2	KN/Kilinochchi Hindu College	475	548	1023	58	18.1	1AB	6-13
3	KN/St.Theresa Girls College	124	768	892	50	18.1	1AB	1-13
4	KN/Vaddakachchi MV	309	364	673	39	17.1	1AB	6-13
5	KN/Ramanathapuram MV	337	500	837	52	16.1	1C	1-13
6	KN/Akkarayan MV	363	328	691	45	15.1	1AB	6-13
7	KN/Uruthirapuram MV	221	239	460	36	13.1	1C	1-13
8	KN/Vannerikkulam MV	96	101	197	25	8.1	1C	1-13
9	KN/Kanagapuram MV	218	221	439	44	10.1	1C	1-13
10	KN/Ramanathapuram West GTMS	190	158	348	23	15.1	II	1-11
11	KN/St.Fatima RCTMS	174	183	357	25	14.1	II	1-11
12	KN/Thiruvaiyaru MV	388	283	671	44	15.1	1C	1-13
13	KN/Kilinochchi MV	1258	1185	2443	95	26.1	1AB	1-13
14	KN/Sinhala M.V	0	0	0	0		1C	1-13
15	KN/Konavil GTMS	249	259	508	29	17.1	1C	6-13
16	KN/Kanagambikaikulam GTMS	175	141	316	23	14.1	II	1-11
17	KN/Pannakkandy HTMS	40	25	65	12	5.1	II	1-9
18	KN/Skanthapuram No.1 GTMS	61	52	113	5	22.1	III	1-5
19	KN/Skanthapuram No.2 GTMS	121	129	250	16	16.1	II	1-9
20	KN/Sivanagar GTMS	179	149	328	20	16.1	II	1-11
21	KN/Vaddakachchi South GTMS	14	19	33	5	7.1	III	1-5
22	KN/Kunchuchukulam Ganesha Vid	0	0	0	0		III	1-5
23	KN/Puthumuruppu Vigneswara Vid	213	154	367	24	15.1	II	1-11
24	KN/St.Antony RCTMS	115	131	246	18	14.1	II	1-11
25	KN/Bharathy Vid	317	354	671	35	19.1	1AB	6-13

No	Name of Schools	No. of Students			No. of Teachers	Teachers Students Ratio	Schools Types	Class Range
		Male	Female	Total				
26	KN/Anavilunthankulam GTMS	37	39	76	5	15.1	III	1-5
27	KN/Oottupulam GTMS	136	138	274	17	16.1	II	1-11
28	KN/Sivapathakalayagam GTMS	216	202	418	27	15.1	II	1-11
29	KN/Unionkulam GTMS	21	21	42	5	8.1	III	1-5
30	KN/Kannakaipuram GTMS	33	19	52	5	10.1	III	1-5
31	KN/Selvanagar GTMS	125	134	259	13	20.1	II	1-9
32	KN/Kilinochchi Hindu Primary Vid	228	238	466	22	21.1	III	1-5
33	KN/Iyanarpuram GTMS	144	137	281	20	14.1	II	1-11
34	KN/Santhapuram Kalaimagal Vid	256	259	515	33	16.1	II	1-11
35	KN/Alagapuri Vid	48	46	94	5	19.1	III	1-5
36	KN/Mayavanoor Vid	46	58	104	5	21.1	III	1-5
37	KN/Vivehanantha Vid	351	367	718	39	18.1	II	1-11
38	KN/Kilinochchi central Primary Vid	366	330	696	30	23.1	III	1-5
39	KN/Akkarayan Primary Vid	70	68	138	8	17.1	III	1-5
40	KN/Thiruvalluvar Vid	36	23	59	4	18.1	III	1-5
41	KN/Annai Sarathathevi Vid	192	158	350	13	27.1	III	1-5
42	KN/Ramakrishna Vid	54	37	91	6	15.1	III	1-5
43	KN/Vaddakachchi primary Vid	108	99	207	13	16.1	III	1-5
44	Konavil Kandi primary Vid	144	125	269	13	21.1	III	1-5
<b>Total</b>		9049	9575	18624	1088			

Table :7.19.2

## Details of Students and Teachers in 2019

### Kandawalai DS Division

No	Name of Schools	No. of Students			No. of Teachers	Teachers Students Ratio	Schools Types	Class Range
		Mala	Female	Total				
1	KN/Ramanathapuram East GTMS	256	273	529	32	16.1	II	1-11
2	KN/Muruganantha MV	255	253	508	31	16.1	1AB	6-13
3	KN/Paranthan Hindu MV	292	283	575	34	17.1	1C	1-13
4	KN/Kalaweddithidal Nageswara Vid	39	30	69	16	4.1	II	1-11
5	KN/Kandawalai MV	91	80	171	24	7.1	1C	1-13
6	KN/Tharmapuram MV	392	413	805	48	17.1	1AB	6-13
7	KN/Elephanpass GTMS	47	41	88	4	22.1	III	1-5
8	KN/Murasumoddi GTMS	15	9	24	5	5.1	III	1-5
9	KN/Paranthan GTMS	19	19	38	10	4.1	II	1-9
10	KN/Kannagaiamma Vid	35	51	86	17	5.1	II	1-11
11	KN/Tharmapuram No.1 GTMS	209	251	460	20	23.1	III	1-5
12	KN/Umaiyalpuram GTMS	24	12	36	6	6.1	III	1-5
13	KN/Periyakulam Iyanar Vid	10	15	25	5	5.1	III	1-5
14	KN/Pulliyampokkanai Nagenthira Vid	19	20	39	4	10.1	III	1-5
15	KN/Mylvaganapuram GTMS	37	41	78	4	20.1	III	1-5
16	KN/Punnaineeravi GTMS	134	130	264	20	13.1	II	1-11
17	KN/Piramanthanaru MV	246	260	506	38	13.1	1C	1-13
18	KN/Kalmadunagar GTMS	20	19	39	5	8.0	III	1-5
19	KN/Kaddaikadu GTMS	27	33	60	5	12.1	III	1-5
20	KN/Kumarasampuram GTMS	23	22	45	5	9.1	III	1-5
21	KN/Thampirasapuram GTMS	31	25	56	6	9.1	III	1-5
22	KN/Kallaru Tamil Vid	80	95	175	15	12.1	II	1-9
23	KN/Murugananda Primary Vid	115	88	203	12	17.1	III	1-5
24	KN/Ambikai Vid	61	59	120	5	24.1	III	1-5
<b>Total</b>		<b>2477</b>	<b>2522</b>	<b>4999</b>	<b>371</b>			

Source: ZED, Kilinochchi

Table: 7.19.3

**Details of Students and Teachers in 2019****Poonakary DS Division**

No	Name of Schools	No. of Students			No. of Teachers	Teachers Students Ratio	Schools Types	Class Range
		Mala	Female	Total				
01	KN/Iranaitivu RCTMS	219	194	413	25	16.1	II	1-11
02	KN/Mulankavil MV	499	571	1070	43	25.1	1AB	6-13
03	KN/Nachchikuda GTMS	200	187	387	25	15.1	II	1-11
04	KN/Veravil Hindu MV	134	111	245	21	12.1	1C	1-13
05	KN/Ponnaewelly Saivapragasa Vid	0	0	0	0	-	III	1-5
06	KN/Kariyalai Nagapaduvan No.2 GTMS	81	83	164	16	10.1	II	1-9
07	KN/Kariyalai Nagapaduvan No.3 GTMS	14	14	28	4	7.1	III	1-5
08	KN/Kiranchi GTMS	158	166	324	18	18.1	II	1-11
09	KN/Kumulamunai GTMS	109	91	200	14	14.1	II	1-9
10	KN/Pallavarajankaddu HTMS	0	0	0	0	-	III	1-5
11	KN/Chempankunru GTMS	22	17	39	3	13.1	III	1-5
12	KN/Vallaippadu RCTMS	144	136	280	21	13.1	II	1-11
13	KN/Poonagary MV	356	366	722	44	16.1	1AB	1-13
14	KN/Aththai Muthukkumarasamy GTMS(T.C)	0	0	0	0	-	III	1-5
15	KN/Cheliyathivu GTMS	53	60	113	17	7.1	II	1-11
16	KN/Cheddiyakuruchchi GTMS (T.C)	0	0	0	0	-	III	1-5
17	KN/Gnaimadam GTMS	24	32	56	12	5.1	II	1-11
18	KN/Karukkaiththivu MV	86	85	171	24	7.1	1C	1-13
19	KN/Kowtharimunai GTMS	0	0	0	0	-	III	1-5
20	KN/Madduvilnadu GTMS	9	10	19	6	3.1	III	1-5
21	KN/Paramankirai GTMS	17	19	36	4	9.1	III	1-5
22	KN/Poonagary Nallur MV	49	45	94	22	4.1	1C	1-13
23	KN/Samipulam GTMS	4	2	6	2	3.1	III	1-5
24	KN/Thambirai GTMS	0	0	0	0	-	III	1-5
25	KN/Vinasiyodai GTMS	68	45	113	17	7.1	II	1-9
26	KN/Jeyapuram GTMS	199	229	428	27	16.1	1C	1-13
27	KN/Sunnavil GTMS	0	0	0	0	-	III	1-5
28	KN/Mukkompan GTMS	275	232	507	32	16.1	1C	1-13
29	KN/Poonagary Sri Vig.Vid	189	188	377	29	13.1	II	1-11
30	KN/Pallikkuda Vid	36	30	66	3	22.1		
31	KN/Mulankavil Primary vid	164	163	327	12	27.1	III	1-5
<b>Total</b>		<b>3109</b>	<b>3076</b>	<b>6185</b>	<b>441</b>			

Source: ZED, Kilinochchi

Table : 7.19.4

## Details of Students And Teachers in 2019

### Pachchilaipalli DS Division

No	Name of Schools	No. of Students			No. of Teachers	Teachers Students Ratio	Schools Types	Class Range
		Mala	Female	Total				
1	KN/Pallai Central College	382	404	786	51	15.1	1AB	6-13
2	KN/Iyakkachchi GTMS	114	116	230	20	12.1	Type II	1-11
3	KN/Masar GTMS	79	76	155	18	9.1	Type II	1-11
4	KN/Allippallai CCYMS	7	8	15	3	5.1	Type III	1-5
5	KN/Kilaly RCTMS	60	47	107	18	6.1	Type II	1-11
6	KN/Kovilvayal CCTMS	61	59	120	8	15.1	Type II	1-9
7	KN/Muhamalai RCTMS	8	12	20	2	10.1	Type III	1-5
8	KN/Muhavil GTMS	17	10	27	4	7.1	Type III	1-5
9	KN/Pallai RCTMS	95	87	182	19	10.1	Type II	1-11
10	KN/Soranpattu CCTMS	13	10	23	3	8.1	Type III	1-5
11	KN/Soranpattu Ganesha Vid	57	40	97	12	8.1	Type II	1-9
12	KN/Tharmakkerny GTMS	64	78	142	12	12.1	Type II	1-9
13	KN/Vemmpodukerny CCTMS	104	101	205	17	12.1	Type II	1-11
14	KN/Pallai Hindu primary Vid	157	151	308	11	28.1	Type III	1-5
<b>TOTAL</b>		<b>1218</b>	<b>1199</b>	<b>2417</b>	<b>198</b>			

Source: ZED, Kilinochchi

Table:7.20

### Details of Pre - Schools in Kilinochchi District in 2019

S.No	DS/AGA Office	No. of Pre School	No. of Student	No. of Teachers
1	Karachchi	95	2266	262
2	Kandawalai	38	687	102
3	Poonakary	55	888	109
4	Pachchilaipalli	25	361	49
Total		213	4202	522


Source : PSEDC, Kilinochchi

Table:7.21

### Details of Physical Resources For Pre Schools in Kilinochchi District - 2019

S.No	District	Discription	Permanant	Semi - Pemanant	Temparary
1	Kilinochchi	Buildings	148	50	10
		Wells	120	50	43
		Toilets	130	40	43
		Playground	120	0	113

Source : PSEDC, Kilinochchi



# Chapter VIII





Table : 8.1

**Basic Details in Kilinochchi District -31.12.2019**

BASIC INFORMATION	Total No of Beds
<b>Health</b>	
Teaching Hospital	
General Hospital	292
Base Hospital (Type A)	-
Base Hospital (Type B)	39
Divisional Hospital	191
Primary Medical Care Unit	-
Chest Clinic	-
Cancer Unit	-
Psychiatric Unit	-
Gramodaya Health Centre	-
MOH	-
School Dental Clinic	-
Anti Malaria Campaign	-
<b>Indigenous Medicine</b>	
Siddha Base / District Hospitals	<b>24</b>
Siddha Rural Hospitals	-
Siddha Central Dispensary	-
Provincial Indigenous Medical Production unit	-
Community Medical unit	-
Herbal Gardens	-
Siddha Free Dispensary	-

Source :- RDHS, Kilinochchi

Table : 8.2

**Health Indicators Details in Kilinochchi District as at 31.12.2019**

Health Indicators	Total
Population (Mid Year)	128,252
No. of live births in year 2018	1,910
Crude Birth Rate - (No of live birth per 1000 population)	14.9
No. of deaths in year 2018	589
Crude death Rate- (No of death per 1000 population)	4.6
No. of infants deaths in year 2018	24
Infant Mortality Rate-(No of infant death per 1000 live births)	12.6
No. of deaths of children ( 1 -5 Yrs) in year 2018	7
No. of children (1-5 Yrs) in year 2018	5,219
Child Mortality Rate-No of death of children between 1 and 5 year per 1000 children of same age	1.3
No. of live births in year 2018	1,910
No. of maternal deaths in year	2
Maternal Mortality rate-(No of maternal death per 100,000 live birth)2017	91.9
Still births in year 2018	13
Still Birth Rate (No of Still Births for 1000 Births)	6.8

Source :- RDHS, Kilinochchi

Table : 8.3

### Out Patient Attendance, Average Daily Attendance at OPD by Institution wise in District - 2019

Name of Institution	OPD Attendance	Average Daily Attendance	Total Admission (Indoor Patients )	Clinics Attendance	Surgical Invesigation No.of Surgeries Major/ Minor
DGH,Kilinochchi	165,952	455	44,940	127,864	9569
DH, Mulankavil	54,598	150	4,491	14,502	
DH, Poonakary	31,542	86	2,867	7,099	
DH, Palai	38,518	107	2,685	10,537	587
DH, Akkarayankulam	30,290	83	4,187	13,256	314
DH, Tharmapuram	40,676	112	3,931	13,012	
DH, Vaddakachchi	22,335	61	189	6,366	
DH, Veravil	17,927	49	1,003	2,141	
DH, Uruthirapuram	33,920	93	585	4,164	
PMCU, Vannerikulam	3,770	28		1,113	
PMCU, Kandawalai	3,047	13		487	
PMCU, Jeyapuram	8,908	24		734	
PMCU, Piramanthanaru	4,007	29		226	

Table : 8.4

### Bed Strength, Bed Occupancy Rate, Average Duration of Stay in Hospital by Type of Institution in Kilinochchi District- 2019

Name of Institution	Bed Strength	Bed Occupancy Rate	Average Duration of Stay in Hospital
DGH, Kilinochchi	292	92.70	2
DH, Mulankavil	39	46.20	1
DH, Poonakary	28	18.60	1
DH, Palai	25	37.00	1
DH, Akkarayankulam	87	18.80	1
DH, Tharmapuram	28	25.80	1
DH, Vaddakachchi	0	0.00	0
DH, Veravil	17	37.80	2
DH, Uruthirapuram	6	13.60	1

Table : 8.5

### New Acceptance of Family Planning Methods in Kilinochchi District- 2019

S.No	Methods	Number
1	Tubectomy ( L.R.T )	216
2	Vesectomy	0
3	Injection	946
4	Oral	235
5	IUD	351
6	Implants	481
7	Condoms	249
<b>Total</b>		<b>2478</b>

Source :- RDHS, Kilinochchi

Table : 8.6

### Population Land Extent and Population Density by Districts and by MOH Area in Kilinochchi - 2019

No	MOH Area	Population	Land Extent (Sq.Km)	Population Density Population per Sq.Km
1	Karaichchi	81,951	410.96	199.41
2	Kandawalai	25,832	209.70	123.19
3	Poonakary	24,289	448.75	54.13
4	palai	12,272	167.70	73.18
<b>Total</b>		<b>144,344</b>	<b>1,237.11</b>	<b>449.90</b>

Source :- RDHS, Kilinochchi

Table : 8.7

### Details of Surgeries in Kilinochchi District- 2019

Name of Institution	Surgeries						
	Major	Minor	Intermediate	Eye	Plastic	LRT	LSCS
DGH, Kilinochchi	1667	7902	587	972	1667	185	522
DH Akkarayankulam		314					
DH Palai		587					
Total	1667	8803	587	972	1667	185	522

Table : 8.8

### Malaria Cases : Population \* Ratio by Kilinochchi District - 2019

No.of Houses Sprayed	No.of fever cases Detected	No.of fever cases treated	No.of Blood film Taken	No.of Positive Cases	Total Susceptible population	Total Number of Plasmodium Vivax cases	Pv : Population * radio	Total Number of plasmodium Falciparam cases	PF: Population * Radio	Mix	Slide Position Rate
-	13113	-	26162	-	45501	-	-	-	-	-	17.99

\* Population - refers to the susception and not to the general population

Source :- RDHS, Kilinochchi

## Clinic Attendance in Kilinochchi District - 2019

Name of Institution	Medical		Surgical		Gyn		Phychiatric		Skin		Diabetic		Eye		ANC		WBC		Family Planning		Cancer		Dental	
	No.Held	Attendance	No.Held	Attendance	No.Held	Attendance	No.Held	Attendance	No.Held	Attendance	No.Held	Attendance	No.Held	Attendance	No.Held	Attendance	No.Held	Attendance	No.Held	Attendance	No.Held	Attendance	No.Held	Attendance
DGH, Kilinochchi	101	19497	51	6061	52	1336	51	5694	244	1330	52	8108	119	15139	109	8062	24	87	102	1005	6	576	363	####
BH, Mulankavil	52	2921	-	-	-	-	-	-	-	-	21	1814	-	-	24	1543	24	719	51	1544	-	-	341	3144
DH, Poonakary	52	3647	-	-	-	-	12	606	-	-	-	-	-	-	24	606	-	-	-	-	-	296	2191	
DH, Palai	52	3217	-	-	-	-	52	550	-	-	51	2733	-	-	12	151	-	-	65	385	-	317	2348	
DH, Akkarayankulam	52	5177	-	-	-	-	-	-	-	-	52	2338	-	-	52	396	12	202	42	186	-	329	1880	
DH, Tharmapuram	104	7109	-	-	-	-	12	1153	-	-	146	1843	-	-	12	252	-	-	-	-	-	262	2420	
DH, Vaddakachchi	52	3047	-	-	-	-	12	725	-	-	49	1256	-	-	-	-	-	-	-	-	-	47	545	
DH, Veravil	52	922	-	-	-	-	-	-	-	-	52	500	-	-	12	230	71	215	-	-	-	-	-	
DH, Uruthirapuram	52	2498	-	-	-	-	52	584	-	-	-	-	-	-	-	-	-	-	-	-	-	48	639	
PMCU, Kandawalai	86	118	-	-	-	-	-	-	-	-	-	-	-	-	-	-	-	-	-	-	-	-	-	
PMCU, Vnnerikulam	104	1113	-	-	-	-	-	-	-	-	-	-	-	-	-	-	-	-	-	-	-	-	-	
PMCU, Piramanthararu	-	-	-	-	-	-	12	226	-	-	-	-	-	-	-	-	-	-	-	-	-	-	-	
PMCU, Jeyapuram	20	715	-	-	-	-	-	-	-	-	-	-	-	-	12	19	-	-	-	-	-	-	-	

Table: 8.9

Table : 8.10

**Details Regarding Malaria, Dengue, Tuber- Culosis, Filariasis,  
Leprosy, Std & Rabies - 2019**

S.No	Indicators	Year 2019
<b>1.0</b>	<b>Specialised Campaign</b>	
	<b>Malaria</b>	
1.1	No.of slides examined	26162
	No.of slidepositive for malaria (PF+PV)	0
	No.of slidespositive for PF	0
	Number of houses prayed	0
	Total No. of houses to be sprayed	45501
	No. of cases of malaria	0
	No .of deaths	0
	<b>Dengue</b>	
1.2	No of Notification	372
	Confirmed Cases	265
	Deaths	1
	<b>Tuberculosis</b>	
1.3	Number of new cases registered	61
	Total cases under treatment	42
	Number of deaths	3
	<b>Filariasis</b>	
1.4	Number of persons examined	0
	Total cases under treatment	0
	<b>Leprosy</b>	
1.5	Number of new cases registered	2
	Total cases under treatment	5
	No of Deaths	0
	<b>S.T.D</b>	
1.6	Number of cases investigated	122
	Number of HIV positive	1
	Number Treated	1
	No.of AIDS - HIV	1
	No of deaths	0
	<b>Rabies</b>	
1.7	No. of dogs estimated	16033
	No. of dogs vaccinated	2642
	No of cases of Human rabies	0
	No of deaths	0

Source :- RDHS,Kilinochchi

Table : 8.11

**Details of Vaccination in Kilinochchi District - 2019**

Antigen / Dose	MOH Karaichchi	MOH Kandawalai	MOH Poonakary	MOH Palai	Total
<b>BCG</b>					
Infants 1 <sup>st</sup> Dose	2999	0	26	5	3030
2 <sup>nd</sup> Dose	9	0	3	0	12
<b>PENTAVALENT VACCINE (PVV)</b>					
1 <sup>st</sup> Dose	1123	422	421	198	2164
2 <sup>nd</sup> Dose	1143	425	451	195	2214
3 <sup>rd</sup> Dose	1145	405	428	202	2180
<b>DPT</b>					
4th Dose	970	372	421	186	1949
<b>ORAL POLIO VACCINE (OPV)</b>					
1 <sup>st</sup> Dose	1123	422	421	198	2164
2 <sup>nd</sup> Dose	1143	425	451	195	2214
3 <sup>rd</sup> Dose	1147	405	458	202	2212
4 <sup>th</sup> Dose	970	372	421	186	1949
(at 05 years) 5 <sup>th</sup> Dose	936	355	361	205	1857
<b>MEASLES MUMPS &amp; RUBELLA VACCINE(MMR)</b>					
1 <sup>st</sup> Dose	1094	393	417	209	2113
2 <sup>nd</sup> Dose(on Completion of 3 <sup>rd</sup> Year)	987	328	352	154	1821
As Rubella containing vaccine(for females at 16-44 years)	12	11	12	4	39
<b>LIVE JE VACCINE (LJEV)</b>					
1 <sup>st</sup> Birth cohort (on completion of 9)	1054	376	403	201	2034
Other Birth cohorts	0			1	1
<b>DOUBLE VACCINE (DT)</b>					
1 <sup>st</sup> Dose				0	0
2 <sup>nd</sup> Dose				0	0
3 <sup>rd</sup> Dose				0	0
4 <sup>th</sup> Dose				0	0
(at 05 years) 5 <sup>th</sup> Dose	936	355	361	205	1857



## Details of Vaccination in Kilinochchi District - 2019

Antigen / Dose	MOH Karaichchi	MOH Kandawalai	MOH Poonakary	MOH Palai	Total
<b>TETANUS TOXOID (TT)</b>					
Pregnant (a) 1 <sup>st</sup> Dose	455	193	167	64	879
Women (b) 2 <sup>nd</sup> Dose	389	202	152	68	811
(c) 3 <sup>rd</sup> Dose	257	114	120	55	546
(d) 4 <sup>th</sup> Dose	109	66	77	30	282
(e) 5 <sup>th</sup> Dose	41	19	24	9	93
Others (Trauma) 1 <sup>st</sup> Dose	977		544	226	1747
2 <sup>nd</sup> Dose					0
3 <sup>rd</sup> Dose					0
Booster dose					0
<b>INACTIVATED POLIO VACCINE (IPV)</b>					
IPV (IMDose)		0	0		0
fIPV1(2nd Month)	1123	422	421	198	2164
fIPV2(4th Month)	1143	425	451	169	2188
<b>OTHER VACCINES</b>					
1 st Dose					0
<b>aTd Vaccine</b>					
In grade 7	5921	540	591	852	7904
In other grade					0
<b>HPV</b>					
In Grade 6 - HPV1	2281	187	244	416	3128
In Grade 6 - HPV2	831	188	229	210	1458
In other Grades - HPV1			1	0	1
In other Grades - HPV2	2025				2025
In other Grades - HPV2					

Source :- RDHS, Kilinochchi

Table :8.12

### Information Regarding the Vacancies of Medical Officers 2019

#### Name of the RDHS Division - Kilinochchi

Institotion	Catogray of MOO ( Speciality )	Approved Cadre	No. of Position	No. of Vacancies For Proposed Cadre
Reg. Director of Health Services	Reg. Director of Health Services	1	0	1
	Deputy RDHS	1	2	-1
	Medical Officer - Relief	3	2	1
	Medical Officer - MCH	1	0	1
	Medical Officer - NCD	1	1	0
	Medical Officer - RE	1	1	0
	Medical Officer - Planning	1	0	1
	Medical Officer	9	2	7
	Regional Dental Surgeon	1	1	0
	Dental Surgeon	1	1	0
	RSPHNO	1	0	1
	<b>Sub Total</b>	<b>21</b>	<b>10</b>	11
District General Hospital Kilinochchi	Director	1	1	0
	Medical consultant	24	18	6
	Medical Officer	80	56	24
	Dental Surgeon	3	3	0
	Matron	3	1	2
	Ward sister	12	4	8
	Nursing Officers	110	105	5
		<b>Sub Total</b>	<b>233</b>	<b>188</b>
Base Hospital , Mulangavil	Medical Superindent	1	0	1
	Medical Consultant	1	0	1
	Medical Officer	10	4	6
	Dental Surgeon	2	1	1
	Matron	1	1	0
	Ward Sister	1	0	1
	Nursing Officers	10	7	3
		<b>Sub Total</b>	<b>26</b>	<b>13</b>
Divisional Hospital, Akkarayankulam	Medical Officer	4	4	0
	Dental Surgeon	1	1	0
	Nursing Officers	6	6	0
		<b>Sub Total</b>	<b>11</b>	<b>11</b>
Divisional Hospital , Poonakary	Medical Officer	4	3	1
	Dental Surgeon	1	1	0
	Nursing Officers	6	5	1
		<b>Sub Total</b>	<b>11</b>	<b>9</b>

## Information Regarding the Vacancies of Medical Officers 2019

### Name of the RDHS Division - Kilinochchi

Institotion	Catogray of MOO ( Speciality )	Approved Cadre	No. of Position	No. of Vacancies For Proposed Cadre
Divisional Hospital , Palai	Medical Officer	3	2	1
	Dental Surgeon	1	1	0
	Nursing Officers	4	2	2
	<b>Sub Total</b>	<b>8</b>	<b>5</b>	<b>3</b>
Divisional Hospital , Tharmapuram	Medical Officer	2	2	0
	Dental Surgeon	1	1	0
	Nursing Officers	4	4	0
	<b>Sub Total</b>	<b>7</b>	<b>7</b>	<b>0</b>
Divisional Hospital , Vaddakkachchi	Medical Officer	2	0	2
	Dental Surgeon	1	0	1
	<b>Sub Total</b>	<b>3</b>	<b>0</b>	<b>3</b>
Divisional Hospital , Veravil	Medical Officer	2	2	0
	Dental Surgeon	1	0	1
	<b>Sub Total</b>	<b>3</b>	<b>2</b>	<b>1</b>
Divisional Hospital , Uruthirapuram	Medical Officer	2	1	1
	Dental Surgeon	1	0	1
	RMO/AMO	1	0	1
	<b>Sub Total</b>	<b>4</b>	<b>1</b>	<b>3</b>
MOH Office , Palai	MOH	1	1	0
	PHNS	1	0	1
	<b>Sub Total</b>	<b>2</b>	<b>1</b>	<b>1</b>
MOH Office ,Karaichchi	MOH	2	1	1
	PHNS	1	1	0
	<b>Sub Total</b>	<b>3</b>	<b>2</b>	<b>1</b>
MOH Office , Kandawalai	MOH	1	0	1
	AMOH	1	1	0
	PHNS	1	0	1
	<b>Sub Total</b>	<b>3</b>	<b>1</b>	<b>2</b>
MOH Office , Poonakary	MOH	1	0	1
	AMOH	0	2	-2
	PHNS	1	0	1
	<b>Sub Total</b>	<b>2</b>	<b>2</b>	<b>0</b>
Chest Clinic	Medical Officer	2	1	1
	Nursing Officers	2	0	2
	<b>Sub Total</b>	<b>4</b>	<b>1</b>	<b>3</b>

## Information Regarding the Vacancies of Medical Officers 2019

### Name of the RDHS Division - Kilinochchi

Institution	Catogray of MOO ( Speciality )	Approved Cadre	No. of Position	No. of Vacancies For Proposed Cadre
STD	Medical Officer -STD	1	1	0
	<b>Sub Total</b>	<b>1</b>	<b>1</b>	<b>0</b>
PMCU- Piramanthanaru	Medical Officer	1	0	1
	<b>Sub Total</b>	<b>1</b>	<b>0</b>	<b>1</b>
PMCU-Jeyapuram	Medical Officer	1	1	0
	<b>Sub Total</b>	<b>1</b>	<b>1</b>	<b>0</b>
PMCU-kandawalai	Medical Officer	1	0	1
	<b>Sub Total</b>	<b>1</b>	<b>0</b>	<b>1</b>
PMCU-vannerikkul	Medical Officer	1	1	0
	<b>Sub Total</b>	<b>1</b>	<b>1</b>	<b>0</b>
Mental Health Resource Centre	Medical Officer	1	0	1
	<b>Sub Total</b>	<b>1</b>	<b>0</b>	<b>1</b>
AMC, Kilinochchi	Medical Officer - AMC	1	1	0
	Regional Malaria Officer	1	1	0
	<b>Sub Total</b>	<b>2</b>	<b>2</b>	<b>0</b>

Table: 8.13

### Dengue Case by MOH Division wise in Kilinochchi District - 2019

MOH Area	No of Confirmed Cases												Total
	Jan	Feb	Mar	Apr	May	Jun	Jul	Aug	Sep	Oct	Nov	Dec	
Karachchi	6	9	6	5	4	6	7	1	3	11	32	35	125
Kandawalai	3	4	2	0	4	5	1	1	1	5	8	13	47
Poonakary	7	0	2	1	1	1	1	2	4	2	16	19	56
Palai	4	1	0	0	1	1	0	0	2	5	10	13	37
<b>Total</b>	<b>20</b>	<b>14</b>	<b>10</b>	<b>6</b>	<b>10</b>	<b>13</b>	<b>9</b>	<b>4</b>	<b>10</b>	<b>23</b>	<b>66</b>	<b>80</b>	<b>265</b>

Source :- RDHS, Kilinochchi

Table : 8.14

**Birth in Govt.Hospital, Private Hospital Birth Home Deliveries - 2018-2019**

S.No	Name of Hospital	Total Birth Deliveries		Still Birth		Total Live Birth		No.of Law Birth		% of Low birth weight		Average Deliveries per Month	
		2018	2019	2018	2019	2018	2019	2018	2019	2018	2019	2018	2019
1	District General Hospital, Kilinochchi	2415	2951	19	13	2421	2965	445	346	18.38083	11.6695	201.25	245.92
2	Base Hospital,Mulangavil	37	27	0	1	37	23	0	5	0	21.7391	3.08	2.25
3	Divisional Hospital, Akkarayankulam	23	18	0	0	23	18	5	3	21.73913	16.6667	1.92	1.50
4	Divisional Hospital, Tharmapuram	8	7	0	1	8	6	1	1	12.5	16.6667	0.67	0.58
5	Divisional Hospital, Uruthrapuram	0	0	0	0	0	0	0	0	0	0	0.00	0.00
6	Divisional Hospital, Veravil	1	3	0	0	1	3	0	0	0	0	0.08	0.25
7	Divisional Hospital, Poonakary	8	2	0	0	8	2	0	1	0	50	0.67	0.17
8	Divisional Hospital, Pallai	16	10	0	1	17	9	4	0	23.52941	0	1.33	0.83

Source :- RDHS, Kilinochchi

Table : 8.15

**Demographic & Health Indicators - 2019**

S.No	Details	2019
1	Actual Population	144,344.0
2	Population Density (Actual Population per sq.km)	116.7
3	Crude Birth Rate (Per 1000 population)	14.9
4	Crude Death Rate (Per 1000 population)	4.6
5	Infant Mortality Rate (Per 1000 live Births)	12.6
6	Maternal Mortality Rate (Per 100,000 Live Births)	91.9

Source :- RDHS,Kilinochchi

Table: 8.16

**Dengue Fever Control Activities - 2019**

No	MOH Division	No. with Premies Inspected	No. with Mosquito breeding Places	No . of advice served	No. Found cleaned during follow up	No . of Cases Prosecuted
1	Karaichchi	17268	5612	2128	2739	0
2	Kandawalai	7862	5432	12	4530	0
3	Poonakary	3357	819	31	806	0
4	Pachchilaipalli	10311	3414	1	3393	1
<b>Total</b>		<b>38798</b>	<b>15277</b>	<b>2172</b>	<b>11468</b>	<b>1</b>

Source :- RDHS, Kilinochchi

Table: 8.17

**Dengue Notification Confirmed Cases by MOH Area - 2019**

S.No	MOH area	No of Notification	No Confirmed cases	No of Deaths
1	Karaichchi	178	125	0
2	Kandawalai	52	47	0
3	Poonakary	97	56	0
4	Pachchilaipalli	45	37	1
<b>Total</b>		<b>372</b>	<b>265</b>	<b>1</b>

Source :- RDHS, Kilinochchi

Table: 8.18

### Staff Details of Office at the RDHS, Kilinochchi - 2019

S.No	Post	Service	Approved Cadre	Present Cadre	No. of Vacancies
1	Reg. Director of Health Services		1	0	1
2	Deputy RDHS		1	2	-1
3	Director - DGH		1	1	0
4	Medical Superintendent		1	0	1
5	Medical Consultant		25	18	7
6	Medical Officer - Relief		1	2	-1
7	Medical Officer - Planning		1	0	1
8	Medical Officer - RE	Sri Lanka Medical Service	1	1	0
9	Medical Officer - MCH		1	0	1
10	Medical Officer - NCD		1	1	0
11	Medical Officer - DTCO		2	1	1
12	Medical Officer - STD		1	1	0
13	Medical Officer - MOH		5	1	4
14	Medical Officer - AMOH		1	3	-2



Table: 8.18

**Staff Details of Office at the RDHS, Kilinochchi - 2019**

S.No	Post	Service	Approved Cadre	Present Cadre	No. of Vacancies
15	Medical Officer - Mental Health		0	0	0
16	Medical Officer - AMC	Sri Lanka Medical Service	1	1	0
17	Medical Officer		119	76	43
18	Regional Dental Surgeon		1	1	0
19	Dental Surgeon	Sri Lanka Dental Service	13	9	4
20	Accountant	Sri Lanka Accountant Services	2	2	0
21	Bio Medical Engineer	Bio Medical Engineering Service	1	1	0
22	Entomologist		1	0	1
23	Regional Malaria Officer	Sri Lanka Scientific Service	1	1	0
24	RMO/AMO	Assistant Medical Service	1	0	1
25	Matron		4	2	2
26	Ward Sister		13	4	9
27	Nurse	Nursing Service	144	129	15
28	RSPHNO		1	0	1
29	Public Health Nursing Sister		4	1	3

Table: 8.18

**Staff Details of Office at the RDHS, Kilinochchi - 2019**

S.No	Post	Service	Approved Cadre	Present Cadre	No. of Vacancies
30	Divisional Pharmacist		1	0	1
31	Pharmacist		13	9	4
32	Medical Lab Technologist		7	7	0
33	Physiotherapist	Professional Supplementary to Medicine	4	3	1
34	Radiographer		4	2	2
35	Occupational Therapist		2	1	1
36	SPHID		0	0	0
37	Supervisory Public Health Inspector		4	4	0
	Public Health Inspector - Special		1	1	0
38	Public Health Inspector		19	13	6
39	Supervisory Public Health Midwife	Para Medical Service	4	4	0
40	Public Health Midwife		95	64	31
41	School Dental Therapist - Special		1	1	0
42	School Dental Therapist		4	2	2

Table: 8.18

**Staff Details of Office at the RDHS, Kilinochchi - 2019**

S.No	Post	Service	Approved Cadre	Present Cadre	No. of Vacancies
43	Entomological Assistant		0	0	0
44	Ophthalmic Assistant		1	1	0
45	Food & Drug Inspector		1	1	0
46	Speech Therapist		1	1	0
47	ECG Recodist		3	2	1
48	Public Health Laboratory Technician	Para Medical Service	5	3	2
49	Bio Medical Technician		3	2	1
50	Orthopaedic Technician		1	0	1
51	Prothetist and Orthotist		2	1	1
52	Dispenser	Sri Lanka Technical Service	29	23	6
53	Public Health Field Officer		11	10	1
54	Technical Officer (Civil)		2	3	-1
55	ICT Officer	Sri Lanka ICT Service	1	0	1
56	ICT Assisant		1	0	1

Table: 8.18

**Staff Details of Office at the RDHS, Kilinochchi - 2019**

S.No	Post	Service	Approved Cadre	Present Cadre	No. of Vacancies
57	Health Education Officer		1	0	1
58	Psychologist		1	0	1
59	Nutritionist		1	1	0
60	Psychiatric Social Worker		2	2	0
	Health Entomology Officer		5	3	2
61	Development Officer		25	27	-2
62	Development Officer - Trainee	Departmental Service	0	0	0
63	Medical Supplies Assistant		2	0	2
64	Vaccinator		3	2	1
65	Plant Supervisor		1	0	1
66	Diet Stewards		3	2	1
67	House Warden		2	2	0
68	Ward Clerk		3	1	2

Table: 8.18

**Staff Details of Office at the RDHS, Kilinochchi - 2019**

S.No	Post	Service	Approved Cadre	Present Cadre	No. of Vacancies
69	Administrative Officer	Provincial PMA Service	2	2	0
70	Public Management Services Officer		36	36	0
71	Driver	Provincial Driver Service	37	34	3
72	Electrician	Department	2	0	2
73	Limb Maker(Orthopaedic Technical Assistant)		4	0	4
74	Carpenter		2	1	1
75	Mason		2	0	2
76	Cook		10	1	9
77	Hospital Overseer		6	1	5
78	Attendant		107	101	6
79	Lab Orderly (Health Laboratory Aide)		3	2	1
80	Plumber/Pump Machine Operator		2	0	2
81	Pump Operator		1	0	1

Table: 8.18

**Staff Details of Office at the RDHS, Kilinochchi - 2019**

S.No	Post	Service	Approved Cadre	Present Cadre	No. of Vacancies
82	Seamstress (Seamstre)		2	1	1
83	Telephone Operator		5	1	4
84	KKS		3	3	0
85	KKS *		0	0	0
86	Lift Operator		2	2	0
87	Spray Machine Operator		30	50	-20
88	Watcher		17	6	11
89	HSA (Ordinary)	Department	99	28	71
90	HSA (Junior)		169	230	-61
91	School Dental Labourer		0	2	-2
92	Office Employees Services		0	2	-2
93	Community Health worker (PH)		50	50	0
94	Health Services Assistant(PH)		1	1	0
95	Cook (PH)		1	1	0
Total			1211	1011	200

Source :- RDHS, Kilinochchi

Table: 8.19

**Road Traffic Accidents 2012 - 2019**  
**(Admitted to General Hospital, Kilinochchi)**

Year	Number of Fatal Accidents	
	Accidents	Deaths
2012	662	23
2013	797	21
2014	750	11
2015	536	6
2016	524	10
2017	432	5
2018	405	29
2019	1126	28

Source:- RDHS Office, Kilinochchi

Table:8.20

**Registered Private Pharmacies**  
**by Divisional Secretariat wise - 2019**

S.No	MOH Area	No of Pharmacies	No .of Registered Pharmacies	Percentage of Registered
1	Karachchi	3	2	67%
2	Kandawalai	1	1	100%
3	Poonakary	-	-	-
4	Palai	1	1	100%

Source:- RDHS Office, Kilinochchi

Table :8.21

**Number of Patient Identified as Hiv / Aids As General**  
**Hospital Kilinochchi - 2012 - 2019**

Year	Number of Patients		
	HIV	ADS	Deaths
2012	Nil	Nil	Nil
2013	29	Nil	Nil
2014	Nil	Nil	Nil
2015	Nil	Nil	Nil
2016	Nil	Nil	Nil
2017	1	Nil	Nil
2018	Nil	Nil	Nil
2019	1	Nil	Nil

Source:- RDHS Office, Kilinochchi  
Kilinochchi District

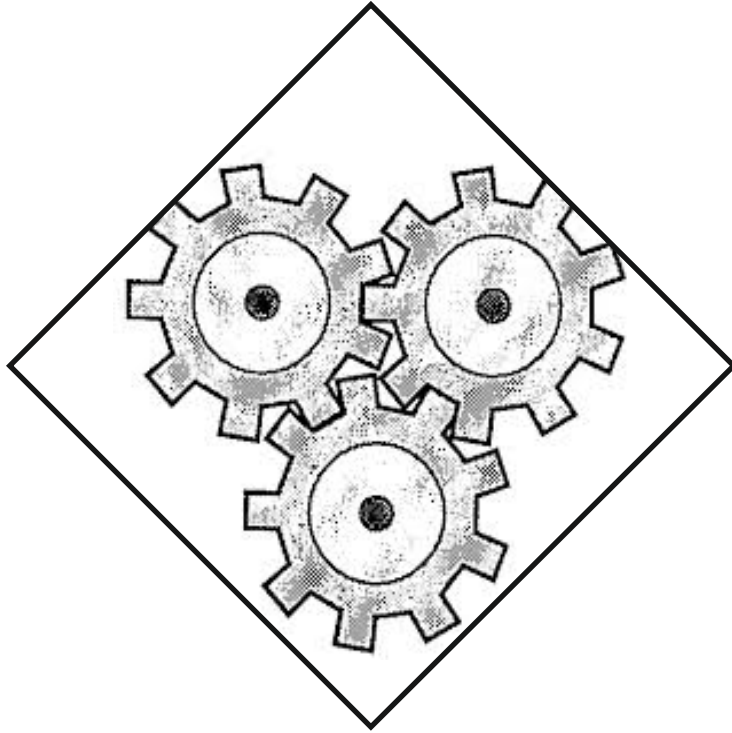
Table :8.22

## Patients Statistical Report Department of Indigenous Medicine in Kilinochchi District - 2019

No	Name of the Institution	No of Patients					Total No of Patients
		OPD	Indoor	Clinic	In Door		
1	Siddha District Hospital- Kilinochchi	20,369	1,465	1,479	165		23,478
2	SRH - Kalmadunagar	1,980	-	148	-		2,128
3	SCD - Kilinochchi	11,767	360	1,861	-		13,988
4	CMO Unit - Poonakari	2,816	-	2,572	-		5,388
5	Murasumodai	1,751	-	-	-		1,751
	Uruththirapuram	2,207	-	1,801	-		4,008
	Vaddakachchi	3,015	-	785	-		3,800
	Sundikkulam	-	-	431	-		431
	Akkarajankulam	-	-	1,095	-		1,095
6	Mugamalai	3,920	-	-	-		3,920
	Palai	6,353	-	1,298	-		7,651
7	Poonakari	2,010	-	-	-		2,010
	Vadiyadi	3,089	-	-	-		3,089
	Iranainagar	742	-	-	-		742
	Pallavarajankaddu	4,437	-	-	-		4,437
<b>Total</b>		<b>64,456</b>	<b>1,825</b>	<b>11,470</b>	<b>165</b>		<b>77,916</b>

Source:- Department of Indigenous Medicine, Northern Province





# Chapter IX



Table : 9.1

**Co-operative Societies Registered Details Kilinochchi District  
31.12.2019**

Basic Information	Unit	Total
Multi Purpose Co-operative Societies (MPCS)	Nos.	6
Palm Resources Development Co-operative Societies	Nos.	3
Secondary Societies	Nos.	13
Thrift & Credit Co-operative Societies	Nos.	114
Agricultural Societies	Nos.	5
Fisheries Societies	Nos.	32
School Societies	Nos.	5
Housing Societies	Nos.	0
Welfare Societies	Nos.	4
Live Stock Societies	Nos.	4
Milk Product Societies	Nos.	1
Transport Societies	Nos.	1
Labourers Societies	Nos.	0
Industries Societies	Nos.	5
Hospital Societies	Nos.	0
Youth Service Societies	Nos.	1
Other Societies	Nos.	8
<b>Total</b>		<b>202</b>

Source: Co-operative Department, Kilinochchi

Table : 9.2

**Co-operative Societies Registered Details in Kilinochchi District -  
31.12.2019**

Information		Total
MPCS	Damaged (Fully)	0
	Damaged (Partly)	50
	No Of Out lets re-opened	50
Palm Development Co operative Societies	Damaged ( Fully)	51
	No of out lets re-opened	51
Secondary Society	Damaged ( Fully)	14
	No of Re-opened	14
Fisheries Society	Damaged ( Fully)	27
	No of Re-opened	27
Transport Society	Damaged ( Fully)	
	Damaged ( Partly)	1
	No of Re-opened	1

Source: Co-operative Department, Kilinochchi

Table: 9.3

### Co-Operative Societies (Category Wise) in Kilinochchi District - 2019

A.G.A Division	Secondary C.Ss	Permanent Mpcs	Agricultural C.Ss	Fishing C.Ss	Credit C.Ss	Welfare C.Ss	School C.Ss	Palm Product C.Ss	Libco C.Ss	Other C.Ss
Karachchi	10	3	1	3	48	3	4	1	1	07
Kandawalai	1	1	-	9	16	-	-	-	1	01
Poonakary	1	1	4	15	24	1	-	1	1	05
Pachchilapalli	1	1	-	5	26	-	1	1	1	03
<b>Total</b>	<b>13</b>	<b>06</b>	<b>05</b>	<b>32</b>	<b>114</b>	<b>04</b>	<b>05</b>	<b>03</b>	<b>04</b>	<b>16</b>

Source: Co-operative Department, Kilinochchi

Table:9.4

### Thrift and Credit Co-Operatives in Kilinochchi District-2019

A.G.A Division	No.Of T.C.C.Ss	No. of Members	Total Value Of Shares '000'	Savings In (000)	No. of Loans	Value of Loans '000'
Karachchi	48	2697	269.70	2,341.00	390	7,791.00
Kandawalai	16	1401	140.10	720.00	140	2,771.00
Poonakary	24	1278	127.80	493.00	80	1,560.00
Pachchilapalli	26	891	89.10	717.00	80	1,600.00
<b>Total</b>	<b>114</b>	<b>6267</b>	<b>626.70</b>	<b>4,271.00</b>	<b>690</b>	<b>13,722.00</b>


Source: Co-operative Department, Kilinochchi

Table: 9.4

**Particulars of Multi-Purpose Co-Operative Societies in Kilinochchi District - 2019**

S. No	Location	Karachchi South	Karachchi North	Karachchi East	Akkarayan	Poonakary	Pachchilaipalli	Total
1	No.of Members	3170	1907	2681	1986	3050	3046	15840
2	No.of Directors	7	7	3	9	7	7	40
3	No.of Whole sale selling point	1	1	1	1	1	1	6
4	No.of Branch sale point	8	5	2	4	13	8	40
5	Sale centres managed by females	-	1	-	-	-	2	3
6	No.of fuel stations	1	1	-	1	2	-	5
7	No.of Vehicles	11	8	2	-	5	1	27
8	No.of Co-op.Rural Bank	2	1	1	1	2	1	8
9	Hardware & Spares Sale outlets	-	-	-	-	-	1	1

Source: Co-operative Department, Kilinochchi



# Chapter X





**DS Division Wise, Programme Wise Statistical Information Pertaining to Housing Development Activities Implemented By National Housing Development Authority, Kilinochchi - 2019**

Table : 10.1

DS Division	Option	Sampath Sevana Loan Programme (Scattered)(Internal Generation)		Sampath Sevana Loan Programme Government staff (Internal Generation)		Sampath Sevana Scattered Loan Programme (Treasury)		Loan + Grant Programme (Treasury)		Reawakening Village Housing Programme (Treasury)		Cluster Village Housing Programme (Treasury)		Model Village Housing Programme (Treasury)		Flood housing programme (Treasury)		Indian programme (Indian fund)			
		Completed	Issue Amount	Completed	Issue Amount	Completed	Issue Amount	Completed	Issue Amount	Completed	Issue Amount	Completed	Issue Amount	Completed	Issue Amount	Completed	Issue Amount	WC	UC	Amount Spent.	
Karachchi	New	36	1.16			142	7.16			18	9.47	99	21.77	138	49.42	964	96.4	23	1	6.54	
	Upg.							117	2.05		2				1						
Kandawalai	New	7	0.14			15	1.07			197	20.05	48	12.68	49	13.74	517	51.5				
	Upg.							9	0.14												
Poonagary	New																				
	Upg.	5	0.22			9	0.84	51	1.11					20	9.64	516	19	122.2			
Pachchilaipalli	New									12	1.47	11	1.26	104	34.48	405	17	55.7	24	2.3	
	Upg.	2	0.04			7	0.34	48	0.75												
Total	New	0	0	0	0	0	0	0	0	227	30.99	158	35.71	311	107.28	2402	36	325.8	47	1	8.84
	Upg.	50	1.56	0	0	173	9.41	225	4.04	0	0	0	0	0	0	0	0	0	0	0	0

Source :- NHDA, Kilinochchi.

Table : 10.2

**Year Wise,DS Division Wise,Programme Wise Statistical Information Pertaining to Housing Development Activities Implemented By National Housing Development Authority,Kilinochchi after Resettlement - 2019**

No	DS Division	Option	2019																							
			Sampath Sevana Loan Programme (Scatterd) (Internal Generation)		Sampath Sevana Loan Programme Government staff (Internal Generation)		Samatta Sevana Scatterd Loan Programme (Treasury)		Loan + Grant Programme (Treasury)		Reawakening Village Housing Programme (Treasury)		Cluster Village Housing Programme (Treasury)		Model Village Housing Programme (Treasury)		Flood housing programme (Treasury)		Indian housing programme (indian fund)							
			WC	UC	WC	UC	WC	UC	WC	UC	WC	UC	WC	UC	WC	UC	WC	UC	WC	UC						
1	Karachchi	New Upg.	40	19	3	30	192	210	141	197	11.99	126	41	66.10	2	124	138	51	138	51	74.42	964	23	1	6.54	
2	Kandawalai	New Upg.	7	10	3	11	23	47	54	8	2.40	235	6	36.45	7	92	77	26	77	26	34.37	517			51.50	
3	Poonagary	New Upg.	5		2		14	36	55	23	2.40	24	12	16.12	38	29	31.26	20			9.64	516	19		122.15	
4	Pachchilapalli	New Upg.	2	17	2		12	41	91	56	5.05	35	6	12.05	67	59	48.83	108	39	39	54.87	405	17		55.73	
	Total	New Upg.	54	46	6	45	241	334	341	284	21.84	420	65	130.72	321	97	145.56	343	116	116	173.3	2402	36	1	8.84	
		Upg.										0	0	0	0	0	0	0	0	0	0	0	0	0	0	0

Table : 10.3

### Housing Progress & Request in Kilinochchi District - 2019

Details		Karachchi	Kandawalai	Poonakary	Pachchilaipalli	Total
Number of Resettled Families up to 31.12.2019		25650	8735	7865	4491	46741
No. of Persons Resettled up to 31.12.2019		78552	26714	26489	12242	143997
Number of Houses Needed )	New	21623	6796	7129	3383	38931
	Repair	3305	1697	592	537	6131
No. of Permanent Houses by Govt. UN Agencies, NGOs & Any other Agencies (Including Indian donated houses)	NHDA & Ministry of Resettlement	93	4	-	-	97
	NHDA	1472	1082	658	762	3974
	Ministry of Resettlement - 2016	510	260	160	165	1095
	Ministry of Resettlement - 2017	442	151	249	120	962
	Ministry of Resettlement - 2019	919	387	154	135	1595
	NEHRP	2701	844	341	213	4099
	UN Habitat - EU I	443	425	99	-	967
	UN Habitat - EU II	438	70	-	34	542
	Habitat for Humanity - EU	209	667	-	-	876
	SDC	0	188	1828	1046	3062
	SLRC	600	-	378	-	978
	Hudec Caritas	42	-	300	-	342
	Indian Housing Pilot Project	89	61	50	50	250
Indian Housing	6046	1092	1551	526	9215	

### Housing Progress & Request in Kilinochchi District - 2019

Details		Karachchi	Kandawalai	Poonakary	Pachchilaipalli	Total
No. of Permanent Houses by Govt. UN Agencies, NGOs & Any other Agencies (Including Indian donated houses)	NRC	40	-	-	-	40
	OMI	-	50	-	-	50
	DMC	3	-	-	-	3
	ZOA	4	-	-	-	4
	Sarwothayam	8	-	-	-	8
	<b>Sub Total</b>	<b>14059</b>	<b>5281</b>	<b>5768</b>	<b>3051</b>	<b>28159</b>
Number of Repair houses by Govt. UN Agencies, NGOs & Any other Agencies (Including Indian donated houses)	UN Habitat - EU I	1601	672	134	0	2407
	Ministry of Resettlement - 2016	42	26	37	25	130
	Ministry of Resettlement - 2017	20	11	10	6	47
	UN Habitat - EU II	113	43	0	1	157
	Indian Housing	20	3	16	21	60
	Peoples Need	50	-	-	-	50
	SDC	-	48	55	35	138
	Peoples on their own	1122	543	249	0	1914
<b>Sub Total</b>	<b>2968</b>	<b>1346</b>	<b>501</b>	<b>88</b>	<b>4903</b>	
Total Needs at Present	New	7564	1515	1361	332	10772
	Repair	337	351	91	449	1228

## Housing Progress After Resettlement -2019

		Total Requirement After Resettlement											
Details	DS Division	New Houses Requirement	Repair Houses Requirement	Total Houses Requirement									
<b>Total Requirement - After Resettlement</b>	Karachi	21623	3305	24928									
	Kandawalai	6796	1697	8493									
	Poonakari	7129	592	7721									
	Pachchilaipalli	3383	537	3920									
<b>Grand Total</b>		38931	6131	45062									
Housing Progress Level													
Implementing Agency	DS Division	New Houses			Repair Houses			Total Houses					
		Allocated Houses	On Going	Completed	Write Off Cases	To be Started	Allocated Houses	On Going	Completed	Write Off Cases	To be Started		
NEHRP 2009- 2011	Karachi	2701	0	2701	0	0	0	2701	0	2701	0	0	0
	Kandawalai	844	0	844	0	0	0	844	0	844	0	0	0
	Poonakari	341	0	341	0	0	0	341	0	341	0	0	0
	Pachchilaipalli	213	0	213	0	0	0	213	0	213	0	0	0
Sub Total		4099	0	4099	0	0	0	4099	0	4099	0	0	0

Table : 10.4

Implementing Agency	DS Division	Housing Progress Level																
		New Houses					Repair Houses					Total Houses						
		Allocated Houses	On Going	Completed	Write Off Cases	To be Started	Allocated Houses	On Going	Completed	Write Off Cases	To be Started	Allocated Houses	On Going	Completed	Write Off Cases	To be Started		
NHDA 2012	Karachchi	93	0	93	0	0	0	0	0	0	93	0	93	0	0	0		
	Kandawalai	4	0	4	0	0	0	0	0	0	4	0	4	0	0	0		
	Poonakari	0	0	0	0	0	0	0	0	0	0	0	0	0	0	0	0	
	Pachchilaipalli	0	0	0	0	0	0	0	0	0	0	0	0	0	0	0	0	
	Sub Total	97	0	97	0	0	0	0	0	0	97	0	97	0	0	0	0	
UN Habitat - Eu & Aus Aid Phase I	Karachchi	443	0	443	0	0	0	0	0	0	1601	0	1601	0	0	0	0	
	Kandawalai	425	0	425	0	0	0	0	0	672	0	672	0	1097	0	1097	0	
	Poonakari	99	0	99	0	0	0	0	0	134	0	134	0	233	0	233	0	
	Pachchilaipalli	0	0	0	0	0	0	0	0	0	0	0	0	0	0	0	0	0
	Sub Total	967	0	967	0	0	0	0	0	2407	0	2407	0	3374	0	3374	0	0
UN Habitat - EU Phase II	Karachchi	438	0	438	0	0	0	0	0	113	0	113	0	551	0	551	0	0
	Kandawalai	70	0	70	0	0	0	0	0	43	0	43	0	113	0	113	0	0
	Poonakari	0	0	0	0	0	0	0	0	0	0	0	0	0	0	0	0	0
	Pachchilaipalli	34	0	34	0	0	0	0	0	1	0	1	0	35	0	35	0	0
	Sub Total	542	0	542	0	0	0	0	0	157	0	157	0	699	0	699	0	0
SDC	Karachchi	0	0	0	0	0	0	0	0	0	0	0	0	0	0	0	0	0
	Kandawalai	188	0	188	0	0	0	0	0	48	0	38	10	236	0	226	10	0
	Poonakari	1828	0	1815	13	0	0	0	0	55	0	55	0	1883	0	1870	13	0
	Pachchilaipalli	1046	0	1033	13	0	0	0	0	35	0	34	1	1081	0	1067	14	0
	Sub Total	3062	0	3036	26	0	0	0	0	138	0	127	11	3200	0	3163	37	0

Implementing Agency		Housing Progress Level																
		New Houses				Repair Houses				Total Houses								
		Allocated Houses	On Going	Completed	Write Off Cases	To be Started	Allocated Houses	On Going	Completed	Write Off Cases	To be Started	Allocated Houses	On Going	Completed	Write Off Cases	To be Started		
SLRC	DS Division	600	0	600	0	0	0	0	0	0	600	0	600	0	0	0	0	0
	Karachchi	600	0	600	0	0	0	0	0	0	600	0	600	0	0	0	0	0
	Kandawalai	0	0	0	0	0	0	0	0	0	0	0	0	0	0	0	0	0
	Poonakari	378	0	378	0	0	0	0	0	0	378	0	378	0	0	0	0	0
	Pachchilaipalli	0	0	0	0	0	0	0	0	0	0	0	0	0	0	0	0	0
	Sub Total	978	0	978	0	0	0	0	0	0	978	0	978	0	0	0	0	0
ZOA	DS Division	4	0	4	0	0	0	0	0	0	4	0	4	0	0	0	0	0
	Karachchi	4	0	4	0	0	0	0	0	0	4	0	4	0	0	0	0	0
	Kandawalai	0	0	0	0	0	0	0	0	0	0	0	0	0	0	0	0	0
	Poonakari	0	0	0	0	0	0	0	0	0	0	0	0	0	0	0	0	0
	Pachchilaipalli	0	0	0	0	0	0	0	0	0	0	0	0	0	0	0	0	0
	Sub Total	4	0	4	0	0	0	0	0	0	4	0	4	0	0	0	0	0
Hudec Caritas	DS Division	42	0	42	0	0	0	0	0	0	42	0	42	0	0	0	0	0
	Karachchi	42	0	42	0	0	0	0	0	0	42	0	42	0	0	0	0	0
	Kandawalai	0	0	0	0	0	0	0	0	0	0	0	0	0	0	0	0	0
	Poonakari	300	0	300	0	0	0	0	0	0	300	0	300	0	0	0	0	0
	Pachchilaipalli	0	0	0	0	0	0	0	0	0	0	0	0	0	0	0	0	0
	Sub Total	342	0	342	0	0	0	0	0	0	342	0	342	0	0	0	0	0
Indian Housing (Pilot Project)	DS Division	89	0	89	0	0	0	0	0	0	89	0	89	0	0	0	0	0
	Karachchi	89	0	89	0	0	0	0	0	0	89	0	89	0	0	0	0	0
	Kandawalai	61	0	61	0	0	0	0	0	0	61	0	61	0	0	0	0	0
	Poonakari	50	0	50	0	0	0	0	0	0	50	0	50	0	0	0	0	0
	Pachchilaipalli	50	0	50	0	0	0	0	0	0	50	0	50	0	0	0	0	0
	Sub Total	250	0	250	0	0	0	0	0	0	250	0	250	0	0	0	0	0

Implementing Agency	DS Division	Housing Progress Level														
		New Houses				Repair Houses				Total Houses						
		Allocated Houses	On Going	Completed	Write Off Cases	To be Started	Allocated Houses	On Going	Completed	Write Off Cases	To be Started	Allocated Houses	On Going	Completed	Write Off Cases	To be Started
NRC	Karachchi	40	0	40	0	0	0	0	0	0	40	0	40	0	0	0
	Kandawalai	0	0	0	0	0	0	0	0	0	0	0	0	0	0	0
	Poonakari	0	0	0	0	0	0	0	0	0	0	0	0	0	0	0
	Pachchilaipalli	0	0	0	0	0	0	0	0	0	0	0	0	0	0	0
	Sub Total	40	0	40	0	0	0	0	0	0	40	0	40	0	0	0
OMI	Karachchi	0	0	0	0	0	0	0	0	0	0	0	0	0	0	0
	Kandawalai	50	0	50	0	0	0	0	0	0	50	0	50	0	0	0
	Poonakari	0	0	0	0	0	0	0	0	0	0	0	0	0	0	0
	Pachchilaipalli	0	0	0	0	0	0	0	0	0	0	0	0	0	0	0
	Sub Total	50	0	50	0	0	0	0	0	0	50	0	50	0	0	0
DMC	Karachchi	3	0	3	0	0	0	0	0	0	3	0	3	0	0	0
	Kandawalai	0	0	0	0	0	0	0	0	0	0	0	0	0	0	0
	Poonakari	0	0	0	0	0	0	0	0	0	0	0	0	0	0	0
	Pachchilaipalli	0	0	0	0	0	0	0	0	0	0	0	0	0	0	0
	Sub Total	3	0	3	0	0	0	0	0	0	3	0	3	0	0	0
Sarwothayam	Karachchi	8	0	8	0	0	0	0	0	0	8	0	8	0	0	0
	Kandawalai	0	0	0	0	0	0	0	0	0	0	0	0	0	0	0
	Poonakari	0	0	0	0	0	0	0	0	0	0	0	0	0	0	0
	Pachchilaipalli	0	0	0	0	0	0	0	0	0	0	0	0	0	0	0
	Sub Total	8	0	8	0	0	0	0	0	0	8	0	8	0	0	0



Implementing Agency		Housing Progress Level																
		New Houses					Repair Houses					Total Houses						
		Allocated Houses	On Going	Completed	Write Off Cases	To be Started	Allocated Houses	On Going	Completed	Write Off Cases	To be Started	Allocated Houses	On Going	Completed	Write Off Cases	To be Started		
Peoples Need	Karachchi	0	0	0	0	0	50	0	0	0	50	0	0	0	50	0	0	0
	Kandawalai	0	0	0	0	0	0	0	0	0	0	0	0	0	0	0	0	0
	Poonakari	0	0	0	0	0	0	0	0	0	0	0	0	0	0	0	0	0
	Pachhilaipalli	0	0	0	0	0	0	0	0	0	0	0	0	0	0	0	0	0
	Sub Total	0	0	0	0	0	50	0	0	0	50	0	0	0	50	0	0	0
Indian Housing Stge I	Karachchi	267	0	267	0	0	0	0	0	0	0	0	0	0	267	0	0	0
	Kandawalai	60	0	60	0	0	0	0	0	0	0	0	0	0	60	0	0	0
	Poonakari	183	0	183	0	0	0	0	0	0	0	0	0	0	183	0	0	0
	Pachhilaipalli	50	0	50	0	0	0	0	0	0	0	0	0	0	50	0	0	0
	Sub Total	560	0	560	0	0	0	0	0	0	0	0	0	0	560	0	0	0
Indian Housing Stge II	Karachchi	1200	0	1200	0	0	0	0	0	0	0	0	0	0	1200	0	0	0
	Kandawalai	500	0	500	0	0	0	0	0	0	0	0	0	0	500	0	0	0
	Poonakari	1000	0	1000	0	0	0	0	0	0	0	0	0	0	1000	0	0	0
	Pachhilaipalli	300	0	300	0	0	0	0	0	0	0	0	0	0	300	0	0	0
	Sub Total	3000	0	3000	0	0	0	0	0	0	0	0	0	0	3000	0	0	0
Indian Housing Stge III	Karachchi	4579	0	4569	10	0	20	0	0	0	20	0	0	0	4599	0	10	0
	Kandawalai	532	0	531	1	0	3	0	0	0	3	0	0	0	535	0	1	0
	Poonakari	368	0	358	10	0	16	0	0	0	16	0	0	0	384	0	10	0
	Pachhilaipalli	176	0	174	2	0	21	0	0	0	21	0	0	0	197	0	2	0
	Sub Total	5655	0	5632	23	0	60	0	0	0	60	0	0	0	5715	0	23	0

Implementing Agency		Housing Progress Level															
		New Houses				Repair Houses				Total Houses							
		Allocated Houses	On Going	Completed	Write Off Cases	To be Started	Allocated Houses	On Going	Completed	Write Off Cases	To be Started	Allocated Houses	On Going	Completed	Write Off Cases	To be Started	
Resettlement Ministry Housing Stge 2016	DS Division	510	0	510	0	0	42	0	42	0	0	0	552	0	552	0	0
	Karachi	510	0	510	0	0	42	0	42	0	0	0	552	0	552	0	0
	Kandawalai	260	0	260	0	0	26	0	26	0	0	0	286	0	286	0	0
	Poonakari	160	0	160	0	0	37	0	37	0	0	0	197	0	197	0	0
Sub Total	Pachchilaipalli	165	0	165	0	0	25	0	25	0	0	0	190	0	190	0	0
	Sub Total	1095	0	1095	0	0	130	0	130	0	0	0	1225	0	1225	0	0
	Karachi	442	0	442	0	0	20	0	20	0	0	0	462	0	462	0	0
	Kandawalai	151	0	151	0	0	11	0	11	0	0	0	162	0	162	0	0
Resettlement Ministry Housing Stge -2017	Poonakari	249	0	249	0	0	10	0	10	0	0	0	259	0	259	0	0
	Pachchilaipalli	120	0	120	0	0	6	0	6	0	0	0	126	0	126	0	0
	Sub Total	962	0	962	0	0	47	0	47	0	0	0	1009	0	1009	0	0
	Karachi	209	132	77	0	0	0	0	0	0	0	0	209	132	77	0	0
Habitat for Humanity - EU	Kandawalai	667	208	459	0	0	0	0	0	0	0	0	667	208	459	0	0
	Poonakari	0	0	0	0	0	0	0	0	0	0	0	0	0	0	0	0
	Pachchilaipalli	0	0	0	0	0	0	0	0	0	0	0	0	0	0	0	0
	Sub Total	876	340	536	0	0	0	0	0	0	0	0	876	340	536	0	0
NHDA - 2019 Model Village	Karachi	164	148	16	0	0	0	0	0	0	0	0	164	148	16	0	0
	Kandawalai	103	77	26	0	0	0	0	0	0	0	0	103	77	26	0	0
	Poonakari	20	20	0	0	0	0	0	0	0	0	0	20	20	0	0	0
	Pachchilaipalli	172	133	39	0	0	0	0	0	0	0	0	172	133	39	0	0
Sub Total	459	378	81	0	0	0	0	0	0	0	0	459	378	81	0	0	

Implementing Agency	DS Division	Housing Progress Level														
		New Houses				Repair Houses				Total Houses						
		Allocated Houses	On Going	Completed	Write Off Cases	To be Started	Allocated Houses	On Going	Completed	Write Off Cases	To be Started	Allocated Houses	On Going	Completed	Write Off Cases	To be Started
NHDA - 2019 Flood Housing	Karachchi	1014	1014								1014	1014	0	0	0	0
	Kandawalai	642	642								642	642	0	0	0	0
	Poonakari	535	531	4							535	531	4	0	0	0
	Pachchilaipalli	422	416	6							422	416	6	0	0	0
Sub Total		2613	2603	10	0	0	0	0	0	0	2613	2603	10	0	0	0
NHDA - 2019 Reaworking	Karachchi	168	127	41							168	127	41	0	0	0
	Kandawalai	251	245	6							251	245	6	0	0	0
	Poonakari	36	24	12							36	24	12	0	0	0
	Pachchilaipalli	41	35	6							41	35	6	0	0	0
Sub Total		496	431	65	0	0	0	0	0	0	496	431	65	0	0	0
NHDA - 2019 Cluster	Karachchi	126	124	2							126	124	2	0	0	0
	Kandawalai	86	78	8							86	78	8	0	0	0
	Poonakari	67	38	29							67	38	29	0	0	0
	Pachchilaipalli	127	68	59							127	68	59	0	0	0
Sub Total		406	308	98	0	0	0	0	0	0	406	308	98	0	0	0
Resettlement Ministry Housing Stge -2019	Karachchi	919		919							919	0	919	0	0	0
	Kandawalai	387		387							387	0	387	0	0	0
	Poonakari	154		154							154	0	154	0	0	0
	Pachchilaipalli	135		135							135	0	135	0	0	0
Sub Total		1595	0	1595	0	0	0	0	0	0	1595	0	1595	0	0	0
Total		28159	4060	24050	49	0	0	0	0	0	2989	0	2978	11	0	60
											31148	4060	27028			

Implementing Agency	DS Division	Housing Progress Level																	
		New Houses					Repair Houses					Total Houses							
		Allocated Houses	On Going	Completed	Write Off Cases	To be Started	Allocated Houses	On Going	Completed	Write Off Cases	To be Started	Allocated Houses	On Going	Completed	Write Off Cases	To be Started			
Summary(Government & Non Government Constructed)	Karachi	14059	1545	12504	10	0	1846	0	1846	0	1846	0	1846	0	15905	1545	14350	10	0
	Kandawalai	5281	1250	4030	1	0	803	0	803	10	793	0	793	10	6084	1250	4823	11	0
	Poonakari	5768	613	5132	23	0	252	0	252	0	252	0	252	0	6020	613	5384	23	0
	Pachchilaipalli	3051	652	2384	15	0	88	0	88	1	87	0	87	1	3139	652	2471	16	0
	Sub Total	28159	4060	24050	49	0	2989	0	2989	11	2978	0	2978	11	31148	4060	27028	60	0
Constructed by Owners	Karachi	0	0	0	0	0	1122	0	1122	0	1122	0	1122	0	1122	0	1122	0	0
	Kandawalai	0	0	0	0	0	543	0	543	0	543	0	543	0	543	0	543	0	0
	Poonakari	0	0	0	0	0	249	0	249	0	249	0	249	0	249	0	249	0	0
	Pachchilaipalli	0	0	0	0	0	0	0	0	0	0	0	0	0	0	0	0	0	0
Sub Total	0	0	0	0	0	1914	0	1914	0	1914	0	1914	0	1914	0	1914	0	0	0
Total Houses - Constructed	Karachi	14059	1545	12504	10	0	2968	0	2968	0	2968	0	2968	0	17027	1545	15472	10	0
	Kandawalai	5281	1250	4030	1	0	1346	0	1346	10	1336	0	1336	10	6627	1250	5366	11	0
	Poonakari	5768	613	5132	23	0	501	0	501	0	501	0	501	0	6269	613	5633	23	0
	Pachchilaipalli	3051	652	2384	15	0	88	0	88	1	87	0	87	1	3139	652	2471	16	0
Sub Total	28159	4060	24050	49	0	4903	0	4903	11	4892	0	4892	11	33062	4060	28942	60	0	
Details	DS Division	Total Requirement (2020)												Total Houses Requirement					
		New Houses Requirement					Repair Houses Requirement					Total Houses Requirement							
Total Requirement - 2020	Karachi	7564	337	337	337	7901	1866	1866	1866	1866	1866	1866	1866	1866	1866	1866	1866	1866	1866
	Kandawalai	1515	351	351	351	1452	781	781	781	781	781	781	781	781	781	781	781	781	781
	Poonakari	1361	91	91	91	1200	1200	1200	1200	1200	1200	1200	1200	1200	1200	1200	1200	1200	1200
	Pachchilaipalli	332	449	449	449	1228	1228	1228	1228	1228	1228	1228	1228	1228	1228	1228	1228	1228	1228
Grand Total	10772	1228	1228	1228	12000	12000	12000	12000	12000	12000	12000	12000	12000	12000	12000	12000	12000	12000	12000

Table : 10.5

**Housing Facilities by Divisional Secretariat - 2019**

No	G.N. Division	Housing Facilities Available				Total
		Permanent Houses	Semi Permanent Houses	Huts	Temporary Shelter	
1	Karachchi	16,846	326	0	1,519	18,691
2	Kandawalai	6,599	0	0	2,136	8,735
3	Poonakary	5,962	274	353	286	6,875
4	Pachchilaipalli	3,645	51	112	86	3,894
Total		33,052	651	465	4,027	38,195

Table : 10.5.1

**Housing Facilities by G.N Division wise - 2019****Divisional Secretariat-Kandawalai**

No	G.N. Division	Housing Facilities Available				Total
		Permanent Houses	Semi Permanent Houses	Huts	Temporary Shelter	
1	Kumarapuram	279	0	0	174	453
2	Paranthan	663	0	0	275	938
3	Umaiypuram	213	0	0	62	275
4	Elephantpass	11	0	0	11	22
5	Thadduvankoddy	98	0	0	14	112
6	Korakkankaddu	498	0	0	20	518
7	Uriyan	242	0	0	28	270
8	Murasumoddai	222	0	0	70	292
9	Kandawalai	287	0	0	98	385
10	Periyakulam	319	0	0	123	442
11	Kalmadunagar	661	0	0	250	911
12	Tharmapuram West	282	0	0	131	413
13	Tharmapuram East	430	0	0	150	580
14	Puliyampokkanai	434	0	0	26	460
15	Punnaineeravi	1380	0	0	514	1,894
16	Piramantharu	580	0	0	190	770
Total		6,599	0	0	2,136	8,735

Table : 10.5.2

**Housing Facilities by G.N Division wise - 2019****Divisional Secretariat:-Karachchi**

No	G.N. Division	Housing Facilities Available				Total
		Permanent Houses	Semi Permanent Houses	Huts	Temporary Shelter	
1	Vannerikulam	377	2	0	23	402
2	Anaivilunthan	302	3	0	9	314
3	Kannakaipuram	235	2	0	21	258
4	Skanthapuram	590	5	0	21	616
5	Akkarayankulam	564	3	0	187	754
6	Konavil	850	8	0	152	1,010
7	Ponnagar	495	2	0	35	532
8	Parathipuram	695	4	0	154	853
9	Malayalapuram	467	4	0	121	592
10	Vivekanandanagar	437	6	0	26	469
11	Krishnapuram	658	5	0	100	763
12	Uthayanagar East	459	11	0	34	504
13	Uthayanagar West	489	15	0	6	510
14	Ambalkulam	663	8	0	56	727
15	Selvanagar	617	4	0	59	680
16	Ananthapuram	455	9	0	5	469
17	Thondamanagar	191	5	0	10	206
18	Kanagambigaikulam	356	6	0	38	400
19	Ambalnagar	759	8	0	28	795
20	Thiruvaiaru	215	6	0	12	233
21	Thiruvaiaru West	234	5	0	9	248
22	Ratnapuram	291	7	0	23	321
23	Kilinochchi Town	251	12	0	12	275
24	Maruthanagar	214	2	0	41	257
25	Pannakandy	121	0	0	32	153
26	Kanakapuram	216	9	0	13	238
27	Thirunagar South	240	5	0	18	263
28	Thirunagar North	294	7	0	28	329
29	Kaneshapuram	186	5	0	4	195
30	Jeyanthinagar	444	4	0	35	483
31	Periyaparanthan	258	6	0	7	271
32	Uruthirapuram North	357	8	0	41	406
33	Uruthirapuram East	263	12	0	16	291
34	Uruthirapuram West	281	14	0	26	321
35	Sivanagar	297	9	0	9	315
36	Ottupulam	361	3	0	32	396
37	Puthumurippu	344	8	0	13	365
38	Vaddakkachchi	384	25	0	35	444
39	Civic Centre	158	16	0	12	186
40	Mayavanoor	752	26	0	2	780
41	Ramanathapuram	655	14	0	1	670
42	Mavadiamman	371	13	0	13	397
Total		16,846	326	0	1,519	18,691

Table : 10.5.3

## Housing Facilities by G.N Division wise - 2019

**Divisional Secretariat : Poonakary**

No	G.N. Division	Housing Facilities Available				Total
		Permanent Houses	Semi Permanent Houses	Huts	Temporary Shelter	
1	Nallur	488	6	2	62	558
2	Alankerny	71	3	8	2	84
3	Kollakurichchi	218	8	15	57	298
4	Cheddiyakurichchi	179	4	1	7	191
5	Gnanimadam	101	4	2	0	107
6	Madduvilnadu East	125	9	0	9	143
7	Pallikuda	665	9	115	0	789
8	Madduvilnadu west	204	10	0	10	224
9	Paramankirai	143	12	0	12	167
10	Gowatharimunai	104	14	0	6	124
11	Jeyapuram North	191	16	38	0	245
12	Jeyapuram South	190	18	6	5	219
13	Kariyalainagapaduvan	528	16	35	3	582
14	Pallavarayankaddu	278	16	23	3	320
15	Mulankavil	765	34	7	24	830
16	Nachchikuda	599	18	4	38	659
17	Kiranchi	415	31	55	5	506
18	Ponnaveli	399	13	42	3	457
19	Iranaitivu	299	33	0	40	372
<b>Total</b>		<b>5,962</b>	<b>274</b>	<b>353</b>	<b>286</b>	<b>6,875</b>

Table : 10.5.4

## Housing Facilities by G.N Division wise - 2019

**Divisional Secretariat:- Pachchilaipalli**

No	G.N. Division	Housing Facilities Available				Total
		Permanent Houses	Semi Permanent Houses	Huts	Temporary Shelter	
1	Kovilvayal	248	0	0	0	248
2	Iyakkachchi	197	5	0	0	202
3	Mukavil	272	16	0	0	288
4	Masar	161	0	0	0	161
5	Soranpattu	277	0	0	0	277
6	Tharmakkerny	235	1	0	0	236
7	Puloppalai	230	3	3	15	251
8	Mullayady	169	20	15	31	235
9	Thampakamam	437	2	2	0	441
10	Pallai Town	176	0	0	0	176
11	Puloppalai west	134	0	10	5	149
12	Allippalai	74	4	9	0	87
13	Kachcharveli	136	0	0	0	136
14	Arasarkerny	123	0	27	15	165
15	Iththavil	250	0	21	10	281
16	Mugamalai	184	0	0	0	184
17	Vempodukerny	104	0	0	0	104
18	Kilaly	238	0	25	10	273
Total		3,645	51	112	86	3,894



Table : 10.6

## Houses Constructed After Resettlement in Kilinochchi District- 2019

No	G.N. Division	NHTA		Ministry of Resettlement		INDIA		NERHP		SDC		Sarvodayam		SLRC		UN Habitat		PIN		Caritas		NRC		Self Built		Others		Total	
		Fully	Partly	Fully	Partly	Fully	Partly	Fully	Partly	Fully	Partly	Fully	Partly	Fully	Partly	Fully	Partly	Fully	Partly	Fully	Partly	Fully	Partly	Fully	Partly	Fully	Partly	Fully	Partly
1	Karachchi	1561	0	1871	62	6135	20	2701	0	0	0	209	0	600	0	881	1714	0	50	42	0	40	0	0	1122	19	0	14059	2968
2	Kandawalai	948	0	797	37	1153	3	985	0	186	49	667	2	0	0	495	715	0	0	0	0	0	0	0	540	50	0	5281	1346
3	Poonakary	528	0	563	47	1601	16	341	0	1828	55	0	378	0	100	134	0	0	0	368	0	0	0	249	61	0	5768	501	
4	Pachchilaipalli	762	0	420	31	576	21	213	0	1046	35	0	0	0	34	1	0	0	0	0	0	0	0	0	0	0	3051	88	
<b>Total</b>		3799	0	3651	177	9465	60	4240	0	3060	139	876	2	978	0	1510	2564	0	50	410	0	40	0	0	1911	130	0	28159	4903

## Houses Constructed After Resettlement by G.N Division- 2019

Table : 10.6.1

Divisional Secretariat :-Kandawalai

No	G.N. Division	NHDA		Ministry of Resettlement		Indian		NERHP		SDC		EU		SLRC		UN Habitat		PIN		Caritas		NRC		Self Built		Others		Total	
		Fully	Partly	Fully	Partly	Fully	Partly	Fully	Partly	Fully	Partly	Fully	Partly	Fully	Partly	Fully	Partly	Fully	Partly	Fully	Partly	Fully	Partly	Fully	Partly	Fully	Partly	Fully	Partly
1	Kumarapuram	52		47	0	56										40	80							22		195	102		
2	Paranthan	77		308	2	0		118								53	51							25	49	605	78		
3	Umaiyalpuram	60		19	1	38		35								12	30							6	1	165	37		
4	Elephantpass	1		10	0	0																				11	0		
5	Thadduvankoddy	6		4	0	0				40	47															50	47		
6	Korakkankaddu	97		20	9	0		28		146	2					13	50							39		304	100		
7	Uriyan	31		18	4	0		15								76	39							65		140	108		
8	Murasumoddai (New NHDA -4)	25		28	3	29		71								1	65							39		154	107		
9	Kandawalai	34		42	1	41		108									64							89		225	154		
10	Periyakulam	44		38	0	92	1	89									26							45		263	72		
11	Kaimadunagar	72		73	1	246	133										76							45		524	122		
12	Tharmapuram West	36		6	0	70	1	101				50					15							3		263	19		
13	Tharmapuram East	42		12	1	93	186					55	2				20							26		388	49		
14	Puliyampokkanai	92		32	14	106	101										38							45		331	97		
15	Punnaineeravi	182		50	0	225	1					562				100	132							80		1,119	213		
16	Piramantharu	97		90	1	157										200	29							11		544	41		
<b>Total</b>		948	0	797	37	1153	3	985	0	186	49	667	2	0	0	495	715	0	0	0	0	0	0	0	540	50	5281	1346	

## Houses Constructed After Resettlement by G.N Division- 2019

Table : 10.6.2

Divisional Secretariat :-Karachchi

S.No	G.N. Division	NHDA		Ministry of Resettlement		INDIA		NERHP		SDC		Eu		SLRC		UN Habitat		PIN		Caritas		NRC		Self Built		Others		Total	
		Fully	Partly	Fully	Partly	Fully	Partly	Fully	Partly	Fully	Partly	Fully	Partly	Fully	Partly	Fully	Partly	Fully	Partly	Fully	Partly	Fully	Partly	Fully	Partly	Fully	Partly	Fully	Partly
1	Vannerikulam	39		21	0	108	1	190								22								5		358	28		
2	Anaivilunthan	40		22	1											241	2							4		303	7		
3	Kannakaipuram	35		10	0	164		42								1								3		251	4		
4	Skanthapuram	64		20	2	242		233								18								24		559	44		
5	Akkarayankulam	2		97	0	224		19								8								7		532	15		
6	Konavil	55		99	0	228		451								16								26		833	42		
7	Ponnagar	203		48	9	260		39								5								5		550	19		
8	Barathipuram	47		90	4	311		4								203								15		449	226		
9	Malayalapuram	78		60	1	329										22								7		468	30		
10	Vivekanandanagar	34		15	1			30								23								10		405	35		
11	Krishnapuram	30		169	0	281		4								67								14		581	85		
12	Uthayanagar East	35		47	1	109		134								77								33		352	111		
13	Uthayanagar West	44		32	2	160		164								59								26		401	87		
14	Ambalkulam	48		51	1	186		159								100								21		545	123		
15	Selvanagar	38		102	0	203		118								77								9		539	86		
16	Ananthapuram	29		0	2	76		95								94								35		313	132		
17	Thondamanagar	8		19	0	92		1								53								14		120	68		
18	Kanagambigaikulam	50		50	0	117										62								13		279	96		
19	Ambalnagar	77		136	1	376		142								28								11		732	42		
20	Thiruvaiaru	13		31	0	109		2								50								16		155	68		
21	Thiruvaiaru West	19		15	1	107		1								55								15		160	72		
22	Ratnapuram	37		24	3	108		27								60								22		196	85		

## Houses Constructed After Resettlement by G.N Division- 2019

Divisional Secretariat :-Karachchi

S.No	G.N. Division	NHDA		Ministry of Resettlement		INDIA		NERHP		SDC		Eu		SLRC		UN Habitat		PIN		Cartas		NRC		Self Built		Others		Total	
		Fully	Partly	Fully	Partly	Fully	Partly	Fully	Partly	Fully	Partly	Fully	Partly	Fully	Partly	Fully	Partly	Fully	Partly	Fully	Partly	Fully	Partly	Fully	Partly	Fully	Partly	Fully	Partly
23	Kilinochchi Town	28		52	0	62	1									29								76		143	105		
24	Maruthanagar	33		16	1	84	10					54				14							12		199	27			
25	Pannakandy	15		65	0	30										4							3		111	7			
26	Kanakapuram	17		19	2		21									63							36		120	95			
27	Thirunagar South	9		21	2	60	41									31							24		162	79			
28	Thirunagar North	8		18	0	112	46									77							21		188	98			
29	Kaneshapuram	9		24	2											4							29		110	76			
30	Jeyanthinagar	37		51	2	116	100									117							29		305	149			
31	Periyaparathan	31		44	2	112	29									9							29		216	27			
32	Uruthirapuram North	33		47	3	206										44							28		286	75			
33	Uruthirapuram East	27		13	2	114	69									15							23		223	40			
34	Uruthirapuram West	19		27	8	148										6							45		194	84			
35	Sivanagar	48		18	1	144	30									7							29		240	62			
36	Ottupulam	25		28	0		154									6							4		343	10			
37	Puthumurippu	71		27	0	138	118									10							7		354	17			
38	Vaddakkachchi	28		58	0	223										136							97		309	100			
39	Civic Centre	26		8	2	63	28									16							33		125	51			
40	Mayavanoor	24		3	4	274	143									15							151		516	170			
41	Ramanathapuram	32		161	2	321										30							71		554	103			
42	Mavadiamman	16		13	0	138	68									34							54		280	88			
<b>Total</b>		1,561	0	62	###	6,135	2,701	0	0	0	0	209	0	600	0	881	###	0	50	42	0	1,122	19	0	14,059	2,968			

Table : 10.6.3

## Houses Constructed After Resettlement by G.N Division- 2019

Divisional Secretariat :-Poonakary

No	G.N. Division	NHDA		Ministry of Resettlement		INDIA		NERHP		SDC		Sarvodayam		SLRC		UN Habitat		PIN		Caritas		NRC		Self Built		Others		Total	
		Fully	Partly	Fully	Partly	Fully	Partly	Fully	Partly	Fully	Partly	Fully	Partly	Fully	Partly	Fully	Partly	Fully	Partly	Fully	Partly	Fully	Partly	Fully	Partly	Fully	Partly	Fully	Partly
1	Nallur	39		46	2					6						18								10		1		450	36
2	Alankerny	6		5	4					1						21								14		5		34	40
3	Kollakurichchi	33		32						5						11								20		6		197	36
4	Cheddiyakurichchi	30		8	8					5						1								32		5		147	46
5	Gnamadam	13		10	6					2						8								24		1		75	40
6	Madduvilnadu East	24		13	4					78					79									15		1		195	19
7	Pallikuda	83		65	11	50				432	11					9								14		5		635	45
8	Madduvilnadu west	35		14	3					107	2					6								10		5		161	21
9	Paramankirai	23		17	2					79	1					3								18		4		123	24
10	Gowatharimunai	15		14	3					67	1					1								10		1		97	15
11	Jeyapuram North	19		21				87	73															15		3		203	15
12	Jeyapuram South	16		28				76	57															8		4		181	8
13	Kariyalainagapaduvan	35		22	2			58	1	402														12		3		520	15
14	Pallavarayankaddu	6		19	2			136	2							100								14		2		263	40
15	Mulanavil	51		54				356	9	211	21													11		4		676	41
16	Nachchikuda	14		125				386																8		3		628	42
17	Kiranchi	34		26				189																4		4		452	4
18	Ponnaveli	36		24				57	1															5		1		443	6
19	Iranaitivu	16		20				206	3															5		3		288	8
<b>Total</b>		<b>528</b>	<b>0</b>	<b>563</b>	<b>47</b>	<b>1601</b>	<b>16</b>	<b>341</b>	<b>0</b>	<b>1828</b>	<b>55</b>	<b>0</b>	<b>0</b>	<b>0</b>	<b>378</b>	<b>0</b>	<b>100</b>	<b>134</b>	<b>0</b>	<b>0</b>	<b>0</b>	<b>0</b>	<b>0</b>	<b>249</b>	<b>0</b>	<b>61</b>	<b>0</b>	<b>5768</b>	<b>501</b>

Table : 10.6.4

## Houses Constructed After Resettlement by G.N Division- 2019

Divisional Secretariat :-Pachchilaipalli

No	G.N. Division	NHDA		Ministry of Resettlement		INDIA		NERHP		SDC		EU		SLRC		UN Habitat		PIN		Caritas		NRC		Self Built		Others		Total	
		Fully	Partly	Fully	Partly	Fully	Partly	Fully	Partly	Fully	Partly	Fully	Partly	Fully	Partly	Fully	Partly	Fully	Partly	Fully	Partly	Fully	Partly	Fully	Partly	Fully	Partly	Fully	Partly
1	Kovilivayal	71		19	2	48	2			95	3															233	7		
2	Iyakkachchi	43		13		28				100																184	0		
3	Muhavil	47		24	1	28			51	46	8															196	9		
4	Masar	20		11	2		1	64		61	2					4										160	5		
5	Soranpattu	74		26		115		48																		263	0		
6	Tharmakerny	31		16	4	52	7	44																		143	11		
7	Pulopallai	41		14	2	43	3																			98	5		
8	Mullaiyadi	26		31	2	85																				142	2		
9	Thambakamam	62		72		56				200																390	0		
10	Pallai Town	31		26	8	41																				98	8		
11	Pulopallai West	8		8	6		7			21						1										37	14		
12	Alippalai	16		3	1	6				26	22															51	23		
13	Kachchar velli	39		12	1	14				64																129	1		
14	Arasarkerny	15		9	1	22	1	6		69																121	2		
15	Iththavil	74		49		21				105						18										267	0		
16	Mukamalai	71		29	1					66						12										178	1		
17	Vempodukerny	44		48						35																127	0		
18	Kilaly	49		10		17				158																234	0		
<b>Total</b>		<b>762</b>	<b>0</b>	<b>420</b>	<b>31</b>	<b>576</b>	<b>21</b>	<b>213</b>	<b>0</b>	<b>1046</b>	<b>35</b>	<b>0</b>	<b>0</b>	<b>0</b>	<b>0</b>	<b>34</b>	<b>1</b>	<b>0</b>	<b>0</b>	<b>0</b>	<b>0</b>	<b>0</b>	<b>0</b>	<b>0</b>	<b>0</b>	<b>3051</b>	<b>88</b>		

Table : 10.7

### Toilet Facilities in Kilinochchi District - 2019

No.	D.S Division	Toilet facilities Available						Toilet facilities Requirement									
		Common Toilet		Water Seal		Temporary		Others		Common Toilet		Water Seal		Temporary		Others	
		No	Benefit Families	No	Benefit Families	No	Benefit Families	No	Benefit Families	No	Benefit Families	No	Benefit Families	No	Benefit Families	No	Benefit Families
1	Karachchi	97	1589	14547	14547	1391	2167	0	0	128	7968	1166	1166	0	0	0	0
2	Kandawalai	37	0	6590	6590	174	174	83	83	0	0	1709	1709	0	0	0	0
3	Poonakary	44	365	5768	6173	838	1037	71	71	0	0	0	0	0	0	0	0
4	Pachchilaipalli	67	229	3501	3869	6	6	228	228	17	320	284	314	0	0	73	73
<b>Total</b>		<b>245</b>	<b>2,183</b>	<b>30,406</b>	<b>31,179</b>	<b>2,409</b>	<b>3,384</b>	<b>382</b>	<b>382</b>	<b>145</b>	<b>8,288</b>	<b>3,159</b>	<b>3,189</b>	<b>0</b>	<b>0</b>	<b>73</b>	<b>73</b>

Source :All Divisional Secretariat, Kilinochchi

### Water Facilities in Kilinochchi District - 2019

Table : 10.8

No	D.S Division	Water facilities Available								Water facilities Requirement							
		Common Well		Open Well		Tube Well		Pipe Line		Common Well		Open Well		Tube Well		Pipe Line	
		No	Benefit Families	No	Benefit Families	No	Benefit Families	No	Benefit Families	No	Benefit Families	No	Benefit Families	No	Benefit Families	No	Benefit Families
1	Karachchi	361	4680	7726	7726	112	911	1320	1320	70	5157	9955	9955	125	2375	7841	7841
2	Kandawalai	189	786	4629	4629	1648	1648	175	175	13	44	1690	1690	161	161	3857	3857
3	Poonakary	306	3108	1003	1930	825	971	0	0	0	0	0	0	0	0	0	0
4	Pachchilaipalli	211	722	2356	2923	413	1018	0	0	43	403	434	728	68	218	422	419
<b>Total</b>		<b>1067</b>	<b>9296</b>	<b>15714</b>	<b>17208</b>	<b>2998</b>	<b>4548</b>	<b>1495</b>	<b>1495</b>	<b>126</b>	<b>5604</b>	<b>12079</b>	<b>12373</b>	<b>354</b>	<b>2754</b>	<b>12120</b>	<b>12117</b>

Source : All Divisional Secretariat, Kilinochchi



Table : 10.9

**Electricity Facilities in Kilinochchi District - 2019**

<b>No</b>	<b>DS Division</b>	<b>No. of Houses Electricity Availabe</b>	<b>No. of Houses Electricity Requirment</b>	<b>Total</b>
1	Karachchi	24946	351	25,297
2	Kandawalai	6,966	832	7,798
3	Poonakary	6,087	420	6,507
4	Pachchilaippalli	3,063	440	3,503
<b>Total</b>		<b>41,062</b>	<b>2,043</b>	<b>43,105</b>

Source :All Divisional Secretariat. Kilinochchi





# Chapter XI



Table: 11.1

**Basic Details of Industries in Kilinochchi District - 31.12.2019**

Basic Information		Unit	Total
Handloom Centers		Nos	03
Job opportunity given in handloom sector		Nos	11
Small Industries Centers	Coir	Nos	31
	Carpentry	Nos	72
	Pottery	Nos	18
Market Promotion Centers		Nos	
Vocational Training Centers		Nos	05
Dye Centers			-
No of Craftsmen Registered			79
<b>Department assisted Entrepreneurs Groups</b>			
Skill Development	Advance technology transfer training Programme	No of Beneficiaries	660
Enterprise Promotion	Entrepreneurs group formed	Nos	-
	Entrepreneurs group activities	Nos	-
Total Production in handloom ( Textile)		Meters	267.27
Total Production in Yarn Dyed		Kg	-
Coir based items production		Rs	982,071.65
<b>Prize won in Exhibition</b>			
Handloom Production	Provincial Level	Nos	-
	National Level	Nos	-
Handicraft Production	Provincial Level	Nos	02
	National Level	Nos	08

Source : Rural Development, Kilinochchi

Table: 11.2

### Number of Employees in Industrial Sector in Kilinochchi District - 2019

No	Industries	Karachchi		Kandawalai		Poonakary		Pachchilaipalli	
		No. of Industries	No. of Skills	No. of Industries	No. of Skills	No. of Industries	No. of Skills	No. of Industries	No. of Skills
1	Rice Mill	31	82	12	34	17	45	12	21
2	Coolber	14	42	8	8	15	31	1	2
3	Handicraft	21	7	20	35	60	60	55	105
4	Tailoring	93	164	68	116	29	40	40	80
5	Sweet industries	32	46	9	13	2	3	5	20
6	Printers	14	34	4	7	0	0	1	3
7	Bakery	29	52	6	22	4	13	1	4
8	Welding Work Shop	41	87	6	9	14	22	7	20
9	Furniture Company	28	99	3	6	32	65	3	12
10	Stone Quarry	16	29	1	4	-	-	-	-
11	Aluminium Fitting Solt Packing work shop	-	-	1	15	-	-	-	-
12	Palmyrah & Cocount	29	57	15	45	12	25	50	75
13	Co operative shop	24	71	6	30	16	37	27	28
14	Food Processing	106	204	4	18	14	30	10	15
15	Palmyrah Product	49	12	-	-	60	60	15	100
16	Beautician	36	28	18	18	6	8	5	20
17	Painters	35	119	16	16	-	-	10	50

Table: 11.3

### Small / Cottage/Self Employed Industries in Kilinochchi District- 2019

No	Divison	Number of Small & Cottage Industries	
		Functioning Number	Not Functioning
1	Karachchi	206	6
2	Kandawalai	203	14
3	Poonagary	35	7
4	Pachchilaippalli	-	-

Source : Industries Department, Kachcheri, Kilinochchi

Table: 11.4

### Number of Employees in Small Industries - 2019

S.No	Industries	Karachchi	Kandawalai	Poonagary	Pachchilaippalli
1	Coir Based Industries	6	9	4	12
2	Hand Loom Industries	-	3	-	-
3	Pottering	11	5	2	-

Table: 11.5

### Vocational Training Centres under the Department of Industries in Kilinochchi District - 2019

S.No	D.S. Divison	Type	Duration	Location
1	Kandawalai	Weaving Center	6	Tharmapuram East
2	Pachchilaipalli	Coir Center	1 - 6	Pulopalai

Source : Industries Department, Kachcheri, Kilinochchi

Table: 11.6

**Number of Handicraft in Self Employees under the Various  
Financial Sources in Kilinochchi District - 2019**

S.No	D.S.Divison	Type of Handicraft	Location	Skills
1	Karachchi	Palmyrah, Leather, Grass mat, Sea shell Production, Patick work, Tailoring, Batched work, Coconut Product , Flower Work, Facial, Woolknitting	Thirunagar north Uruthirapuram, Skanthapuram Kanakapuram, Kirishnapuram Paranthan, Ananthapuram Thiruvaiyaru, Rathinapuram	486
2	Kandawalai	-	-	-
3	Poonakary	-	-	-
4	Pachchilaippalli	-	-	-

Source : Industries Department, Kachcheri, Kilinochchi



Table: 11.7

**Industrial Development Training in Self Employment  
in Kilinochchi District - 2019**

S.No	D.S.Divison	Employees Skills	Location
1	Karachchi	274	Skanthapuram, Thiruvaiaru, Raththinapuram ,Sivanagar, Vinayapuram, Kili Town, Ambalkulam
2	Kandawalai	-	-
3	Poonagary	213	Nachchikkuda Mudkkompan Gowtharimunai Mulankavil , Kiranchi
4	Pachchilaippalli	-	-

Table: 11.8

**Staff Details of Industrial Department in  
Kilinochchi District - 2019**

S.No	Designation	No of Staff	Station
1	Development Officer	1	District Office, Kilinochchi
2	Management Assistant	1	District Office, Kilinochchi
3	Development Officer	1	D.S Office, Karachchi
4	Development Officer	2	D.S Office, Kardawalai
5	Development Officer	1	D.S Office,Poonakary
6	Development Officer	1	D.S Office, Pachchilaipalli
7	Textile Demonstrator	1	Weaving Centre
8	Coir Based Production Demonstator	1	Coir Centre, Pulopalai

Source : Industries Department, Kachcheri, Kilinochchi





# Chapter XII



Table :- 12.1

**Number of Widows by G.N. Division, Age, Dependency, Assistance, Cause of death of Husband and Income in Kilinochchi District - 2019**

No	G.N. Division	Details of Widows																															
		Age wise (No. of Widows)										Dependency Wise (No. of Families)							Relief Assistance wise (No. of Families)			Husband Death causes wise (No. of Families)						Monthly income wise (No. of Families)					
		Under 20	21 - 25	26 - 30	31 - 35	36 - 40	41 - 45	46 - 50	51 - 55	56 - 60	> 60	Non	One	Two	Three	Four	Five	Total	Received	Not received	Total	Natural	Natural Disaster	Suicide	Accident	Other	Total	Under Rs.1500	Rs.1501 - 5000	Rs. Over 5000	Total		
1	Karachchi	1	43	49	217	190	301	284	448	441	1452	3426	1239	743	544	432	295	173	3426	2423	1003	3426	780	2488	13	47	98	0	3426	1235	1531	658	3424
2	Kandawalai	4	13	22	58	106	95	151	210	718	1533	405	465	333	199	88	43	1533	954	579	1533	328	1083	45	10	13	54	1533	760	547	226	1533	
3	Poonakary	1	54	116	183	195	221	70	68	58	78	1044	374	222	196	126	87	39	1044	1044	0	1044	263	490	0	6	34	94	1044	613	352	79	1044
4	Pachchilaipalli	0	5	10	29	47	53	62	73	90	299	668	225	150	84	85	90	34	668	613	55	668	119	455	11	17	26	40	668	220	375	73	668
Total		6	115	197	487	538	670	567	745	799	2547	6671	2243	1580	1157	842	560	289	6671	5034	1637	6671	1490	4516	69	80	171	188	6671	2828	2805	1036	6669

Source:- All Divisional Secretariat, Kilinochchi

Table :- 12.1.1.1

**Number of Widows by G.N. Division, Age, Dependency, Assistance, Cause of death of Husband and Income - 2019**

Divisional Secretariat:- Karachchi

No		Details of Widows																															
		Age wise (No. of Widows)										Dependency Wise (No. of Families)						Relief Assistance wise (No. of Families)			Husband Death causes wise (No. of Families)						Monthly income wise (No. of Families)						
G.N. Division		Under 20	21-25	26-30	31-35	36-40	41-45	46-50	51-55	56-60	>60	Total	Non	One	Two	Three	Four	Five	Total	Received	Not received	Total	War	Natural	Natural Disaster	Suicide	Accident	Other	Total	Under Rs.1500	Rs.1501 - 5000	Rs. Over 5000	Total
1	Vannerikulam		1		2	2	4	8	4	15	36	12	7	6	7	4	0	36	31	5	36	9	27	0	0	0	0		36	11	20	5	36
2	Anaivilunthan		5		3	8	7	8	13	8	52	18	8	10	7	7	2	52	44	8	52	22	30	0	0	0		52	22	15	15	52	
3	Kannakaipuram		1		2	1	1	1	2	6	15	7	4	1	2	1	0	15	7	8	15	6	8	0	0	1		15	4	7	4	15	
4	Skanthapuram		7		5	17	6	22	21	69	147	56	29	20	22	13	7	147	98	49	147	35	96	0	12	4		147	68	57	22	147	
5	Akkarayankulam		2		4	4	6	7	14	41	88	23	12	19	18	9	7	88	65	23	88	19	50	5	3	11		88	41	29	18	88	
6	Konavil		3		15	13	16	15	12	16	109	9	16	13	28	22	21	109	95	14	109	37	61	0	5	2		109	22	76	11	109	
7	Ponnagar		8		10	7	8	11	10	6	29	31	21	20	16	4	3	95	83	12	95	22	69	2	1	1		95	28	49	18	95	
8	Bharathipuram		2		7	12	8	15	16	42	102	31	20	18	16	8	9	102	64	38	102	22	77	0	0	3		102	46	44	12	102	
9	Malayalapuram		1		3	8	7	10	8	32	86	31	23	18	9	3	2	86	58	28	86	21	57	2	0	6		86	31	39	16	86	
10	Vivekanandanagar		5		2	2	7	11	7	34	86	55	16	9	3	2	1	86	55	31	86	15	69	0	2	0		86	33	32	21	86	
11	Krishnapuram		18		14	14	12	12	5	21	96	28	15	13	14	17	9	96	65	31	96	49	45	0	0	2		96	33	45	18	96	
12	Uthayanagar East		1		6	8	9	7	14	20	134	49	38	25	11	9	2	134	78	56	134	47	81	0	2	4		134	31	68	35	134	
13	Uthayanagar West		1		1	1	8	9	12	22	55	108	45	28	17	11	4	3	108	67	41	108	16	91	0	0	1		108	41	58	7	106
14	Ambalkulam		1		1	3	6	7	23	16	125	38	26	28	15	13	5	125	81	44	125	25	89	0	1	10		125	39	68	18	125	
15	Selvanagar		1		9	6	8	5	21	13	127	36	22	21	24	18	6	127	100	27	127	26	92	0	6	3		127	68	38	21	127	

Table :- 12.1.1.1

**Number of Widows by G.N. Division, Age, Dependency, Assistance, Cause of death of Husband and Income - 2019**

Divisional Secretariat:- Karachchi

No		Details of Widows																															
		Age wise (No. of Widows)										Dependency Wise (No. of Families)							Relief Assistance wise (No. of Families)			Husband Death causes wise (No. of Families)						Monthly income wise (No. of Families)					
G.N. Division		Under 20	21-25	26-30	31-35	36-40	41-45	46-50	51-55	56-60	>60	Total	Non	One	Two	Three	Four	Five	Total	Received	Not received	Total	War	Natural	Natural Disaster	Suicide	Accident	Other	Total	Under Rs.1500	Rs.1501 - 5000	Rs. Over 5000	Total
16	Ananthapuram	1			4	2	5	4	14	14	69	113	33	19	22	18	16	5	113	87	26	113	17	92	0	2	2		113	28	71	14	113
17	Thondamanagar		5	1	2	2	2	4	27	43	27	43	17	7	6	5	6	2	43	32	11	43	8	31	0	2	2	43	25	12	6	43	
18	Kanagambigaikulam		3	1	3	4	12	12	30	65	38	65	38	11	7	8	1	0	65	55	10	65	11	54	0	0	0	65	27	23	15	65	
19	Ambalnagar		15	9	14	18	15	15	10	96	29	96	29	18	14	15	8	12	96	81	15	96	36	55	2	3	0	96	25	37	34	96	
20	Thiruvaiaru		1	2	5	2	4	4	27	45	15	45	15	9	8	3	1	45	31	14	45	10	35	0	0	0	45	22	17	6	45		
21	Thiruvaiaru West		3	1	5	4	5	4	16	38	10	38	10	8	9	3	5	3	38	25	13	38	5	32	0	1	38	11	15	12	38		
22	Ratnapuram		1	5	3	9	9	11	10	39	87	87	35	19	15	10	5	3	87	37	50	87	13	71	1	0	2	87	28	35	24	87	
23	Kilinochchi Town		1	4	3	6	7	7	12	47	87	87	34	12	9	12	14	6	87	58	29	87	21	61	0	0	5	87	36	41	10	87	
24	Maruthanagar		5	3	14	7	12	6	12	10	37	106	41	36	19	5	2	3	106	75	31	106	10	92	0	0	4	106	32	48	26	106	
25	Pannakandy		1	2	2	3	12	9	13	9	6	57	26	19	6	1	5	0	57	43	14	57	24	30	0	0	3	57	20	22	15	57	
26	Kanakapuram		1	1	4	2	5	8	8	7	5	41	17	7	6	6	3	2	41	25	16	41	3	38	0	0	0	41	19	12	10	41	
27	Thirunagar South		1	1	4	7	8	13	12	34	79	79	34	25	3	5	7	5	79	49	30	79	9	68	0	0	2	79	28	37	14	79	
28	Thirunagar North		3	1	4	4	4	8	10	36	66	66	21	14	13	8	6	4	66	37	29	66	12	53	0	1	66	26	34	6	66		
29	Kaneshapuram		4	3	2	4	12	6	32	63	63	25	18	12	6	1	1	63	48	15	63	21	40	0	1	1	63	31	21	11	63		
30	Jeyanthinagar		2	3	8	4	5	4	11	5	45	87	28	20	15	13	7	4	87	63	24	87	18	63	0	1	5	87	38	39	10	87	

**Table :- 12.1.1.1**  
**Number of Widows by G.N. Division, Age, Dependency, Assistance, Cause of death of Husband and Income - 2019**

Divisional Secretariat:- Karachchi

No G.N. Division		Details of Widows													Monthly income wise (No. of Families)																
		Age wise (No. of Widows)										Dependency Wise (No. of Families)			Relief Assistance wise (No. of Families)				Husband Death causes wise (No. of Families)												
Under 20	21 - 25	26 - 30	31 - 35	36 - 40	41 - 45	46 - 50	51 - 55	56 - 60	> 60	Total	Non	One	Two	Three	Four	Five	Total	Received	Not received	Total	War	Natural	Natural Disaster	Suicide	Accident	Other	Total	Under Rs.1500	Rs.1501 - 5000	Rs. Over 5000	Total
31										68	33	22	5	3	3	2	68	41	27	68	23	45	0	0	0	0	68	15	31	22	68
32	2	1	7	6	5	5	9	8	26	69	54	6	7	2	0	0	69	59	10	69	25	33	0	2	9	69	26	34	9	69	
33		5	6	7	8	8	14	12	40	92	42	32	9	5	2	2	92	75	17	92	18	74	0	0	0	92	32	33	27	92	
34		1	1	2	3	3	5	9	39	63	22	14	8	6	9	4	63	41	22	63	9	52	1	0	1	63	18	23	22	63	
35	1	2	4	5	3	4	7	4	13	43	16	10	9	6	1	1	43	26	17	43	10	31	0	0	2	43	13	21	9	43	
36			3	4	5	4	9	8	30	63	30	11	9	7	5	1	63	47	16	63	18	42	0	0	3	63	19	30	14	63	
37	1	1	5	6	7	7	8	10	24	69	31	18	8	6	4	2	69	35	34	69	12	57	0	0	0	69	25	28	16	69	
38			5	3	5	3	12	7	44	79	31	17	15	9	4	3	79	66	13	79	22	56	0	1	0	79	29	34	16	79	
39			2	2	2	6	6	4	28	50	15	9	5	9	8	4	50	35	15	50	13	37	0	0	0	50	25	17	8	50	
40	3	4	7	12	14	12	12	27	69	160	56	39	29	21	7	8	160	112	48	160	25	135	0	0	4	164	55	75	30	160	
41	3	2	8	6	11	14	24	15	54	137	26	27	29	25	21	9	137	111	26	137	5	132	0	0	0	137	44	75	18	137	
42	2	2	3	4	6	5	6	7	19	54	11	11	8	7	8	9	54	38	16	54	11	37	0	3	3	54	20	21	13	54	
Total	1	43	49	217	190	301	284	448	1452	3426	1239	743	544	432	295	173	3426	2423	1003	3426	780	2488	13	47	98	0	3426	1235	1531	658	3424



Table :- 12.1.1.2

**Number of Widows by G.N. Division, Age, Dependency, Assistance, Cause of death of Husband and Income - 2019**

Divisional Secretariat:- Kandawalai

No.	G.N. Division	Details of Widows														Husband Death causes wise (No. of Families)				Monthly income wise (No. of Families)														
		Age wise (No. of Widows)														Dependency Wise (No. of Families)				Relief Assistance wise (No. of Families)		Total				Total								
		Under 20	21 - 25	26 - 30	31 - 35	36 - 40	41 - 45	46 - 50	51 - 55	56 - 60	> 60	Total	Non	One	Two	Three	Four	Five	Total	Received	Not received	Total	War	Natural	Natural Disaster	Suicide	Accident	Violence	Other	Total	Under Rs.1500	Rs.1501 - 5000	Rs. Over 5000	Total
1	Kumarapuram	1	2	2	1	7	5	9	8	14	51	100	38	28	18	13	3	3	100	68	32	100	13	79	1	4	1	2	100	62	19	19	100	
2	Paranthan	1	2	2	7	9	12	13	15	11	55	127	32	42	37	13	2	1	127	95	32	127	8	110	3	1	2	127	8	107	12	127		
3	Umaiyalpuram	1	3	1	2	4	3	4	3	5	22	48	9	17	9	8	4	1	48	48		48	10	35	2	1		48	39	6	3	48		
4	Elephantpass							1	1	1	2	2	1	1					2	2		2	2	1		1		2	1	1	0	2		
5	Thaduvankoddi				2	1	3	4	1	8	19	19	1	8	6	2	2		19	13	6	19	5	11	3			19	4	15	0	19		
6	Korakankaddu	1	2	7	6	10	12	11	46	95	95	19	42	15	12	5	2		95	80	15	95	35	48	5	1	1	95	66	23	6	95		
7	Uriyan			1	5	4	4	2	7	32	55	21	14	12	1	3	4		55	36	19	55	17	37	1			55	51	3	1	55		
8	Murasumoodai	1	4	3	3	6	10	7	37	71	71	14	28	13	10	3	3		71	61	10	71	11	53	1		6	42	23	6	71			
9	Kandawalai	1		3	3	2	9	4	7	42	71	24	19	11	7	8	2		71	39	32	71	10	57			4	71	12	55	4	71		
10	Periyakulam	1	1	6	6	14	9	26	26	89	89	32	24	19	9	4	1		89	39	50	89	9	70	1	1	2	89	53	28	8	89		
11	Kalimadunagar	1	2	6	10	9	10	17	16	74	145	52	28	32	22	9	2		145	74	71	145	47	82	8	1	2	145	19	24	102	145		
12	Tharumapuram West				3	1	6	7	11	25	53	10	17	16	7	1	2		53	51	2	53	13	40				53	24	22	7	53		
13	Tharumapuram East	1	1	3	10	4	6	15	32	54	127	26	38	30	14	13	6		127	98	29	127	23	98	1	1	4	127	48	63	16	127		
14	Puliyampookanai	1	2	1	6	8	12	7	11	35	83	32	25	16	4	3	3		83	48	35	83	5	70	8		83	61	18	4	83			
15	Punnauneravi	2	6	20	27	23	34	28	154	328	328	59	86	84	68	22	9		328	114	214	328	98	208	4	2	13	328	194	102	32	328		
16	Piramantharu	3	5	6	8	11	14	16	57	120	120	35	48	15	9	6	7		120	88	32	120	23	85	7		5	120	76	38	6	120		
Total		4	13	22	58	106	95	151	156	210	718	1,533	405	465	333	199	88	43	1,533	954	579	1,533	328	1,083	45	10	13	0	54	1,533	760	547	226	1,533

Table :- 12.1.3

**Number of Widows by G.N. Division, Age, Dependency, Assistance, Cause of death of Husband and Income - 2019**

Divisional Secretariat:- Poonakary

No	G.N. Division	Details of Widows																	Monthly income wise (No. of Families)															
		Age wise (No. of Widows)										Dependency Wise (No. of Families)					Relief Assistance wise (No. of Families)		Husband Death causes wise (No. of Families)						Under Rs.1500			Rs.1501 - 5000			Rs. Over 5000			
		Under 20	21 - 25	26 - 30	31 - 35	36 - 40	41 - 45	46 - 50	51 - 55	56 - 60	> 60	Total	Non	One	Two	Three	Four	Five	Total	Received	Not received	Total	War	Natural	Natural Disaster	Suicide	Accident	Violence	Other	Total	Under Rs.1500	Rs.1501 - 5000	Rs. Over 5000	Total
1	Nallur	6	13	13	16	17	6	6	3	4	84	27	22	19	11	2	3	84	84		84	24	49				8	3	84	38	34	12	84	
2	Alankerny		3	6	4	2	7	6	4	2	11	8	1	2				11	11		11	0	11				8	4	11	11	11	11	11	
3	Kollakurichchi	3	6	4	2	7	6	4	2	2	36	21	7	6	2			36	36		36	12	11			1	8	4	36	14	14	8	36	
4	Cheddiyakurichchi	7	9	10	13	2	3	2	2	2	48	21	10	9	4	3	1	48	48		48	18	19				8	3	48	17	22	9	48	
5	Gnaninadam		3	4	9	1	1	1	1	1	19	13	1	3	1	1	1	19	19		19	6	8				2	3	19	11	5	3	19	
6	Madduvilnadu East	2	3	4	4	2	2	2	2	2	17	9	3	2	1	1	1	17	17		17	4	5			1	4	3	17	8	7	2	17	
7	Pallikuda	11	12	29	17	21	3	6	4	5	108	21	21	32	21	9	4	108	108		108	18	65			5	14	6	108	75	26	7	108	
8	Madduvilnadu West	3	6	11	7	6	2	3	2	4	44	12	4	15	6	4	3	44	44		44	12	20				6	6	44	28	13	3	44	
9	Paramankirai		4	6	9	6	3	2	2	4	36	16	8	4	4	3	1	36	36		36	7	14			1	10	4	36	28	6	2	36	
10	Gowatharimunai	1				8	4	4			17	8	5	4	4	3		17	17		17	4	6				2	4	17	7	9	1	17	
11	Jeyapuram North		2	6	5	8	6	2	6	1	44	15	3	9	7	6	4	44	44		44	11	14				6	4	35	11	21	3	35	
12	Jeyapuram South	2	6	5	8	6	2	6	1	3	118	54	33	15	10	4	2	118	118		118	25	52			1	7	24	9	118	79	35	4	118
13	Kariyalainagapaaduvaran	4	12	21	32	32	6	3	5	3	57	15	20	14	4	3	1	57	57		57	21	16				1	8	11	20	32	5	57	
14	Pallavarajankaddu	3	9	6	15	12	4	3	2	3	62	21	15	11	9	3	3	62	62		62	11	39			1	5	4	62	25	31	6	62	
15	Mulanavil	4	6	13	14	12	6	2	2	3	87	9	24	19	12	17	6	87	87		87	26	38				3	8	12	63	21	3	87	
16	Nachchikuda	5	11	21	12	15	6	7	6	4	85	37	15	15	12	4	2	85	85		85	21	44				1	13	6	68	15	2	85	
17	Kiranchi	7	14	11	14	18	5	4	2	5	76	25	7	9	11	22	2	76	76		76	21	32			1	1	12	9	76	65	10	1	76
18	Ponnaveili	6	8	18	13	15	6	4	2	4	60	31	15	5	6	1	2	60	60		60	14	25			1	3	12	5	60	41	16	3	60
19	Iranatheevu	1	54	116	183	195	221	70	68	58	78	374	222	196	126	87	39	1,044	1,044	0	1,044	263	490	0	6	34	157	94	1,044	613	352	79	1,044	
<b>Total</b>		1	54	116	183	195	221	70	68	58	78	374	222	196	126	87	39	1,044	1,044	0	1,044	263	490	0	6	34	157	94	1,044	613	352	79	1,044	

Table :- 12.1.1.4

**Number of Widows by G.N. Division, Age, Dependency, Assistance, Cause of death of Husband and Income - 2019**

Divisional Secretariat:- Pachchilaipalli

No.	G. N. Division	Details of Widows																		Monthly income wise (No. of Families)												
		Age wise (No. of Widows)										Dependency Wise (No. of Families)					Relief Assistance wise (No. of Families)			Husband Death causes wise (No. of Families)												
		Under 20	21 - 25	26 - 30	31 - 35	36 - 40	41 - 45	46 - 50	51 - 55	56 - 60	> 60	Total	Non	One	Two	Three	Four	Five	Total	Received	Not received	Total	War	Natural Disaster	Suicide	Accident	Other	Total	Under Rs.1500	Rs.1501 - 5000	Rs. Over 5000	
1	Kovilvayal				4	3	9	4	24	44	23	6	7	4	4	4	4	4	4	44	44		3	37	2	2			31	12	1	44
2	Iyakkachchi	1		2	3	3	8	6	13	35	13	6	8	4	4	4	4	4	4	35	35		3	30	1	1		5	26	4	35	
3	Muhavil		3	10	9	7	7	4	8	48	13	13		11	23	1	48	48	48	48		7	39	2	2		13	25	10	48		
4	Masar		4		2	1	10	18	35	35	25	4	4	5	1	35	35	35	35	35		3	19	1	1	10	35	33	2	35		
5	Soranpattu		1		1	3	4	5	19	32	16	5	4	6	1	32	32	32	32	32		5	15	2	1	9	32	24	4	32		
6	Tharmakkeny		1	2	2	4	7	2	8	28	6	1	3	8	4	6	28	28	28	28		8	18	2	2	2	28	13	8	28		
7	Puloppalai		1	2	3	5	5	5	35	51	31	16	1	2	1	51	39	12	39	39		7	38	3	3	3	51	34	12	51		
8	Mullaiyadi	1	1	2	4	7	5	10	20	60	32	7	10	8	3	60	60	60	60	60		10	41	1	3	5	60	40	16	60		
9	Thampakamam		7	12	6	14	8	12	5	64	12	5	12	34	13	64	41	23	41	41		19	37	8	8	64	27	32	5	64		
10	Palaitown	3	1	2	2	2	2	4	30	44	23	11	7	2	1	44	44	44	44	44		8	30	2	4	44	11	28	5	44		
11	Puloppalai west		0	0	3	3	2	2	17	27	12	5	3	3	3	27	27	27	27	27		11	14	1	1	27	10	16	1	27		
12	Allippalai		1	1	2	1	1	3	12	21	11	2	4	2	2	21	21	21	21	21		11	9	1	1	21	21	21	21	21		
13	Kachcharveli				2	2	2	2	20	26	18	6	6	2	26	26	26	26	26	26		2	24	2	2	26	24	2	26			
14	Arasarkeny		1	2	2	3	2	1	10	21	5	3	3	3	4	21	21	21	21	21		9	9	2	1	21	8	6	7	21		
15	Itthavil		1	1	1	1	5	5	20	34	20	7	4	2	1	34	26	8	26	26		3	25	1	4	34	30	4	34			
16	Muhamalai		3	2	3	2	3	6	10	34	23	2	2	2	5	34	22	12	22	22		6	17	10	1	34	34	34	34	34		
17	Vempodukeny		5	5	4	2	3	6	2	22	10	6	3	3	3	22	22	22	22	22		1	18	1	1	22	3	15	4	22		
18	Kilaly		2	5	2	5	2	3	28	42	17	10	8	3	4	42	42	42	42	42		3	35	1	1	42	32	8	2	42		
	Total	0	5	10	29	47	53	62	73	90	299	150	84	85	90	34	668	613	55	668	119	455	11	17	26	40	668	220	375	73	668	

Table :- 12.2

**Number of Women Headed Families by D.S Division, Age, Dependency, Assistance, Cause of husband death and Income in Kilinochchi District - 2019**

G.N. Division		Details of Women Headed																																	
		Age wise (No. of WomenHeaded)										Dependency Wise (No. of Families)					Relief Assistance wise (No. of Families)			Women Headed causes wise (No. of Families)							Monthly income wise (No. of Families)								
No	G.N. Division	Under 20	21 - 25	26 - 30	31 - 35	36 - 40	41 - 45	46 - 50	51 - 55	56 - 60	> 60	Total	Non	One	Two	Three	Four	Five	Total	Received	Not received	Total	War	Natural	Natural Disaster	Suicide	Accident	Divorce	Separate	Other	Total	Under Rs.1500	Rs.1501 - 5000	Rs. Over 5000	Total
		1	Karachchi	16	97	132	279	343	385	425	409	568	1942	4596	1730	845	687	586	468	280	4596	3301	1295	4596	780	2488	13	47	98	45	816	309	4596	1117	2213
2	Kandawalai	7	22	35	73	133	120	186	191	253	831	1851	518	578	388	223	97	47	1851	1137	714	1851	328	1083	45	10	13	14	304	54	1851	900	669	282	1851
3	Poonakari	9	40	61	115	118	146	118	158	168	391	1324	483	311	251	132	86	61	1324	1324	0	1324	224	716	0	21	38	4	293	28	1324	814	440	70	1324
4	Pachchilaipalli	3	9	26	37	72	65	74	100	101	456	943	314	227	157	113	77	55	943	815	128	943	122	436	28	28	26	14	170	119	943	285	492	166	943
<b>Total</b>		35	168	254	504	666	716	803	858	1090	3620	8714	3045	1961	1483	1054	728	443	8714	6577	2137	8714	1454	4723	86	106	175	77	1583	510	8714	3116	3814	1784	8714

Source:- All Divisional Secretariat, Kilinochchi

Table :- 12.2.1

**Number of Women Headed Families by G.N. Division, Age, Dependency, Assistance, Cause of husband death and Income -2019**

Divisional Secretariat:- Karachchi

No	G.N. Division	Details of Women Headed																				Monthly income wise (No. of Families)												
		Age wise (No. of WomenHeaded)										Dependency Wise (No. of Families)					Relief Assistance wise (No. of Families)		Women Headed causes wise (No. of Families)								Under Rs.1500	Rs.1501 - 5000	Rs. Over 5000	Total				
		21-25	26-30	31-35	36-40	41-45	46-50	51-55	56-60	> 60	Total	Non	One	Two	Three	Four	Five	Total	Received	Not received	Total	War	Natural	Natural Disaster	Suicide	Accident	Divorce	Separate	Other	Total	Under Rs.1500	Rs.1501 - 5000	Rs. Over 5000	Total
1	Vannerikulam			1	3	4	6	2	7	11	24	58	21	8	7	8	11	3	58	41	17	58	9	27				13	9	58	14	29	15	58
2	Anatvilunthan	6	4	7	9	12	7	13	15	14	87	23	12	14	19	13	6	87	64	23	87	22	30				8	16	11	26	33	28	87	
3	Kannakaipuram	5	4	2	6	3	1	2	4	13	40	6	8	10	7	4	5	40	31	9	40	6	8				1	5	5	8	21	11	40	
4	Skanthapuram	8	7	22	17	18	23	12	21	41	169	44	31	28	27	23	16	169	128	41	169	35	96				5	16	1	54	68	47	169	
5	Akkarayankulam	10	8	8	14	12	8	11	8	30	109	27	12	24	16	19	11	109	82	27	109	19	50				3	11	3	34	48	27	109	
6	Konavil	4	6	18	24	22	24	8	14	20	140	13	22	19	43	22	21	140	111	29	140	37	61				5	2	8	26	81	33	140	
7	Ponnagar	8	9	16	19	17	14	8	20	45	156	39	31	33	31	14	8	156	118	38	156	22	69				1	2	5	28	81	47	156	
8	Bharathipuram	4	7	3	8	9	12	11	14	18	69	32	25	25	28	31	14	155	123	32	155	22	77				3	5	6	43	68	44	155	
9	Malayalapuram	1	2	3	8	10	5	12	7	8	58	49	24	16	19	4	2	114	84	30	114	21	57				6	21	7	28	50	36	114	
10	Vivekanandanagar	1	2	5	4	6	5	7	2	8	71	111	76	20	9	4	1	111	89	22	111	15	69				2	17	8	26	53	32	111	
11	Krishnapuram	7	5	8	12	11	15	8	17	36	119	31	17	17	24	19	11	119	92	27	119	49	45				0	2	18	31	51	37	119	
12	Uthayanagar East	3	12	10	8	16	12	16	16	77	154	64	42	34	11	2	1	154	114	40	154	47	81				2	4	16	30	78	46	154	
13	Uthayanagar West	1	1	8	7	12	16	18	28	51	142	73	17	19	15	12	6	142	101	41	142	16	91				1	30	4	39	68	35	142	
14	Ambalkulam	2	1	4	4	7	6	18	16	85	143	51	26	22	15	18	11	143	107	36	143	25	89				1	10	17	29	76	38	143	
15	Selvanagar	2	2	2	8	12	21	20	28	71	166	39	28	26	36	23	14	166	128	38	166	26	92				6	3	27	38	86	42	166	
16	Ananthapuram	1	3	12	11	8	12	14	20	74	155	53	33	24	16	18	11	155	106	49	155	17	92				2	2	31	29	83	43	155	
17	Thondamanagar	1	1	9	6	5	8	4	5	23	62	23	12	9	9	5	4	62	41	21	62	8	31				2	2	11	22	26	14	62	

**Number of Women Headed Families by G.N. Division, Age, Dependency, Assistance, Cause of husband death and Income -2019**

Divisional Secretariat:- Karachi

No	G.N. Division	Details of Women Headed																				Monthly income wise (No. of Families)															
		Age wise (No. of WomenHeaded)										Dependency Wise (No. of Families)					Relief Assistance wise (No. of Families)		Women Headed causes wise (No. of Families)																		
		Under 20	21- 25	26- 30	31- 35	36- 40	41- 45	46- 50	51- 55	56- 60	> 60	Total	Non	One	Two	Three	Four	Five	Total	Received	Not received	Total	Natural Disaster	Suicide	Accident	Divorce	Separate	Other	Total	Under Rs.1500	Rs.1501 - 5000	Rs. Over 5000					
18	Kanagambigaikulam	1	4	5	3	6	7	7	9	43	85	47	18	11	8	1	0	85	64	21	85	11	54								13	7	85	16	41	28	85
19	Ambalagar	4	8	12	16	12	14	17	13	56	152	41	26	30	21	19	15	152	101	51	152	36	55	2	3	1	27	28	152	33	77	42	152				
20	Thiruvaiaru	1	1	2	5	8	3	4	38	62	62	25	10	11	9	3	4	62	34	28	62	10	35				14	3	62	18	33	11	62				
21	Thiruvaiaru West			3	5	5	2	4	9	25	53	14	9	8	5	11	6	53	31	22	53	5	32			1	8	7	53	11	27	15	53				
22	Ratnapuram	1	3	3	7	11	12	12	17	49	115	58	22	15	10	7	3	115	83	32	115	13	71	1		2	17	11	115	28	52	35	115				
23	Kilinochchi Town	1	2	4	6	14	11	8	5	73	124	51	12	10	19	22	10	124	79	45	124	21	61			5	4	22	124	27	64	33	124				
24	Maruthanagar	2	5	9	10	8	10	14	18	48	124	63	31	12	6	3	9	124	81	43	124	10	92			4	12	6	124	27	63	34	124				
25	Pannakandy	1	2	2	3	4	3	8	13	34	70	29	26	6	2	7	0	70	52	18	70	24	30			3	8	5	70	19	31	20	70				
26	Kanakapuram	2	3	3	7	8	7	7	5	14	56	21	9	10	11	3	2	56	37	19	56	3	38				11	4	56	16	26	14	56				
27	Thirunagar South	1	2	3	6	8	8	13	49	90	90	45	15	7	6	11	6	90	52	38	90	9	68			2	7	4	90	24	40	26	90				
28	Thirunagar North			4	5	9	7	11	16	38	90	29	15	17	10	13	6	90	58	32	90	12	53			1	16	8	90	27	45	18	90				
29	Kaneshapuram	1	2	6	11	5	8	13	48	94	94	42	23	16	8	4	1	94	65	29	94	21	40			1	1	17	14	94	29	38	27	94			
30	Jeyanthinagar	1	1	1	5	6	12	13	8	7	52	36	14	21	17	13	5	106	79	27	106	18	63			1	5	3	14	2	106	34	43	29	106		
31	Periyaparanthan	1	1	2	3	6	5	4	8	48	78	34	21	11	4	6	2	78	48	30	78	23	45				6	4	78	15	37	26	78				
32	Uruthirapuram North	2	8	6	5	11	11	17	39	99	99	64	9	8	2	7	9	99	79	20	99	25	33			2	9	6	99	26	44	29	99				
33	Uruthirapuram East	2	5	7	5	11	9	15	16	66	136	75	22	16	8	9	6	136	97	39	136	18	74				31	13	136	28	69	39	136				
34	Uruthirapuram West	1	2	6	4	8	4	5	12	41	83	36	15	11	6	9	6	83	54	29	83	9	52	1		1	16	4	83	18	41	24	83				
35	Sivanagar	4	3	8	6	6	7	4	6	21	65	25	18	14	5	2	1	65	41	24	65	10	31			2	17	5	65	13	33	19	65				

**Number of Women Headed Families by G.N. Division, Age, Dependency, Assistance, Cause of husband death and Income -2019**

Divisional Secretariat:- Karachchi

No		G.N. Division		Details of Women Headed																													
				Age wise (No. of WomenHeaded)										Dependency Wise (No. of Families)					Relief Assistance wise (No. of Families)		Women Headed causes wise (No. of Families)					Monthly income wise (No. of Families)							
Under 20	21 - 25	26 - 30	31 - 35	36 - 40	41 - 45	46 - 50	51 - 55	56 - 60	> 60	Total	Non	One	Two	Three	Four	Five	Total	Received	Not received	Total	Natural Disaster	Suicide	Accident	Divorce	Separate	Other	Total	Under Rs.1500	Rs.1501 - 5000	Rs. Over 5000	Total		
36	1	2	9	4	9	7	7	8	45	92	46	12	9	13	6	6	6	69	23	92	18	42	3		24	5	92	21	49	22	92		
37	1	3	10	11	14	10	12	14	29	104	51	25	6	9	9	4	104	68	36	104	12	57		25	10	104	26	49	29	104			
38	4	3	4	7	8	10	9	16	53	122	59	20	24	13	4	2	122	88	34	122	22	56	1	38	4	122	29	59	34	122			
39		1	2	3	7	9	7	8	38	75	27	11	9	11	13	4	75	51	24	75	13	37		14	11	75	18	39	18	75			
40	1	4	5	6	13	7	22	15	95	191	78	51	26	19	9	8	191	143	48	191	25	135	4	19	8	191	44	93	54	191			
41	2	6	6	17	12	13	19	30	64	169	51	31	26	28	23	10	169	133	36	169	5	132		31	1	169	38	84	47	169			
42	3	1	2	8	6	8	8	11	34	81	19	12	17	8	15	10	81	54	27	81	11	37	3	18	9	81	27	36	18	81			
<b>Total</b>	16	97	132	279	343	385	425	409	568	1942	1730	845	687	586	468	280	4596	3301	1295	4596	780	2488	13	47	98	45	816	309	4596	1117	2213	1266	4596

Table :- 12.2.2

**Number of Women Headed Families by G.N. Division, Age, Dependency, Assistance, Cause of husband death and Income -2019**

Divisional Secretariat:- Kandawalai

No	G.N. Division	Details of Women Headed																				Monthly income wise (No. of Families)														
		Age wise (No. of WomenHeaded)										Dependency Wise (No. of Families)					Relief Assistance wise (No. of Families)		Women Headed causes wise (No. of Families)																	
		Under 20	21 - 25	26 - 30	31 - 35	36 - 40	41 - 45	46 - 50	51 - 55	56 - 60	> 60	Total	Non	One	Two	Three	Four	Five	Total	Received	Not received	Total	War	Natural	Natural Disaster	Suicide	Accident	Divorce	Separate	Other	Total	Under Rs.1500	Rs.1501 - 5000	Rs. Over 5000	Total	
1	Kumarapuram	2	2	3	1	9	6	10	9	16	56	114	49	30	18	14	3	114	74	40	114	13	79	1	4	1	1	1	13	2	114	69	25	20	114	
2	Paranthan	1	3	3	10	15	16	17	12	11	73	161	45	52	44	14	4	161	116	45	161	8	110	3	1	2	1	33	3	161	14	126	21	161		
3	Umaliyapuram	1	4	2	3	5	4	7	5	6	29	66	12	20	18	10	5	66	66		66	10	35	2	1	1	1	17	66	53	8	5	66			
4	Elephantpass		1						2	1	4	4	1	3				4	4		4	1					2	1	4	2	2	4		4		
5	Thaduvankoddi	1		2	2	3	5	1	9	23	1	23	1	8	10	2	2	23	16	7	23	5	11	3			4	23	6	17	23		23		23	
6	Korakankaddu	1	2	3	9	8	11	14	14	54	116	20	56	21	12	5	2	116	100	16	116	35	48	5	1	1	1	20	5	116	81	25	10	116		116
7	Uriyan		1	1	1	7	5	5	3	8	34	64	23	16	15	3	4	64	41	23	64	17	37	1			9	64	58	5	1	64		64		
8	Murasumoodai	2	5	4	4	8	12	10	40	85	15	39	15	10	3	3	85	73	12	85	11	53	1			14	6	85	51	26	8	85		85		
9	Kandawalai	2	4	4	4	3	10	6	10	48	87	35	24	11	7	8	87	47	40	87	10	57				16	4	87	12	70	5	87		87		
10	Periyakulam	1	2	2	8	9	19	15	28	33	117	54	24	21	11	5	2	117	47	70	117	9	70	1	1	2	3	25	6	117	68	39	10	117		117
11	Kalmedunagar	1	4	8	12	12	11	23	20	81	172	70	30	35	26	9	2	172	92	80	172	47	82	8	1	2	1	26	5	172	25	28	119	172		172
12	Tharumapuram West	1		1	4	2	8	9	13	36	73	10	25	21	11	2	4	73	68	5	73	13	40			20	73	31	33	9	73		73		73	
13	Tharumapuram East	1	2	1	4	12	5	7	17	38	60	147	38	44	32	14	13	147	104	43	147	23	98	1		1	20	4	147	53	76	18	147		147	
14	Puliyampookanal	1	3	2	8	10	14	8	12	37	95	37	26	18	6	5	3	95	52	43	95	5	70	8		12	95	69	21	5	95		95			
15	Punnaaneeravi	1	3	8	22	29	24	39	31	42	174	373	68	109	93	72	22	373	123	250	373	98	208	4	2	3	5	40	13	373	210	121	42	373		373
16	Piramantharu		4	6	7	10	17	20	23	67	154	40	72	16	11	8	7	154	114	40	154	23	85	7		1	33	5	154	98	47	9	154		154	
	Total	7	22	35	73	133	120	186	191	253	831	1,851	518	578	388	223	97	47	1,137	714	1,851	328	1,083	45	10	13	14	304	54	1,851	900	669	282	1,851		1,851



Table :- 12.2.3

**Number of Women Headed Families by G.N. Division, Age, Dependency, Assistance, Cause of husband death and Income -2019**

**Divisional Secretariat:- Poonakari**

No	G.N. Division	Details of Women Headed																				Monthly income wise (No. of Families)														
		Age wise (No. of Women Headed)										Dependency Wise (No. of Families)										Relief Assistance wise (No. of Families)			Women Headed causes wise (No. of Families)											
		Under 20	21-25	26-30	31-35	36-40	41-45	46-50	51-55	56-60	> 60	Non	One	Two	Three	Four	Five	Total	Received	Not received	Total	War	Natural Disaster	Suicide	Accident	Divorce	Separate	Other	Total	Under Rs.1500	Rs.1501 - 5000	Rs. Over 5000	Total			
1	Nallur	2	5	6	9	9	9	10	8	14	45	117	48	27	23	11	5	3	117	117	-	117	23	63						29	2	117	63	42	12	117
2	Alankerny	3	3	3	3	6	16	2	1	20	8	11	8	1	1	1	1	11	11	11	0	11	0	11								11	11	11	11	
3	Kollakurichchi	3	3	3	3	6	16	2	1	20	54	27	9	11	5	2	54	54	54	54	8	23	8	23	3	3	20	20	20	20	20	20	20	20	20	
4	Cheddiyakurichchi	1	3	4	3	4	6	7	4	5	21	51	24	10	11	4	2	51	51	51	6	31	6	31	1	13	13	20	20	20	20	20	20	20		
5	Gnanimadam	1	3	4	3	4	6	7	4	5	21	51	24	10	11	4	2	51	51	51	6	31	6	31	1	13	13	20	20	20	20	20	20	20		
6	Madduvilnadu East	1	3	4	3	4	6	7	4	5	21	51	24	10	11	4	2	51	51	51	6	31	6	31	1	13	13	20	20	20	20	20	20	20		
7	Pallikuda	3	7	16	20	7	15	16	29	24	36	173	58	46	39	4	14	12	173	173	173	47	62	47	62	6	6	1	47	4	173	140	29	4	173	
8	Madduvilnadu West	3	3	3	3	3	4	6	9	4	35	8	3	10	4	7	3	35	35	35	5	20	5	20	-	4	1	5	10	1	42	30	3	35		
9	Paramankirai	1	3	3	3	3	2	6	4	6	17	42	22	6	4	6	3	42	42	42	12	14	2	14	2	3	3	7	7	21	11	9	1	21		
10	Gowatharimunai	1	3	3	3	3	3	3	3	3	14	21	8	7	2	3	1	21	21	21	4	7	4	7	3	3	7	7	21	11	9	1	21			
11	Jeyapuram North	1	3	3	3	3	3	3	3	3	15	53	18	15	6	9	5	53	53	53	7	31	7	31	1	14	14	53	14	36	3	53				
12	Jeyapuram South	2	2	6	6	9	9	9	9	18	44	44	15	11	9	3	6	44	44	44	5	29	5	29	10	10	10	10	15	28	1	44				
13	Kariyalainagaapaaduwan	2	2	7	9	15	6	11	26	26	104	24	46	15	9	4	6	104	104	104	21	51	21	51	2	28	28	104	74	26	4	104				
14	Pallavarajankaddu	8	4	9	9	1	16	5	19	62	15	24	14	4	1	4	62	62	62	7	35	7	35	1	14	14	62	21	38	3	62					
15	Mulanavil	1	6	7	24	43	18	12	2	41	154	65	23	38	23	4	1	154	154	154	23	112	23	112	1	1	1	16	1	154	53	95	6	154		
16	Nachchikuda	-	5	9	9	14	7	15	16	22	23	120	42	38	13	17	4	120	120	120	9	81	9	81	3	3	3	20	4	120	91	26	3	120		
17	Kiranchi	3	4	13	5	12	7	9	17	31	101	42	18	15	13	10	101	101	101	13	47	13	47	2	3	3	33	3	101	89	10	2	101			
18	Ponnaveli	1	3	3	4	6	14	17	9	12	11	80	29	8	9	15	15	80	80	80	12	41	12	41	2	4	2	17	2	80	71	8	1	80		
19	Iranaimathanagar	1	2	1	2	2	9	5	12	11	15	60	31	15	3	1	7	60	60	60	14	34	14	34	1	3	8	60	41	16	3	60				
	Total	9	40	61	115	118	146	118	158	168	391	1,324	483	##	251	132	86	61	1,324	1,324	0	1,324	224	716	0	21	38	4	293	28	1,324	814	440	70	1,324	

Table :- 12.2.4

**Number of Women Headed Families by G.N. Division, Age, Dependency, Assistance, Cause of husband death and Income -2019**

**Divisional Secretariat:- Pachchilaipalli**

No	G.N. Division	Details of Women Headed																Monthly income wise (No. of Families)																	
		Age wise (No. of WomenHeaded)		Dependency Wise (No. of Families)					Assistance wise (No. of Families)		Women Headed causes wise (No. of Families)							Under Rs.1500	Rs.1501 - 5000	Rs. Over 5000	Total														
		Under 20	21 - 25	26 - 30	31 - 35	36 - 40	41 - 45	46 - 50	51 - 55	56 - 60	> 60	Total	Non	One	Two	Three	Four	Five	Total	Received	Not received	Total	War	Natural	Natural Disaster	Suicide	Accident	Divorce	Separate	Other	Total	Under Rs.1500	Rs.1501 - 5000	Rs. Over 5000	Total
1	Kovilvayal		1	1	2	7	5	4	15	6	32	73	31	14	15	7	6	73	73		73	3	37		2	2		22	7	73	48	14	11	73	
2	Iyakkachchi			2	1	3	1	6	10	4	16	43	16	5	9	4	43	43		43	3	34		1	1		3		43	8	25	10	43		
3	Mukavil		3	3	3	15	5	13	5	3	21	68	3	11	12	13	14	15	68	68		68	12	20		1	1	30	5	68	36	16	16	68	
4	Masar			4	4	3	4	3	4	11	18	40	25	6	2	1	40	40		40	3	19		1	1		5	10	40		38	2	40	40	
5	Soranpattu		2	1	3	4	2	4	3	38	57	18	17	10	6	5	1	57	57		57	5	15		2	1	3	4	27	2	43	2	43	12	57
6	Tharmakerny		1	2	3	4	5	1	3	2	19	40	6	5	8	6	9	40	40		40	8	18		2	2		2	10	40	9	21	10	40	
7	Pulopallai			1	3	3	5	8	8	47	75	46	20	4	4	1	75	56	19	75	7	38		3	3		19	5	75	10	46	19	75		
8	Mullaiyadi		1	1	2	4	8	12	12	24	72	44	7	10	8	3	72	72		72	10	41		1	3		2	10	5	72	48	20	4	72	
9	Thambakamam		2	4	5	8	4	9	18	41	95	21	15	17	18	12	12	95	41	54	95	14	43		5	2	1	8	22	95	42	24	29	95	
10	Pallai Town		1	1	2	5	2	4	1	5	43	65	33	18	11	2	1	65	65		65	6	24		2	1	11	21	65	8	32	25	65		
11	Pulopallai West				3	0	3	4	4	2	21	37	14	7	4	5	2	37	35	2	37	11	14		2	2		2	5	37	15	17	5	37	
12	Allippalai				2	2	3	1	1	3	13	25	12	4	5	0	2	25	25		25	11	9		0	1	3		25	25	25	25	25		
13	Kachcharvelli				0	1	0	3	3	2	22	31	0	18	9	3	1	31	26	5	31	3	27		0	1	10	1	30	26	3	2	31		
14	Arasarkerny				1	2	3	4	4	4	12	30	5	9	6	3	5	30	30		30	9	8		0	2	10	1	30	8	15	7	30		
15	Iththavil		2	5	4	7	4	3	10	3	25	63	24	19	9	7	3	63	41	22	63	4	30		0	3	2	21	1	63	59	4	63		
16	Mukamalai		3	3	2	3	2	3	3	7	20	46	23	7	5	2	9	46	26	26	46	6	14		23	1	2	46	46	46	46	46	46		
17	Vempodukerny			1	2	3	5	3	6	4	7	31	18	4	4	5	31	31		31	4	20		2	1	3		31	5	20	6	31			
18	Kilaly				2	5	2	2	4	37	52	22	13	9	5	3	52	52		52	3	25		0	3	3	1	17	52	20	28	4	52		
	Total	3	9	26	37	72	65	74	100	101	456	943	314	227	157	113	77	55	943	815	128	943	122	436	28	28	26	14	170	119	943	285	492	166	943

Table :12.3

### Number of Disabled Person and Type of Disability in Kilinochchi District- 2019

No	Divisional Secretariat	Reason for Disable						Person who lost									
		Natural(On Birth)	War	Disease	Accident	Disaster	Other	Total	One Leg	Two Leg	One Hand	Two Hand	One Eye	Two Eyes	Completely Disable	Other	Total
1	Karachchi	400	787	0	0	281	0	1468	227	119	63	4	71	58	0	926	1468
2	Kandawalai	163	375	0	0	78	0	616	110	15	39	11	65	15	28	333	616
3	Poonakary	118	342	0	0	35	146	641	199	46	114	11	39	33	47	152	641
4	Pachchilaipalli	80	177	0	0	43	128	428	51	35	25	3	35	18	47	214	428
<b>Total</b>		<b>761</b>	<b>1681</b>	<b>0</b>	<b>0</b>	<b>437</b>	<b>274</b>	<b>3153</b>	<b>587</b>	<b>215</b>	<b>241</b>	<b>29</b>	<b>210</b>	<b>124</b>	<b>122</b>	<b>1625</b>	<b>3153</b>

Table : 12.3.1

### Number of Disabled Person by GN Division and Type of Disability - 2019

Divisional Secretariat-Kandawalai

No	G.N. Division	Reason for Disable						Person who lost									
		Natural(On Birth)	War	Disease	Accident	Disaster	Other	Total	One Leg	Two Leg	One Hand	Two Hand	One Eye	Two Eyes	Completely Disable	Other	Total
1	Kumarapuram	6	21			6		33	5	2	1	1	4		2	18	33
2	Paranthan	22	33			8		63	11	2	3		8	2	3	34	63
3	Umaiyalpuram	10	12					22	5	1	1		2		3	10	22
4	Elephantpass	1	3					4					1			3	4
5	Thadduvankoddy	4	5					9	3				1	1		4	9
6	Korakkankaddu	15	25			10		50	8	2	1	6	1	2	3	27	50
7	Uriyan	7	11			7		25	3			2	2	1		17	25
8	Murasumodai	7	17					24	6		2		3		3	10	24
9	Kandawalai	13	18			5		36	4		1		3	2	2	24	36
10	Periyakulam	16	25			8		49	4	1	2		3	2		37	49
11	Kalmadunagar	14	43			8		65	13	2	5		9			36	65
12	Tharmapuram West	2	12			6		20	6		1	1	3			9	20
13	Tharmapuram East	13	24			3		40	8	1	2		1	2	3	23	40
14	Puliyampokkanai	4	27			2		33	7		6		9		1	10	33
15	Punnaineeravi	17	68			6		91	18	4	6	1	6	3	3	50	91
16	Piramantharu	12	31			9		52	9		8		9		5	21	52
<b>Total</b>		<b>163</b>	<b>375</b>	<b>0</b>	<b>0</b>	<b>78</b>		<b>616</b>	<b>110</b>	<b>15</b>	<b>39</b>	<b>11</b>	<b>65</b>	<b>15</b>	<b>28</b>	<b>333</b>	<b>616</b>

Table : 12.3.2

## Number of Disabled Person by GN Division and Type of Disability - 2019

Divisional Secretariat:-Karachchi

No.	G.N. Division	Reason for Disable						Person who lost						Total			
		Natural (On Birth)	War	Disease	Accident	Disaster	Other	Total	One Leg	Two Leg	One Hand	Two Hand	One Eye		Two Eyes	Completely Disable	Other
1	Vannerikulam	17	15			7		39	5	2	1		2	1		28	39
2	Anaivilunthan	10	16			6		32	8	2	1					21	32
3	Kannakaipuram	6	12			2		20	3	1	3		2	1		10	20
4	Skanthapuram	19	13			8		40	5	7	1		3	2		22	40
5	Akkarayankulam	6	38			10		54	4	2	2		1	6		39	54
6	Konavil	4	41			11		56	9	3	4		2	3		35	56
7	Ponnagar	14	45			13		72	15	1	3		1	5		47	72
8	Parathipuram	4	29			9		42	8	3	1			4		26	42
9	Malayalapuram	13	18			7		38	10	2	1		2	1		22	38
10	Vivekanandanagar	12	18			7		37	10	3	3	1	1	1		18	37
11	Krishnapuram	10	32			1		43	10	4	1		4	1		23	43
12	Uthayanagar East	6	33			9		48	12	6	2	1		2		25	48
13	Uthayanagar West	12	18			1		31	4	5	1		2			19	31
14	Ambalkulam	17	28			14		59	7	6	3		6	2		35	59
15	Selvanagar	34	29			3		66	11	6	2		1	1		45	66
16	Ananthapuram	9	16			2		27	4	6	2		4			11	27
17	Thondamanagar	3	3					6	1		1					4	6
18	Kanagambigaikulam	2	24					26	4	2			2			18	26
19	Ambalnagar	7	19			2		28	6	3	2		1			16	28
20	Thiruvaiaru	4	8			3		15	3		1		1			10	15
21	Thiruvaiaru West	1	16			8		25	6	4			1	1		13	25

## Number of Disabled Person by GN Division and Type of Disability - 2019

Divisional Secretariat:-Karachchi

No.	G.N. Division	Reason for Disable						Person who lost						Total			
		Natural (On Birth)	War	Disease	Accident	Disaster	Other	Total	One Leg	Two Leg	One Hand	Two Hand	One Eye		Two Eyes	Completely Disable	Other
22	Ratnapuram	10	9			2		21	4	4						13	21
23	Kilinochchi Town	1	14			26		41		1			3			37	41
24	Maruthanagar	2	10			2		14		1	1					12	14
25	Pannakandy	10	24			4		38	4		1		2	2		29	38
26	Kanakapuram	6	7			11		24	2	4	1			2		15	24
27	Thirunagar South	1	8			4		13	2	2						9	13
28	Thirunagar North	4	10			3		17	1	2	1		1			12	17
29	Kaneshapuram	4	11			5		20	3	2	2		3	2		8	20
30	Jeyanthinagar	17	26			6		49	5	3	2		2	3		34	49
31	Periyaparanthan	10	17			9		36	8	5	1		2	2		18	36
32	Uruthirapuram North	20	16			5		41	4	4	3		1	1		28	41
33	Uruthirapuram East	20	16			7		43	2	2			3	2		34	43
34	Uruthirapuram West	12	8			14		34	4	3			1			26	34
35	Sivanagar	5	16			7		28	8	3	1		3			13	28
36	Ottupulam	18	20			23		61	3	5	4		2	2		45	61
37	Puthumurippu	6	19			4		29	7	2	1		1	2		16	29
38	Vaddakkachchi	15	20			11		46	7	4	2		5	6		22	46
39	Civic Centre	1	13			1		15	2	1	1			1		10	15
40	Mayavanoor	3	17			4		24	7	1	2		2			12	24
41	Ramanathapuram	19	24			7		50	6	2	4	2	3	1		32	50
42	Mavadiamman	6	11			3		20	3		1		1	1		14	20
<b>Total</b>		400	787	0	0	281		1,468	227	119	63	4	71	58	0	926	1,468

Table : 12.3.3

### Number of Disabled Person by GN Division and Type of Disability - 2019

Divisional Secretariat : Poonakari

No.	G.N. Division	Reason for Disable						Person who lost								Total	
		Natural(On Birth)	War	Disease	Accident	Disaster	Other	Total	One Leg	Two Leg	One Hand	Two Hand	One Eye	Two Eyes	Completely Disable		Other
1	Nallur	14	36				8	58	26	3	13	2	2		2	10	58
2	Alankerny	1	3					4	1		1					2	4
3	Kollakurichchi	3	10			6	8	27	7	2	5		1	2	2	8	27
4	Cheddiyakurichchi	3	6			6	2	17	2	2	2	2	4		4	1	17
5	Gnanimadam	1	7			2	7	17	9	1	1			1	1	4	17
6	Madduvilnadu East	1	7				2	10	3		1				2	4	10
7	Pallikuda	11	38			7	16	72	32	4	16	2	1	2	3	12	72
8	Madduvilnadu West	3	14				6	23	4	3	3	1	3		3	6	23
9	Paramankirai	3	7				1	11	3	1			1	1	1	4	11
10	Gowatharimunai	6	7			2	2	17	4	2	3			1	2	5	17
11	Jeyapuram North	5	14				8	27	8	5	3		1		3	7	27
12	Jeyapuram South	2	18				6	26	10	4	7		1		2	2	26
13	Kariyalainagapaaduvan	13	34			2	11	60	26	2	8	1	3	7	2	11	60
14	Pallavarajankaddu	4	18				17	39	4	4	7		1	4	2	17	39
15	Mulankavil	11	19			2	11	43	11	3	5		5	3	4	12	43
16	Nachchikuda	7	31				10	48	9	6	8		6	3	6	10	48
17	Kiranchi	8	33			2	20	63	20	1	12		3	1	4	22	63
18	Ponnaveli	9	20			1	4	34	10	2	6	2		6		8	34
19	Iranaithevu	13	20			5	7	45	10	1	13	1	7	2	4	7	45
Total		118	342	0	0	35	146	641	199	46	114	11	39	33	47	152	641

Table: 12.3.4

### Number of Disabled Person by GN Division and Type of Disability - 2019

Divisional Secretariat:- Pachchilaipalli

No.	G.N. Division	Reason for Disable						Person who lost								Total	
		Natural(On Birth)	War	Disease	Accident	Disaster	Other	Total	One Leg	Two Leg	One Hand	Two Hand	One Eye	Two Eyes	Completely Disable		Other
1	Kovilvayal	3	12			3	11	29		1			3	1	3	21	29
2	Iyakkachchi	6	5			4	5	20	3	1	1	4	1	1	9	20	
3	Muhavil	2	10			2	11	25	3		2	1	2	4	13	25	
4	Masar	1	7			2	10	20	3	2		1		3	11	20	
5	Soranpattu	7	9			1	7	24	4			4	1		15	24	
6	Tharmakkeny	10	12			0	7	29	3	3	2	7	1	1	12	29	
7	Puloppalai	7	18			4	10	39	6	2	5	1	3	2	20	39	
8	Mullaiyadi	1	4			2	4	11		1		1		1	8	11	
9	Thampakamam	5	32			2	8	47	7	9	4	1	2	7	16	47	
10	Palaitown	4	2			2	3	11		1	1	1		2	5	11	
11	Puloppalai west	4	9				6	19	2	1	3	2		1	10	19	
12	Allippalai	3	13			2	1	19	2	1			4	3	9	19	
13	Kachcharveli	3	3			2	1	9		2		3		1	3	9	
14	Arasarkeny	3	7			2	3	15	5	1		2		3	4	15	
15	Iththavil	8	8			5	14	35	4	7		3	1	2	18	35	
16	Muhamalai	4	11			3	7	25	4		5	1		5	10	25	
17	Vempodukeny	1	2				6	9	1		1	1	1	4	1	9	
18	Kilaly	8	13			7	14	42	4	3	1		1	4	29	42	
<b>Total</b>		80	177	0	0	43	128	428	51	35	25	3	35	18	47	214	428

Table : 12.4

### Issue of Relief Dry Ration in Kilinochchi District- 2019

No.	G.N. Division	Samurdhi							Total Amount
		No. of Families according to Samurdhi Assistance							
		1, 2	Rs.1500.00	3, 4	Rs.2500.00	5 and above	Rs.3500.00	Total Number of Families	
1	Karachchi	3981	5,971,500.00	2534	6,335,000.00	6471	22,648,500.00	12986	34,955,000.00
2	Kandawalai	1720	2,580,000.00	1052	2,630,000.00	2357	8,249,500.00	5129	13,459,500.00
3	Poonakary	1187	1,780,500.00	688	1,720,000.00	2039	7,136,500.00	3914	10,637,000.00
4	Pachchilalpalli	616	924,000.00	429	1,072,500.00	988	3,458,000.00	2033	5,454,500.00
Total		7504	11,256,000.00	4703	11,757,500.00	11855	41,492,500.00	24062	64,506,000.00



Table : 12.4.1

## Issue of Relief Dry Ration by GN Division - 2019

No.	G.N. Division	Samurdhi							Total Amount
		No. of Families according to Samurdhi Assistance							
		1, 2	Rs.1500.00	3,4	Rs.2500.00	5 and above	Rs.3500.00	Total Number of Families	
1	Kumarapuram	82	123,000.00	42	105,000.00	102	357,000.00	226	585,000.00
2	Paranthan	158	237,000.00	107	267,500.00	231	808,500.00	496	1,313,000.00
3	Umaiyalpuram	63	94,500.00	47	117,500.00	73	255,500.00	183	467,500.00
4	Elephantpass	5	7,500.00	8	20,000.00	0	-	13	27,500.00
5	Thadduvankoddy	34	51,000.00	15	37,500.00	37	129,500.00	86	218,000.00
6	Korakkankaddu	101	151,500.00	65	162,500.00	137	479,500.00	303	793,500.00
7	Uriyan	52	78,000.00	35	87,500.00	61	213,500.00	148	379,000.00
8	Murasumoddai	67	100,500.00	21	52,500.00	63	220,500.00	151	373,500.00
9	Kandawalai	71	106,500.00	42	105,000.00	75	262,500.00	188	474,000.00
10	Periyakulam	110	165,000.00	53	132,500.00	127	444,500.00	290	742,000.00
11	Kalmadunagar	134	201,000.00	95	237,500.00	231	808,500.00	460	1,247,000.00
12	Tharmapuram West	80	120,000.00	51	127,500.00	99	346,500.00	230	594,000.00
13	Tharmapuram East	141	211,500.00	64	160,000.00	152	532,000.00	357	903,500.00
14	Puliyampokkanai	116	174,000.00	71	177,500.00	137	479,500.00	324	831,000.00
15	Punnaineeravi	340	510,000.00	218	545,000.00	643	2,250,500.00	1201	3,305,500.00
16	Piramantharu	166	249,000.00	118	295,000.00	189	661,500.00	473	1,205,500.00
	<b>Total</b>	<b>1720</b>	<b>2,580,000.00</b>	<b>1052</b>	<b>2,630,000.00</b>	<b>2357</b>	<b>8,249,500.00</b>	<b>5129</b>	<b>13,459,500.00</b>

Table : 12.4.2

## Issue of Relief Dry Ration by GN Division - 2019

Divisional Secretariat:-Karachchi

No.	G.N. Division	Samurdhi							Total Amount
		No.of Families according to Samurdhi Assistance							
		1, 2	Rs.1500.00	3, 4	Rs.2500.00	5 and above	Rs.3500.00	Total Number of Families	
1	Vannerikulam	128	192,000.00	72	180,000.00	158	553,000.00	358	925,000.00
2	Anaivilunthan	102	153,000.00	49	122,500.00	152	532,000.00	303	807,500.00
3	Kannakaipuram	72	108,000.00	46	115,000.00	130	455,000.00	248	678,000.00
4	Skanthapuram	135	202,500.00	82	205,000.00	248	868,000.00	465	1,275,500.00
5	Akkarayanikulam	115	172,500.00	99	247,500.00	194	679,000.00	408	1,099,000.00
6	Konavil	190	285,000.00	121	302,500.00	402	1,407,000.00	713	1,994,500.00
7	Ponnagar	108	162,000.00	84	210,000.00	197	689,500.00	389	1,061,500.00
8	Parathipuram	128	192,000.00	90	225,000.00	231	808,500.00	449	1,225,500.00
9	Malayalapuram	147	220,500.00	78	195,000.00	236	826,000.00	461	1,241,500.00
10	Vivekanandanagar	64	96,000.00	55	137,500.00	131	458,500.00	250	692,000.00
11	Krishnapuram	165	247,500.00	123	307,500.00	278	973,000.00	566	1,528,000.00
12	Uthayanagar East	93	139,500.00	65	162,500.00	182	637,000.00	340	939,000.00
13	Uthayanagar West	83	124,500.00	73	182,500.00	182	637,000.00	338	944,000.00
14	Ambaikulam	129	193,500.00	74	185,000.00	223	780,500.00	426	1,159,000.00
15	Selvanagar	136	204,000.00	96	240,000.00	244	854,000.00	476	1,298,000.00
16	Ananthapuram	106	159,000.00	63	157,500.00	119	416,500.00	288	733,000.00
17	Thondamanagar	40	60,000.00	25	62,500.00	58	203,000.00	123	325,500.00
18	Kanagambigaikulam	62	93,000.00	47	117,500.00	107	374,500.00	216	585,000.00
19	Ambalnagar	160	240,000.00	132	330,000.00	315	1,102,500.00	607	1,672,500.00
20	Thiruvaitaru	68	102,000.00	22	55,000.00	51	178,500.00	141	335,500.00
21	Thiruvaitaru West	50	75,000.00	32	80,000.00	61	213,500.00	143	368,500.00

## Issue of Relief Dry Ration by GN Division - 2019

Divisional Secretariat:-Karachchi		Samurdhi							Total Amount
		No. of Families according to Samurdhi Assistance							
		1, 2	Rs.1500.00	3, 4	Rs.2500.00	5 and above	Rs.3500.00	Total Number of Families	
<b>No.</b>	<b>G.N. Division</b>								
22	Ratnapuram	59	88,500.00	39	97,500.00	96	336,000.00	194	522,000.00
23	Kilinochchi Town	71	106,500.00	22	55,000.00	93	325,500.00	186	487,000.00
24	Maruthanagar	83	124,500.00	57	142,500.00	103	360,500.00	243	627,500.00
25	Pannakandy	79	118,500.00	35	87,500.00	84	294,000.00	198	500,000.00
26	Kanakapuram	34	51,000.00	34	85,000.00	67	234,500.00	135	370,500.00
27	Thirunagar South	50	75,000.00	41	102,500.00	63	220,500.00	154	398,000.00
28	Thirunagar North	102	153,000.00	36	90,000.00	99	346,500.00	237	589,500.00
29	Kaneshapuram	32	48,000.00	19	47,500.00	46	161,000.00	97	256,500.00
30	Jeyanthinagar	87	130,500.00	52	130,000.00	133	465,500.00	272	726,000.00
31	Periyaparanthan	45	67,500.00	34	85,000.00	122	427,000.00	201	579,500.00
32	Uruthirapuram North	80	120,000.00	56	140,000.00	130	455,000.00	266	715,000.00
33	Uruthirapuram East	58	87,000.00	42	105,000.00	107	374,500.00	207	566,500.00
34	Uruthirapuram West	58	87,000.00	34	85,000.00	83	290,500.00	175	462,500.00
35	Sivanagar	84	126,000.00	47	117,500.00	106	371,000.00	237	614,500.00
36	Ottupulam	101	151,500.00	60	150,000.00	148	518,000.00	309	819,500.00
37	Puthumurippu	110	165,000.00	71	177,500.00	176	616,000.00	357	958,500.00
38	Vaddakkachchi	115	172,500.00	61	152,500.00	170	595,000.00	346	920,000.00
39	Civic Centre	61	91,500.00	23	57,500.00	60	210,000.00	144	359,000.00
40	Mayavanoor	133	199,500.00	76	190,000.00	230	805,000.00	439	1,194,500.00
41	Ramanathapuram	162	243,000.00	109	272,500.00	311	1,088,500.00	582	1,604,000.00
42	Mavadiamman	96	144,000.00	58	145,000.00	145	507,500.00	299	796,500.00
<b>Total</b>		<b>3,981</b>	<b>5,971,500.00</b>	<b>2,534</b>	<b>6,335,000.00</b>	<b>6,471</b>	<b>22,648,500.00</b>	<b>12,986</b>	<b>34,955,000.00</b>

Table : 12.4.3

## Issue of Relief Dry Ration by GN Division - 2019

Divisional Secretariat : Poonakari

No.	G.N. Division	Samurdhi							Total Amount
		No. of Families according to Samurdhi Assistance							
		1, 2	Rs.1500.00	3,4	Rs.2500.00	5 and above	Rs.3500.00	Total Number of Families	
1	Nallur	64	96,000.00	54	135,000.00	169	591,500.00	287	822,500.00
2	Alankerny	12	18,000.00	13	32,500.00	16	56,000.00	41	106,500.00
3	Kollakurichchi	36	54,000.00	36	90,000.00	94	329,000.00	166	473,000.00
4	Cheddiyakurichchi	37	55,500.00	20	50,000.00	48	168,000.00	105	273,500.00
5	Gnanimadam	29	43,500.00	13	32,500.00	33	115,500.00	75	191,500.00
6	Madduvinadu East	38	57,000.00	17	42,500.00	41	143,500.00	96	243,000.00
7	Pallikuda	117	175,500.00	100	250,000.00	235	822,500.00	452	1,248,000.00
8	Madduvinadu west	53	79,500.00	27	67,500.00	66	231,000.00	146	378,000.00
9	Paramankirai	32	48,000.00	15	37,500.00	64	224,000.00	111	309,500.00
10	Gowatharimunai	43	64,500.00	18	45,000.00	50	175,000.00	111	284,500.00
11	Jeyapuram North	58	87,000.00	32	80,000.00	67	234,500.00	157	401,500.00

## Issue of Relief Dry Ration by GN Division - 2019

Divisional Secretariat : Poonakari

No.	G.N. Division	Samurdhi							Total Amount
		No.of Families according to Samurdhi Assistance							
		1, 2	Rs.1500.00	3, 4	Rs.2500.00	5 and above	Rs.3500.00	Total Number of Families	
12	Jeyapuram South	55	82,500.00	26	65,000.00	77	269,500.00	158	417,000.00
13	Kariyalainagapaduvan	118	177,000.00	33	82,500.00	141	493,500.00	292	753,000.00
14	Pallavarayankaddu	69	103,500.00	29	72,500.00	107	374,500.00	205	550,500.00
15	Mulankavil	134	201,000.00	78	195,000.00	189	661,500.00	401	1,057,500.00
16	Nachchikuda	93	139,500.00	49	122,500.00	208	728,000.00	350	990,000.00
17	Kiranchi	84	126,000.00	58	145,000.00	154	539,000.00	296	810,000.00
18	Ponnaveli	49	73,500.00	25	62,500.00	125	437,500.00	199	573,500.00
19	Iranaitivu	66	99,000.00	45	112,500.00	155	542,500.00	266	754,000.00
Total		1,187	1,780,500.00	688	1,720,000.00	2,039	7,136,500.00	3,914	10,637,000.00

Table : 12.4.4

### Issue of Relief Dry Ration by GN Division - 2019

Divisional Secretariat:- Pachchilaipalli

No	G.N. Division	Samurdhi							Total Amount
		No. of Families according to Samurdhi Assistance							
		1, 2	Rs.1500.00	3,4	Rs.2500.00	5 and above	Rs.3500.00	Total Number of Families	
1	Kovilivayal	37	55,500.00	25	62,500.00	85	297,500.00	147	415,500.00
2	Iyakkachchi	46	69,000.00	35	87,500.00	53	185,500.00	134	342,000.00
3	Muhavil	46	69,000.00	39	97,500.00	65	227,500.00	150	394,000.00
4	Masar	32	48,000.00	11	27,500.00	32	112,000.00	75	187,500.00
5	Soranpattu	55	82,500.00	33	82,500.00	81	283,500.00	169	448,500.00
6	Tharmakerny	34	51,000.00	22	55,000.00	82	287,000.00	138	393,000.00
7	Pulopallai	50	75,000.00	25	62,500.00	63	220,500.00	138	358,000.00
8	Mullaiyadi	35	52,500.00	21	52,500.00	43	150,500.00	99	255,500.00
9	Thambakamam	58	87,000.00	38	95,000.00	114	399,000.00	210	581,000.00
10	Pallai Town	20	30,000.00	16	40,000.00	24	84,000.00	60	154,000.00

### Issue of Relief Dry Ration by GN Division - 2019

Divisional Secretariat:- Pachchilaipalli

No	G.N. Division	Samurdhi								Total Amount
		No. of Families according to Samurdhi Assistance								
		1, 2	Rs.1500.00	3,4	Rs.2500.00	5 and above	Rs.3500.00	Total Number of Families		
11	Pulopallai West	32	48,000.00	24	60,000.00	39	136,500.00	95	244,500.00	
12	Allippallai	20	30,000.00	12	30,000.00	32	112,000.00	64	172,000.00	
13	Kachchar velli	11	16,500.00	13	32,500.00	28	98,000.00	52	147,000.00	
14	Arasarkerny	32	48,000.00	16	40,000.00	35	122,500.00	83	210,500.00	
15	Iththavil	35	52,500.00	35	87,500.00	76	266,000.00	146	406,000.00	
16	Mukamalai	34	51,000.00	24	60,000.00	51	178,500.00	109	289,500.00	
17	Vempodukerny	15	22,500.00	10	25,000.00	19	66,500.00	44	114,000.00	
18	Kilaly	24	36,000.00	30	75,000.00	66	231,000.00	120	342,000.00	
<b>Total</b>		<b>616</b>	<b>924,000.00</b>	<b>429</b>	<b>1,072,500.00</b>	<b>988</b>	<b>3,458,000.00</b>	<b>2033</b>	<b>5,454,500.00</b>	

Table : 12.5

### Performance of Counselling Intervention - 2019 (Ministry Social Empowerment, Welfare & Kandian Heritage )

Counselling Centers	Counseling session		Awareness program		Workshop	
	Number of clients	Number of session	Number of program	Number of beneficiaries	Number of program	Number of beneficiaries
District Counselling unit	77	115	44	2854	4	212
Karachchi Counselling unit	87	132	29	1627	-	-
Pachchilaipalai Counselling unit	63	77	44	1109	-	-
<b>Total</b>	<b>227</b>	<b>324</b>	<b>117</b>	<b>5590</b>	<b>4</b>	<b>212</b>

Source:- District Counseling Centre

**The school level awareness programs have been conducted for school's students and parents of students. The program is included following subjects**

- i) Developing the learning skills
- ii) Psychosocial problems of students
- iii) Parenting skills
- iv) Leadership Programme
- v) Personal and personality development

**The village level awareness programs also have been conducted to reduce psychosocial problem at village level to village level peoples. The programs are included following subjects.**

- i) Understanding psychosocial problems and issues
- ii) Psychosocial aspect on economic empowerment and income generation
- iii) Psychosocial aspect on Parenting skills
- iv) Prevention of alcohol abuse
- v) Interpersonal relationship
- vi) Family and marital counseling
- vii) Healthy aging
- viii) Suicide prevention

**The workshops have been conducted to government staffs, community level organization. The workshops are included following subjects.**

- i) Interpersonal relationship
- ii) Spiritual communication
- iii) Positive thinking and stress management in working place
- iv) Counseling service



Table: 12.6

**Reported Child Abuses by Type of Abuse in Kilinochchi District - 2019**

No	G.N. Division	Type of Abuse											Total Cases	
		Dropout	Child Labour	Sexual Abuse	Attempt Suicide	Physical Abuse	Psychological	Nutritional Neglected	Education Neglected	Parents Neglected	Missing	Others		
1	Karachchi	0	0	8	3	4	0	0	0	0	0	0	0	13
2	Kandawalai	30	0	6	6	1	0	0	0	0	0	0	0	43
3	Poonakary	4	0	3	0	2	0	0	0	4	0	1	14	
4	Pachchilaipalli	62	0	2	0	1	10	17	11	11	0	0	114	
<b>Total</b>		<b>96</b>	<b>0</b>	<b>19</b>	<b>9</b>	<b>8</b>	<b>10</b>	<b>17</b>	<b>11</b>	<b>15</b>	<b>0</b>	<b>1</b>	<b>184</b>	

Source:- All Divisional Secretariat

Table :12.6.1

**Reported Child Abuses by type of abuse by G.N Division - 2019****Divisional Secretariat-Kandawalai**

No	G.N. Division	Type of Abuse											Total Cases
		Dropout	Child Labour	Sexual Abuse	Attempt Suicide	Physical Abuse	Psychological	Nutritional neglected	Education Neglected	Parents Neglected	Missing	Others	
1	Kumarapuram	2		1									3
2	Paranthan	10		2									12
3	Umaiypuram	3											3
4	Elephantpass	2											2
5	Thaduvankoddi												0
6	Korakankaddu					1							1
7	Uriyan												0
8	Murasumoodai												0
9	Kandawalai												0
10	Periyakulam	2		2									4
11	Kalmadunagar	2			2								4
12	Tharumapuram west	1			1								2
13	Tharumapuram east	2			1								3
14	Puliyampookanai	3			1								4
15	Punnauneravi	2		1	1								4
16	Piramanthanaru	1											1
<b>Total</b>		<b>30</b>	<b>0</b>	<b>6</b>	<b>6</b>	<b>1</b>	<b>0</b>	<b>0</b>	<b>0</b>	<b>0</b>	<b>0</b>	<b>0</b>	<b>43</b>

Table : 12.6.2

**Reported Child Abuses by Type of Abuse by G.N Division - 2019****Divisional Secretariat:-Karachchi**

No	G.N. Division	Type of Abuse									Total Cases	
		Dropout	Child Labour	Sexual Abuse	Attempt Suicide	Physical Abuse	Psychological	Nutritional Neglected	Education Neglected	Parents Neglected		Missing
1	Vannerikulam											0
2	Anaivilunthan			1								0
3	Kannakaipuram											0
4	Skanthapuram			1								0
5	Akkarayankulam					1						1
6	Konavil											0
7	Ponnagar			1								1
8	Bharathipuram			1								1
9	Malayalapuram			1								1
10	Vivekanandanagar											0
11	Krishnapuram											0
12	Uthayanagar East					1						1
13	Uthayanagar West											0
14	Ambalkulam											0
15	Selvanagar											0
16	Ananthapuram											0
17	Thondamanagar											0
18	Kanagambigaikulam											0
19	Ambalnagar											0
20	Thiruvaiaru											0
21	Thiruvaiaru West											0
22	Ratnapuram											0
23	Kilinochchi Town					1						1
24	Maruthanagar				1							1
25	Pannakandy				1							1

### Reported Child Abuses by Type of Abuse by G.N Division - 2019

Divisional Secretariat:-Karachchi

No	G.N. Division	Type of Abuse										Total Cases	
		Dropout	Child Labour	Sexual Abuse	Attempt Suicide	Physical Abuse	Psychological	Nutritional Neglected	Education Neglected	Parents Neglected	Missing		Others
26	Kanakapuram												0
27	Thirunagar South												0
28	Thirunagar North												0
29	Kaneshapuram												0
30	Jeyanthinagar												0
31	Periyaparanthan			1									1
32	Uruthirapuram North												0
33	Uruthirapuram East					1							1
34	Uruthirapuram West												0
35	Sivanagar												0
36	Ottupulam			1									1
37	Puthumurippu			1									1
38	Vaddakkachchi												0
39	Civic Centre												0
40	Mayavanoor				1								1
41	Ramanathapuram												0
42	Mavadiamman												0
Total		0	0	8	3	4	0	0	0	0	0	0	13

Table : 12.6.3

**Reported Child Abuses by Type of Abuse by G.N Division - 2019**

Divisional Secretariat : Poonakary

No	G.N. Division	Type of Abuse										Total Cases	
		Dropout	Child Labour	Sexual Abuse	Attempt Suicide	Physical Abuse	Psychological	Nutritional Neglected	Education Neglected	Parents Neglected	Missing		Others
1	Nallur	1											1
2	Alankerny												0
3	Kollakurichchi												0
4	Cheddiyakurichchi												0
5	Gnanimadam												0
6	Madduvilnadu East												0
7	Pallikuda	2				1						1	4
8	Madduvilnadu West												0
9	Paramankirai			1									1
10	Gowatharimunai												0
11	Jeyapuram North	1											1
12	Jeyapuram South												0
13	Kariyalainagapaaduvan												0
14	Pallavarajankaddu												0
15	Mulankavil												0
16	Nachchikuda												0
17	Kiranchi			1		1				3			5
18	Ponnaveli			1									1
19	Iranaimathanagar									1			1
<b>Total</b>		4	0	3	0	2	0	0	0	4	0	1	14

Table : 12.6.4

**Reported Child Abuses by Type of Abuse by G.N Division- 2019****Divisional Secretariat:- Pachchilaipalli**

No	G.N. Division	Type of Abuse										Total Cases	
		Dropout	Child Labour	Sexual Abuse	Attempt Suicide	Physical Abuse	Psychological	Nutritional Neglected	Education Neglected	Parents Neglected	Missing		Others
1	Kovilivayal	10						3	2				15
2	Iyakkachchi	20						2	2	1			25
3	Mukavil	5				1		3		3			12
4	Masar			1			1						2
5	Soranpattu												0
6	Tharmakerny	1											1
7	Pulopallai	2								3			5
8	Mullaiyadi												0
9	Thambakamam	12					3	3	3	3			24
10	Pallai Town												0
11	Pulopallai West	3											3
12	Allippallai	1					1		1	1			4
13	Kachchar velli	4		1			3	3					11
14	Arasarkerny	1					1						2
15	Iththavil	1					1	3	3				8
16	Mukamalai	1											1
17	Vempodukerny												0
18	Kilaly	1											1
<b>Total</b>		62	0	2	0	1	10	17	11	11	0	0	114

Table : 12.7

**Rehabilitation Authority Progress in Kilinochchi District - 2019**

No	Details	Number of Cases	Amount Paid (Rs Mn)
1	Most Affected Person Payment for Death & Injured	63	3.55
2	General Public Property Compensation	1,596	80.79
3	Government Servant Property Compensation	63	8.75
4	Payment for Religious Places affected by Conflict Situation (Rs 100000.00)	28	4.87
5	Self Employment Loan	32	4.30
6	Socially Re-intercreated - Self Employment Loan	5	1.20
7	Housing Loan	13	2.60
<b>Total</b>		<b>1,800</b>	<b>106.06</b>

Source:- Rehabilitation Unit, District Secretariat, Kilinochchi

Table : 12.8

### Number of Orphans Children by Divisional Secretariat in Kilinochchi District - 2019

No.	Divisional Secretariat	Children lost Father	Children lost Mother	Children lost Parents	Total
1	Karachchi	1134	222	127	1483
2	Kandawalai	232	25	36	293
3	Poonakary	249	41	39	329
4	Pachchilaipalli	162	32	30	224
<b>Total</b>		<b>1777</b>	<b>320</b>	<b>232</b>	<b>2329</b>

Source:- All Divisional Secretariat

Table : 12.8.1

### Number of Orphans Children by G.N. Division - 2019

#### Divisional Secretariat-Kandawalai

No.	G.N. Division	Children lost Father	Children lost Mother	Children lost Parents	Total
1	Kumarapuram	4	1	2	7
2	Paranthan	37	1	3	41
3	Umaiylapuram	20	1	2	23
4	Elephantpass				0
5	Thaduvankoddi			1	1
6	Korakankaddu	1	1	1	3
7	Uriyan	44			44
8	Murasumoodai	11		1	12
9	Kandawalai	11	3		14
10	Periyakulam	5		2	7
11	Kalmadunagar	27	2	3	32
12	Tharumapuram west	5	5	3	13
13	Tharumapuram east	15	1	4	20
14	Puliyampookanai	7	1	3	11
15	Punnauneeravi	40	4	4	48
16	Piramanthararu	5	5	7	17
<b>Total</b>		<b>232</b>	<b>25</b>	<b>36</b>	<b>293</b>

Table : 12.8.2

**Number of Orphans Children by G.N. Division - 2019****Divisional Secretariat:-Karachchi**

No.	G.N. Division	Children lost Father	Children lost Mother	Children lost Parents	Total
1	Vannerikulam	17	7	5	29
2	Anaivilunthan	9	7	4	20
3	Kannakaipuram	12	6	2	20
4	Skanthapuram	20	5	3	28
5	Akkarayankulam	97	21	3	121
6	Konavil	21	11	12	44
7	Ponnagar	32	6	4	42
8	Bharathipuram	36			36
9	Malayalapuram	38	7	2	47
10	Vivekanandanagar	20	5	2	27
11	Krishnapuram	57	10	10	77
12	Uthayanagar East	11	2	4	17
13	Uthayanagar West	15			15
14	Ambalkulam	21	3	2	26
15	Selvanagar	36	7		43
16	Ananthapuram	29	3	2	34
17	Thondamanagar	22			22
18	Kanagambigaikulam	26			26
19	Ambalnagar	69	23	11	103
20	Thiruvaiaru	13	1	2	16
21	Thiruvaiaru West	4	5		9
22	Ratnapuram	34	7	5	46
23	Kilinochchi Town	26	2	8	36
24	Maruthanagar	19	5	3	27
25	Pannakandy	31	3	1	35
26	Kanakapuram	9	7		16
20	Thirunagar South	13	3	4	20
28	Thirunagar North	4		4	8
29	Kaneshapuram	34	7	2	43
30	Jeyanthinagar	70		7	77
31	Periyaparathan	12	8	3	23
32	Uruthirapuram North	32	5	2	39
33	Uruthirapuram East	23	2	2	27
34	Uruthirapuram West	3	2	1	6
35	Sivanagar	33	2	2	37
36	Ottupulam	7	11	2	20
37	Puthumurippu	31			31
38	Vaddakkachchi	34	4	7	45
39	Civic Centre	14			14
40	Mayavanoor	34	8	2	44
41	Ramanathapuram	49	13	4	66
42	Mavadiamman	17	4		21
<b>Total</b>		<b>1134</b>	<b>222</b>	<b>127</b>	<b>1483</b>



Table:12.8.3

### Number of Orphans Children by G.N. Division - 2019

Divisional Secretariat : Poonakary

No.	G.N. Division	Children lost Father	Children lost Mother	Children lost Parents	Total
1	Nallur	24	2	3	29
2	Alankerny	2	1	1	4
3	Kollakurichchi	10	2		12
4	Cheddiyakurichchi	3	8		11
5	Gnanimadam	1	1		2
6	Madduvilnadu East	5	2		7
7	Pallikuda	31	2	5	38
8	Madduvilnadu West	1	2		3
9	Paramankirai	2	2	1	5
10	Gowatharimunai	1	1		2
11	Jeyapuram North	5	1	1	7
12	Jeyapuram South	6	3		9
13	Kariyalainagapaaduvan	28	1	3	32
14	Pallavarajankaddu	2	1	2	5
15	Mulankavil	57	2	4	63
16	Nachchikuda	13	2	4	19
17	Kiranchi	15	3	9	27
18	Ponnaveli	20	3	5	28
19	Iranaimathanagar	23	2	1	26
<b>Total</b>		<b>249</b>	<b>41</b>	<b>39</b>	<b>329</b>

Table : 12.8.4

## Number of Orphans Children by G.N. Division - 2019

**Divisional Secretariat:- Pachchilaipalli**

No.	G.N. Division	Children lost Father	Children lost Mother	Children lost Parents	Total
1	Kovilivayal	19	5	6	30
2	Iyakkachchi	6	1	3	10
3	Mukavil	41	1	1	43
4	Masar	3		5	8
5	Soranpattu	6		1	7
6	Tharmakerny	19	3		22
7	Pulopallai	8	8		16
8	Mullaiyadi	16		2	18
9	Thambakamam	17		4	21
10	Pallai Town	5	5	1	11
11	Pulopallai West	7			7
12	Allippallai	6	1		7
13	Kachchar velli	2			2
14	Arasarkerny	2	4	2	8
15	Iththavil	1	2	1	4
16	Mukamalai	2	2	2	6
17	Vempodukerny				0
18	Kilaly	2		2	4
<b>Total</b>		<b>162</b>	<b>32</b>	<b>30</b>	<b>224</b>

Table :12.9

**Number of Disabled Children by GN Division and Type of Disability in  
Kilinochchi District- 2019**

No.	G.N. Division	Reason for				Person who lost								
		Natural (On Birth)	War	Disaster	Total	One leg	Two legs	One hand	Two hands	One eye	Two eyes	Completely Disable	Other	Total
1	Karachchi	118	33	16	167	4	0	3	0	4	5	112	39	167
2	Kandawalai	21	23	0	44	3	0	0	0	2	0	0	39	44
3	Poonakary	53	19	0	72	7	6	4	9	6	2	0	38	72
4	Pachchilaipalli	16	6	1	23	3	1	0	0	2	1		16	23
<b>Total</b>		<b>208</b>	<b>81</b>	<b>17</b>	<b>306</b>	<b>17</b>	<b>629</b>	<b>7</b>	<b>9</b>	<b>14</b>	<b>8</b>		<b>132</b>	<b>306</b>

Table : 12.9.1

**Number of Disabled Children by GN Division and Type of Disability -  
2019**

Divisional Secretariat-Kandawalai

No.	G.N. Division	Reason for Disable				Person who lost								
		Natural (On Birth)	War	Disaster	Total	One leg	Two legs	One hand	Two hands	One eye	Two eyes	Completely Disable	Other	Total
1	Kumarapuram		1		1								1	1
2	Paranthan	1	1		2								2	2
3	Umaiypuram	2	1		3	1							2	3
4	Elephantpass													0
5	Thaduvankoddi	1			1				1					1
6	Korakankaddu	2	1		3								3	3
7	Uriyan													0
8	Murasumoodai	1			1								1	1
9	Kandawalai	1	1		2								2	2
10	Periyakulam	1			1								1	1
11	Kalmadunagar	3	4		7	1							6	7
12	Tharumapuram west	1	2		3								3	3
13	Tharumapuram east	1	1		2								2	2
14	Puliyampookanai	1	2		3								3	3
15	Punnauneravi	3	4		7				1				6	7
16	Piramanthanaru	3	5		8	1							7	8
<b>Total</b>		<b>21</b>	<b>23</b>	<b>0</b>	<b>44</b>	<b>3</b>	<b>0</b>	<b>0</b>	<b>0</b>	<b>2</b>	<b>0</b>	<b>0</b>	<b>39</b>	<b>44</b>

Table : 12.9.2

### Number of Disabled Children by GN Division and Type of Disability - 2019

Divisional Secretariat:-Karachchi

No.	G.N. Division	Reason for Disable				Person who lost								
		Natural (On Birth)	War	Disaster	Total	One leg	Two legs	One hand	Two hands	One eye	Two eyes	Completely Disable	Other	Total
1	Vannerikulam	4			4							4		4
2	Anaivilunthan	2	1		3							3		3
3	Kannakaipuram	5	2	1	8	1				1		5	1	8
4	Skanthapuram	5		1	6							6		6
5	Akkarayankulam	6	5	2	13					1	1	7	4	13
6	Konavil	5	4	1	10						1	7	2	10
7	Ponnagar	6			6							4	2	6
8	Bharathipuram	2			2							2		2
9	Malayalapuram	1	1	1	3							2	1	3
10	Vivekanandanagar	5			5							4	1	5
11	Krishnapuram	3			3							3		3
12	Uthayanagar East	2			2							2		2
13	Uthayanagar West	5	1	1	7					1		3	3	7
14	Ambalkulam	7	1	2	10							7	3	10
15	Selvanagar	3	3		6	2						2	2	6
16	Ananthapuram	7		1	8							6	2	8
17	Thondamanagar	2			2							2		2
18	Kanagambigaikulam	3			3							3		3
19	Ambalnagar	4	1		5			1				4		5
20	Thiruvaiaru				0			1						1
21	Thiruvaiaru West				0									0

## Number of Disabled Children by GN Division and Type of Disability - 2019

Divisional Secretariat:-Karachchi

No.	G.N. Division	Reason for Disable				Person who lost								
		Natural (On Birth)	War	Disaster	Total	One leg	Two legs	One hand	Two hands	One eye	Two eyes	Completely Disable	Other	Total
22	Ratnapuram	3			3							3		3
23	Kilinochchi Town				0									0
24	Maruthanagar		2		2			1				1		2
25	Pannakandy				0									0
26	Kanakapuram	6			6					2		4		6
27	Thirunagar South				0									0
28	Thirunagar North		1		1							1		1
29	Kaneshapuram				0									0
30	Jeyanthinagar	8	3		11							7	4	11
31	Periyaparanthan	2			2							2		2
32	Uruthirapuram North	1			1							1		1
33	Uruthirapuram East	4			4							3	1	4
34	Uruthirapuram West	1			1							1		1
35	Sivanagar		1	1	2								2	2
36	Ottupulam	2		1	3					1		2		3
37	Puthumurippu	2	1	1	4							2	2	4
38	Vaddakkachchi	2		1	3							3		3
39	Civic Centre	2	1		3							2	1	3
40	Mayavanoor		2	1	3					1			1	2
41	Ramanathapuram	6	2	1	9	1						4	4	9
42	Mavadiamman	2	1		3								3	3
<b>Total</b>		<b>118</b>	<b>33</b>	<b>16</b>	<b>167</b>	<b>4</b>	<b>0</b>	<b>3</b>	<b>0</b>	<b>4</b>	<b>5</b>	<b>112</b>	<b>39</b>	<b>167</b>

Table : 12.9.3

### Number of Disabled Children by GN Division and Type of Disability - 2019

Divisional Secretariat : Poonakari

No.	G.N. Division	Reason for Disable				Person who lost								
		Natural (On Birth)	War	Disaster	Total	One leg	Two legs	One hand	Two hands	One eye	Two eyes	Completely Disable	Other	Total
1	Nallur	2	2		4		1			1	1		1	4
2	Alankerny													0
3	Kollakurichchi	2			2								2	2
4	Cheddiyakurichchi	2	1		3								3	3
5	Gnanimadam	1			1	1								1
6	Madduvilnadu East	2			2								2	2
7	Pallikuda	8	2		10				1	1			8	10
8	Madduvilnadu West													0
9	Paramankirai	1			1								1	1
10	Gowatharimunai													0
11	Jeyapuram North													0
12	Jeyapuram South													0
13	Kariyalainagapaaduvan	3			3	1		1			1		0	3
14	Pallavarajankaddu	2	1		3					1			2	3
15	Mulankavil	8	5		13		2	1	2				8	13
16	Nachchikuda	4	3		7	1	1	1					4	7
17	Kiranchi	8	3		11	2	1		3	1			4	11
18	Ponnaveli	5	2		7	1	1	1	2	1			1	7
19	Iranaimathanagar	5			5	1			1	1			2	5
<b>Total</b>		<b>53</b>	<b>19</b>	<b>0</b>	<b>72</b>	<b>7</b>	<b>6</b>	<b>4</b>	<b>9</b>	<b>6</b>	<b>2</b>	<b>0</b>	<b>38</b>	<b>72</b>

Table: 12.9.4

### Number of Disabled Children by GN Division and Type of Disability - 2019

Divisional Secretariat:- Pachchilaipalli

No.	G.N. Division	Reason for Disable				Person who lost								
		Natural (On Birth)	War	Disaster	Total	One leg	Two legs	One hand	Two hands	One eye	Two eyes	Completely Disable	Other	Total
1	Kovilivayal		1		1								1	1
2	Iyakkachchi	1	1		2	1	1							2
3	Mukavil	2			2								2	2
4	Masar				0									0
5	Soranpattu				0									0
6	Tharmakerny	2			2					1			1	2
7	Pulopallai	1		1	2								2	2
8	Mullaiyadi				0									0
9	Thambakamam	3			3								3	3
10	Pallai Town	1			1								1	1
11	Pulopallai West				0									0
12	Allippallai	2			2						1		1	2
13	Kachchar velli	1			1								1	1
14	Arasarkerny		1		1								1	1
15	Iththavil		3		3	1				1			1	3
16	Mukamalai	2			2								2	2
17	Vempodukerny				0									0
18	Kilaly	1			1	1								1
Total		16	6	1	23	3	1	0	0	2	1	0	16	23

Table : 12.10

**Number of Children Home in Children Home by Divisional Secretariat - 2019**

No	Divisional Secretariat	Name of Children Home	Male	Female	Total	Single Parents	Both Parents	Separate	Poverty	Total	Telephone Number	
1	Karachchi	Karuna Nilayam CH	-	10	10	6	2	2	-	10	0212285836	
		Mahadeva Aachchiramam CH	40	134	174	54	24	76	83	237	0214923118	
		Gandhi Nilayam CH	20	-	20	6	6	4	5	21		
		Holy Family CH	-	19	19	9	3	2	11	25	0212284295	
		Arivuchchola Children Home	88	6	94	25	4	47	14	90	0212283313	
		Arobanam Children Home	23	-	23	14	3	2	3	22	0212285028	
		Triest Children Home	-	-	-	-	-	-	-	-	-	0212060694
		Senjsolai Children Home	30	123	153	107	11	12	15	145	0715354504	
		<b>Total</b>	<b>201</b>	<b>292</b>	<b>493</b>	<b>221</b>	<b>53</b>	<b>145</b>	<b>131</b>	<b>550</b>		

Source:- District Child Unit, District Secretariat, Kilinochchi



Table : 12.11

**Children Details of Kilinochchi District - 2019**

No	Details	Divisional Secretariat				Total Children
		Karachchi	Kandawalai	Poonakari	Pachchilaipalli	
1	No .of Total Children	25203	8061	8856	4129	46249
2	No.of Going Children	21325	4999	5997	2480	34801
3	No.of School	41	24	24	14	103
4	No. of School Droppers	50	7	11	8	76
5	No.of Irregular Attending Students	338	39	17	42	436
6	No. of Both Parent Lost Children	112	36	37	26	211
7	No.of Children who lost Father	1176	356	244	170	1946
8	No.of Children who lost Mother	236	67	39	28	370
9	No.of Separated Children from Father	889	192	140	166	1387
10	No.of Separated Children from Mother	144	25	14	6	189
11	No.of Children Home	7				7
12	No.of Children Living in Children Home	227	71	34	39	371
13	No.of Child Labour	2				2
14	No.of Disable Children	164	44		24	232
15	No.of Special Needs Children	66	43	65	11	185
16	No.of Malnutrition Children	633	353	229	92	1307
17	No .of Children with Medical Needs	164	25	4	11	204
18	No .of Children with Acute Diseases	26	9	13	6	54
19	No .of Children without Birth Certificate	76	101	14	15	206
20	No.of Teenage Pregnancies	20	6	5		31
21	No.of Early MARRIGE	3	7	6		16
22	No.of Pre-School	95	38	55	25	213
23	No.of Pre-School Children	2140	776	913	348	4177
24	No.of Pre-School Teachers	262	101	114	52	529
25	No.of day Care Centre	3			1	4

## Children Details of Kilinochchi District - 2019

No	Details	Divisional Secretariat				Total Children
		Karachchi	Kandawalai	Poonakari	Pachchilaipalli	
26	No.of Childen in day Care Centre	64			20	84
27	No.of Pre-School Providing Nutrition Food By Govt	86	496	220		802
28	No.of Pre-SchoolProviding Nutrition Food By Non Govt	7	225		148	380
29	No.of Pre - School Renovation	3	5	5	5	18
30	No.of Pre - School Kits Issuing at Pre - School	26	5	5	5	41
31	No of Beneficiaries of Prgnant Mother Package	216	335	369	425	1345
32	No.of Children Clubs	42	16	19	18	95
33	No.of Children in Children Clubs	5189	830	1050	875	7944
34	No.of Registered Children Clubs	8	16	19	18	61
35	No.of Unregistered Children Clubs	33				33
36	No.of Children Clubs issued play kits	9	5	19		33
37	No.of Village Child Development Committee	42	15	19	18	94
38	No.of Children with marginal income families	15222	4836	5476	991	26525
39	No of Tution Center	26	12	4	5	47
40	No.of Registered Tution centers	25	6		1	32
41	No.of Non Registered Tution centers	1	6	4	4	15

Souce:- District Child Unit, District Secretriat, Kilinochchi

Table : 12.12

**Details of Probation & Child Care in Kilinochchi District -  
31.12.2019**

Basic Information		Unit	Total Number
State Receiving Home		Nos.	-
Certified School & Remand Home		Nos.	-
Home for Children ( Receiving assistance from departmental maintenance grant)		No of Homes	-
Home for Children ( Receiving assistance from departmental Adhoc grant)		Nos.	-
Day Care Centers ( Receiving assistance from departmental Adhoc grant)		Nos.	4
Beneficiaries under Tsunami Fit Person		Nos.	-
Beneficiaries under Normal Fit Person		Nos.	83
Beneficiaries under UNICEF Fit Person		Nos.	-
Beneficiaries under Twins Assistant		Nos.	6
Beneficiaries under Thripasha issued		No of Bags.	-
Orphans	Both Parents	Nos.	43
	Single Parents	Nos.	279

Souce:- District Child Unit, District Secretriat, Kilinochchi

Table : 12.13

**Basic Details of Probation & Child Care in Kilinochchi District -  
31.12.2019**

Operation Information		Unit	Total Number
Child Abuse	Sexual abuse	Nos.	26
	Physical abuse	Nos.	24
	Mental abuse	Nos.	9
Suicide	Attempt to suicide	Nos.	10
	Committed Suicide	Nos.	2
Neglected		Nos.	11
Conflict with law		Nos.	4
Kidnapping		Nos.	3
Trafficking		Nos.	2
Threatening		Nos.	1
Drop-out from school		Nos.	46
Child labour		Nos.	2
Adoption		Nos.	7
Others		Nos.	1

Source:- District Child Unit, District Secretariat, Kilinochchi

Table : 12.14

**Details of Mine / UXO Casualty Kilinochchi District 2019**

No.	Divisional Secretariat	Injured	Killed	Grand Total
1	Karachchi	-	-	-
2	Kandawalai	-	-	-
3	Poonakary	-	-	-
4	Pachchilaipalli	4		4
<b>Total</b>		4	0	4

Table:12.15

**Number of Mine / UXO Casualty by Year 1993 - 2019**

Year	Number Mine / UXO Casualty
1993	1
1994	1
1997	1
1998	2
1999	4
2000	34
2001	41
2002	15
2003	21
2004	8
2005	7
2006	2
2007	1
2010	12
2011	6
2012	14
2013	4
2014	5
2015	2
2016	4
2017	11
2018	2
2019	4

Table : 12.16

**Number of Mines Cleared by Year and Device Type 2003-2019**

Year	Device Type			
	Anti Personal Land Mines	Anti Tank Land Mines	SAA	UXO
2003	4,418	9	2,640	
2004	7,096	35	2,510	
2005	3,468	1	2,578	
2006	653	-	2,123	
2007	716	-	715	
2009	1,281	-	14,779	
2010	7,899	9	106,678	44,702
2011	16,389	32	43,298	
2012	12,782	67	84,886	
2013	11,876	194	46,820	
2014	9,713	60	4,307	
2015	8,196	26	3,443	
2016	14,956	78	1,677	
2017	4,915	66	1,431	
2018	9,833	52	15,607	2,309
2019	14,776	39	40,960	4,380
<b>Total</b>	<b>128,967</b>	<b>668</b>	<b>374,452</b>	<b>51,391</b>

Source:- District Mine Action Unit, District Secretariat, Kilinochchi

Table : 12.17

**Basic Details of Social Services in Kilinochchi District -31.12.2019**

Basic Information	Total Number
District Office	1
State Elders Home	-
Elders Day Care Centers	-
Home for Disabled (Receiving assistance from Departmental Maintenance Grant)	-
Home for Disabled (Receiving assistance from Departmental Adhoc Grant)	-
Home for Elders (Receiving assistance from Departmental Maintenance Grant)	-
Home for Elders (Receiving assistance from Departmental Adhoc Grant)	-
<b>Equipments to Handicapped</b>	
Tricycle	15
Wheel Chair	36
Arm Clutches	5
Elbow Clutches	10
Ear Phone ( Pocket Tap)	10
Ear Phone ( Digital)	7
Commode Chair	12
Artificial leg or limbs	46
Spectacles	120
Walker	1
White cane	1
Air Matters with pump	1

Basic Information		Total Number
Water matters		2
Walking Stick		1
Beneficiaries Under Social Service – Casual relief		135
Beneficiaries Under Social Service – Self - employment		19
<b>Sick Person Allowance</b>		
T.B		26
Leprosy		7
Kidney		300
Thalassemia		7
Cancer		296
No of disabled persons		3,197
Elders		13,711
No of elders re- united with their families( From State home for elders )		-
Widow	Widow (War)	1,713
	Widow (Natural)	4,455

Source:- Social Service Dept, Kilinochchi



Table : 12.18

### Beneficiaries under Social Service Assistance by Divisional Secretariat - 2019

No	G.N. Division	Public Assistance monthly allowance (PAMA)	TB	Lebrosy	Cancer	Casual Relief	Rehabilitation for PAMA Recipients	Other	Total
1	Karachchi	4,178	12	5	158	28	0	0	4,381
2	Kandawalai	3,086	6	1	67	68	0	0	3,228
3	Poonakary	1,906	4	0	35	4	4	0	1,953
4	Pachchilaipalli	889	18	1	36	2	889	0	1,835
<b>Total</b>		<b>10,059</b>	<b>40</b>	<b>7</b>	<b>296</b>	<b>102</b>	<b>893</b>	<b>0</b>	<b>11,397</b>

Table E : 12.18.1

### Beneficiaries under Social Service Assistance by G.N Division - 2019

Divisional Secretariat-Kandawalai

No	G.N. Division	Public Assistance monthly allowance (PAMA)	TB	Lebrosy	Cancer	Casual Relief	Rehabilitation for PAMA Recipients	Other	Total
1	Kumarapuram	258			3	14			275
2	Paranthan	473	1	1	5	2			482
3	Umaiypuram	65			2	1			68
4	Elephantpass	5			4				9
5	Thaduvankoddi	36	2		1	3			42
6	Korakankaddu	132			8				140
7	Uriyan	202			2	8			212
8	Murasumoodai	68			5	1			74
9	Kandawalai	139			2				141
10	Periyakulam	103			2				105
11	Kalmadunagar	477			8	30			515
12	Tharumapuram west	167	1		2	1			171
13	Tharumapuram east	103			4				107
14	Puliyampookanai	237			5	2			244
15	Punnauneravi	389			11	4			404
16	Piramantharu	232	2		3	2			239
<b>Total</b>		<b>3,086</b>	<b>6</b>	<b>1</b>	<b>67</b>	<b>68</b>	<b>0</b>	<b>0</b>	<b>3,228</b>

Table : 12.18.2

## Beneficiaries under Social Service Assistance by G.N Division - 2019

Divisional Secretariat:-Karachchi

No	G.N. Division	Public Assistance monthly allowance (PAMA)	Rehabilitation for PAMA Recipients							Total
			TB	Lebrosy	Cancer	Casual Relief	Rehabilitation for PAMA Recipients	Other		
1	Vannerikulam	133			2				135	
2	Anaivilunthan	145			4	1			150	
3	Kannakaipuram	76	1		2	2			81	
4	Skanthapuram	131		1	6	1			139	
5	Akkarayankulam	156	1		5	2			164	
6	Konavil	229	1	1	3	1			235	
7	Ponnagar	128			2				130	
8	Parathipuram	128			4				132	
9	Malayalapuram	99			3	2			104	
10	Vivekanandanagar	69			3				72	
11	Krishnapuram	160			2	1			163	
12	Uthayanagar East	116			7				123	
13	Uthayanagar West	94			3				97	
14	Ambalkulam	136			5				141	
15	Selvanagar	141	1		7				149	
16	Ananthapuram	80	1	2	5				88	
17	Thondamanagar	30			1				31	
18	Kanagambigaikulam	63			2				65	
19	Ambalnagar	177			10				187	
20	Thiruvaiaru	43			2				45	
21	Thiruvaiaru West	24			0				24	
22	Ratnapuram	60			4				64	
23	Kilinochchi Town	65			3				68	
24	Maruthanagar	81	1		1				83	
25	Pannakandy	77			2				79	

## Beneficiaries under Social Service Assistance by G.N Division - 2019

Divisional Secretariat:-Karachchi

No	G.N. Division	Public Assistance monthly allowance (PAMA)	TB	Lebrosy	Cancer	Casual Relief	Rehabilitation for PAMA Recipients	Other	Total
26	Kanakapuram	31			2				33
27	Thirunagar South	53			3				56
28	Thirunagar North	90			1				91
29	Kaneshapuram	30	1		0				31
30	Jeyanthinagar	116			5				121
31	Periyaparathan	92			1				93
32	Uruthirapuram North	107			8	5			120
33	Uruthirapuram East	91	1		4				96
34	Uruthirapuram West	62			6				68
35	Sivanagar	99			2				101
36	Ottupulam	89			3				92
37	Puthumurippu	108			6				114
38	Vaddakkachchi	96	1		12	2			111
39	Civic Centre	42			4				46
40	Mayavanoor	176			3	4			183
41	Ramanathapuram	170	1	1	9	6			187
42	Mavadiamman	85	2		1	1			89
<b>Total</b>		<b>4,178</b>	<b>12</b>	<b>5</b>	<b>158</b>	<b>28</b>	<b>0</b>	<b>0</b>	<b>4,381</b>

Table :12.18.3

## Beneficiaries under Social Service Assistance by G.N Division - 2019

**Divisional Secretariat : Poonakary**

No	G.N. Division	Public Assistance monthly allowance (PAMA)	TB	Lebrosy	Cancer	Casual Relief	Rehabilitation for PAMA Recipients	Other	Total
1	Nallur	180			1				181
2	Alankerny	22							22
3	Kollakurichchi	78							78
4	Cheddiyakurichchi	55							55
5	Gnanimadam	41			2				43
6	Madduvilnadu East	37	1		1				39
7	Pallikuda	231			1	2	2		236
8	Madduvilnadu west	78			1				79
9	Paramankirai	66			2				68
10	Gowatharimunai	49			2	1	1		53
11	Jeyapuram North	93	1		1				95
12	Jeyapuram South	60			1				61
13	Kariyalainagapaduvan	143			3				146
14	Pallavarayankaddu	98			3				101
15	Mulankavil	166			9	1	1		177
16	Nachchikuda	142	1		2				145
17	Kiranchi	118	1		2				121
18	Ponnaveli	127			3				130
19	Iranaitivu	122			1				123
<b>Total</b>		1,906	4	0	35	4	4	0	1,953

Table : 12.18.4

### Beneficiaries under Social Service Assistance by G.N Division - 2019

Divisional Secretariat:- Pachchilaipalli

No	G.N. Division	Public Assistance monthly allowance (PAMA)	TB	Lebrosy	Cancer	Casual Relief	Rehabilitation for PAMA Recipients	Other	Total
1	Kovilivayal	62	1		4		62		129
2	Iyakkachchi	48					48		96
3	Mukavil	69	1		1		69		140
4	Masar	35	1		3		35		74
5	Soranpattu	46			4		46		96
6	Tharmakerny	34			5		34		73
7	Pulopallai	65	12		2		65		144
8	Mullaiyadi	51					51		102
9	Thambakamam	113			3	2	113		231
10	Pallai Town	26			2		26		54
11	Pulopallai West	36					36		72
12	Allippallai	27			1		27		55
13	Kachchar velli	14	1		0		14		29
14	Arasarkerny	48			2		48		98
15	Iththavil	73	1		2		73		149
16	Mukamalai	54	1		5		54		114
17	Vempodukerny	20			1		20		41
18	Kilaly	68		1	1		68		138
<b>Total</b>		<b>889</b>	<b>18</b>	<b>1</b>	<b>36</b>	<b>2</b>	<b>889</b>	<b>0</b>	<b>1,835</b>

Table : 12.19

**Number of Mentally Affected Over 18 Age Person, Children and Child Labour by G.N Division - 2019**

No.	G.N. Division	Mentally affected Children		Child Labourers	
		Male	Female	Male	Female
1	Karachchi	51	34	0	0
2	Kandawalai	8	9	0	0
3	Poonagari	1	5	0	0
4	Pachchilaipalli	2	5	-	-
Total		62	53	0	0

Table : 12.19.1

**Number of Mentally Affected Over 18 Age Person, Children and Child Labour by G.N Division - 2019**

**Divisional Secretariat-Kandawalai**

No.	G.N. Division	Mentally affected Children		Child Labourers	
		Male	Female	Male	Female
1	Kumarapuram		1		
2	Paranthan	1			
3	Umaiyalpuram				
4	Elephantpass				
5	Thaduvankoddy	1			
6	Korakkankaddu				
7	Uriyan				
8	Murasumoddoi				
9	Kandawalai				
10	Periyakulam	2			
11	Kalmanunagar		1		
12	Tharmapuram West	1			
13	Tharmapuram East	1	1		
14	Puliyampokkanai				
15	Punnaineeravi	2	6		
16	Piramantharu				
Total		8	9	-	-

Table : 12.19.2

### Number of Mentally Affected Over 18 Age Person, Children and Child Labour by G.N Division - 2019

#### Divisional Secretariat:-Karachchi

No.	G.N. Division	Mentally affected Children		Child Labourers	
		Male	Female	Male	Female
1	Vannerikulam				
2	Anaivilunthan	1	2		
3	Kannakaipuram	1	1		
4	Skanthapuram	6	3		
5	Akkarayankulam	3	2		
6	Konavil	2	2		
7	Ponnagar	3	1		
8	Parathipuram	2	1		
9	Malayalapuram	1	1		
10	Vivekanandanagar				
11	Krishnapuram	4	2		
12	Uthayanagar East	1			
13	Uthayanagar West				
14	Ambalkulam	4	3		
15	Selvanagar				
16	Ananthapuram	1			
17	Thondamanagar	1	1		
18	Kanagambigaikulam				
19	Ambalnagar	2	3		
20	Thiruvaiaru				
21	Thiruvaiaru West				
22	Ratnapuram	3	1		
23	Kilinochchi Town				
24	Maruthanagar				
25	Pannakandy				

## Number of Mentally Affected Over 18 Age Person, Children and Child Labour by G.N Division - 2019

### Divisional Secretariat:-Karachchi

No.	G.N. Division	Mentally affected Children		Child Labourers	
		Male	Female	Male	Female
26	Kanakapuram	1			
27	Thirunagar South				
28	Thirunagar North	1			
29	Kaneshapuram				
30	Jeyanthinagar	3	1		
31	Periyaparanthan	1	1		
32	Uruthirapuram North				
33	Uruthirapuram East	1	1		
34	Uruthirapuram West	1			
35	Sivanagar	2	1		
36	Ottupulam	1	2		
37	Puthumurippu	1	1		
38	Vaddakkachchi	1	1		
39	Civic Centre	1	1		
40	Mayavanoor				
41	Ramanathapuram	1	2		
42	Mavadiamman	1			
<b>Total</b>		<b>51</b>	<b>34</b>	<b>0</b>	<b>0</b>



Table: 12.19.3

### Number of Mentally Affected Over 18 Age Person, Children and Child Labour by G.N Division - 2019

**Divisional Secretariat : Poonakary**

No.	G.N. Division	Mentally Affected Children		Child Labourers	
		Male	Female	Male	Female
1	Nallur				
2	Alankerny				
3	Kollakurichchi				
4	Cheddiyakurichchi		2		
5	Gnanimadam		1		
6	Madduvilnadu East				
7	Pallikuda				
8	Madduvilnadu west				
9	Paramankirai				
10	Gowatharimunai				
11	Jeyapuram North		1		
12	Jeyapuram South				
13	Kariyalainagapaduvan				
14	Pallavarayankaddu	1			
15	Mulankavil				
16	Nachchikuda		1		
17	Kiranchi				
18	Ponnaveli				
19	Iranaitivu				
<b>Total</b>		<b>1</b>	<b>5</b>	<b>0</b>	<b>0</b>

Table : 12.19.4

**Number of Mentally Affected Over 18 Age Person, Children and Child Labour by G.N Division - 2019**

**Divisional Secretariat:- Pachchilaipalli**

No.	G.N. Division	Mentally affected Children		Child Labourers	
		Male	Female	Male	Female
1	Kovilivayal		1		0
2	Iyakkachchi				0
3	Mukavil		1		0
4	Masar				0
5	Soranpattu				0
6	Tharmakerny	1	1		0
7	Pulopallai				0
8	Mullaiyadi				0
9	Thambakamam	1	1		0
10	Pallai Town		1		0
11	Pulopallai West				0
12	Allippallai				0
13	Kachchar velli				0
14	Arasarkerny				0
15	Iththavil				0
16	Mukamalai				0
17	Vempodukerny				0
18	Kilaly				0
<b>Total</b>		<b>2</b>	<b>5</b>	<b>0</b>	<b>0</b>

Table :12.20

### Summary Report on Disaster kilinochchi District - 2019

#### Nature of the Disaster :- Floods

No	Divisional Secretariat	No . Affected		No.of Deaths	No . of Persons Injured	Missing	House Damaged		No . of Camps	In Camps	
		Families	Members				Completely	Partially		No.of Families	No.of Members
1	Karachchi	4,259	13,754	1	1	-	4	118	11	578	1,928
2	Kandawalai	4,045	13,121	-	-	-	2	17	18	1,905	6,059
3	Poonakary	336	972	-	-	-	-	2	1	38	112
4	Pachchilaipalli	319	917	-	-	-	-	-	1	1	5
<b>Total</b>		<b>8,959</b>	<b>28,764</b>	<b>1</b>	<b>1</b>	<b>-</b>	<b>6</b>	<b>137</b>	<b>31</b>	<b>2,522</b>	<b>8,104</b>

Table : 12.21

### Drought Affected People in Kilinochchi District - 2019

No	Divisional Secretariat	No.of Families	No. of Members
1	Karachchi	4,637	16,494
2	Kandawalai	846	3,412
3	Poonakary	4,458	15,498
4	Pachchilaipalli	2,723	8,465
<b>Total</b>		<b>12,664</b>	<b>43,869</b>

Source:- Disaster Relief Service Centre, District Secretariat, Kilinochchi





# Chapter XIII



Table : 13.1

## Summary of Development Projects – Kilinochchi District 2019

S.No	Sector / Projects	No.of Projects	Allocation (Mn)
1	Ministry of National Policies, Economic Affairs, Resettlement and Rehabilitation, Northern Province Development, Vocational Training & Skill Development and Youth Affairs,	593	2197.88
2	Ministry of Fisheries	3	6.00
3	Ministry of Home Affairs	8	45.00
4	Ministry of National Integration , Reconciliation & Official Language	36	70.05
5	Ministry of Disaster Management	4	39.66
6	Ministry of Sports	4	4.00
8	Ministry of Commerce & Industry	37	35.00
9	President Secretariat	4	31.48
10	Department of Samurdhi	11	9.40
11	Provincial Fund	125	356.59
12	National Housing Development Authority	5	2416.50
<b>Total</b>		<b>830</b>	<b>5211.56</b>

Table :- 13.2

**Summary of the Progress Report Implemented by National Level, District & Divisional & Other NGO in  
Kilinochchi District in 2019**

S.No	Type of NGO	No of NGOO	No of Projects	Total Allocation (Rs in Mn)	Total Expenditure (Rs in Mn)	No of Beneficiaries
1	International & National Level	25	183	1593.00	1536.00	31,564
2	Any Other Organization	9	9	20.00	-	-
<b>Total</b>		<b>34</b>	<b>192</b>	<b>1,613.00</b>	<b>1,536.00</b>	<b>31,564</b>

Source:- District Planning Secretariat



Table : 13.3

**Samurdhi Programme - 2019**

No	Discription of Work	No .of Beneficiaries	Expenditure (Rs Mn)	Total (Rs MN)
<b>Development Activities</b>				
1	Livelihood project	0	0.00	0.00
2	Marketing	8	0.20	0.20
3	Model village	51	2.00	2.00
4	Housing Lottary	48	9.60	9.60
5	Thiriyapiyasa Housing Scheme	0	0.00	0.00
6	Special Project	57	1.00	1.00
7	Housing Lottery	48	9.60	9.60
8	Infrasture	0	0.00	0.00
<b>Stame Distribution ,Social Security Benefit</b>				
1	Birth	231	1.73	1.73
2	Twins Birth	20	0.10	0.10
3	Wedding	350	2.62	2.62
4	Illness (250/= more then 5 days-30 Days Minimum)	864	1.92	1.92
5	Death	254	3.81	3.81
6	Siphthora	6652	9.97	9.97
7	Commission - 3%		0.76	0.76
<b>Samurdhi Bank Activities / Saving, Issue of Loan</b>				
1	Self Employment	4809	138.00	138.00
2	Livelihood Reinvpvied	757	32.00	32.00
3	Livelihood Development	14525	980.00	980.00
4	Rataviruwo	3	1.00	1.00
5	Shakana Aruna	0	0.00	0.00
6	Ririya Sawiya	23	1.40	1.40
7	Consumption	1414	17.00	17.00
8	Distress	1824	18.00	18.00
9	Danasawiya	1670	24.00	24.00
10	Danabimani	303	73.00	73.00
11	Staff consumption	19	2.00	2.00

Table : 13.4

**Provincial Specific Development Grant (PSDG) in  
Kilinochchi District 2019**

S.No	Name of Department.	No.of Projects	Allocation Rs.in Mn	Expenditure Rs.in Mn
1	Housing	3	2.70	1.90
2	Local Authority Roads	22	66.26	46.11
3	Rural Development	1	1.70	1.70
4	Provincial Roads	6	61.67	19.19
5	Land Administration	8	0.90	0.79
6	Agriculture	31	36.45	15.79
7	Livestock	17	9.83	5.47
8	Irrigation	5	19.02	15.94
9	Inland Fisheries	5	5.53	1.26
10	Education	7	64.43	22.77
11	Health	8	65.37	43.89
12	Indigenous Medicine	1	7.37	5.20
13	Probation & Childcare Services	1	8.19	4.10
14	Small Industries	1	1.17	0.36
15	Social Services	9	6.00	2.49
<b>Total</b>		<b>125</b>	<b>356.59</b>	<b>186.96</b>

Source -Provincial Planning Secretariat, Northern Province



# Chapter XIV



Table : 14.1

**Sports Clubs in Kilinochchi District - 2019**

DS DIVISION	No.of Sports Clups	Total Membership		
		Male	Female	Total
Karachchi	40	1745	512	2257
Kandawalai	16	600	279	879
Poonakary	28	1534	616	2150
Pachchilaipalli	20	751	364	1118
<b>Total</b>	<b>104</b>	<b>4630</b>	<b>1771</b>	<b>6404</b>

Source: District Sports Officer, Kachcheri,

Table : 14.2

**Details of Sports Clubs in Kilinochchi District - 2019**

Table : 14.2.1

Divisional Secretariat : Kandawalai

No	DS Division	Name of Sports Club	Location	Total Membership		
				Male	Female	Total
1	Kandawalai	Youth Circle S.C	Paranthan	60	25	85
2		Murasoli S.C	Murasumoddai	45	15	60
3		Paranthan Center S.C	Paranthan	50	20	70
4		Elantharakai S.C	Thaarapuram	40	30	70
5		Roopan S.C	Kandawali	35	10	45
6		St.Antonys S.C	Kalmadu Nagar	35	25	60
7		Kalmadu S.C	Kalmadu Nagar	30	18	48
8		Puthiya Sooriyan S.C	Piramanthan Aaru	35	15	50
9		Royal S.C	Punnaineeravi	30	10	40
10		Vinayakar S.C	Punnaineeravi	35	17	52
11		Gaanthigi S.C	Thadduvan Koddi	35	12	47
12		Elanthalir S.C	Periyakulam	35	18	53
13		Vilaipoomi S.C	Korakkan Kaddu	35	15	50
14		Valluvan S.C	Puliyam Pokkanai	30	16	46
15		Ampikai S.C	Punnaineeravi	40	18	58
16		Kadal Meen S.C	Kallaaru	30	15	45
<b>Total</b>				<b>600</b>	<b>279</b>	<b>879</b>

Source: District Sports Officer, Kachcheri, Kilinochchi

Table :- 14.2.2

## Details of Sports Clubs in Kilinochchi District - 2019

Divisional Secretariat : Karachchi

No	DS Division	Name of Sports Club	Location	Total Membership		
				Male	Female	Total
1	Karachchi	Vanatharakai S.C	Kovilvayal	27	11	38
2		Putiyaparathi S.C	Malayalapuram	53	9	62
3		Vannoli S.C	Vannerikkulam	25	10	35
4		Thooyathamil S.C	Kanakampikaikkulam	30	-	30
5		Uruththirapuram S.C	Uruththirapuram West	65	15	80
6		Vipulanantha S.C	Kirusnapuram	25	15	40
7		Skantha S.C	Skanthapuram	37	-	37
8		Olinila S.C	Kanthikkiramam	30	-	30
9		kalaimakal S.C	Santhapuram	35	20	55
10		Newstar S.C	Uthayanagar East	25	-	25
11		Thiruvaiyaru Central S.	Thiruvaiyaru	58	20	78
12		Uthayanila S.C	Uthayanagar West	30	-	30
13		Puthiya Oli S.C	Ponnakar	20	10	30
14		Ilanthalir S.C	Vaddakkachchi	35	20	55
15		Kathiravan S.C	Uttupulam	63	-	63
16		Mahatheepam S.C	Kili Town	69	15	84
17		Maththiya theerar S.C	Ananthapuram	50	20	70
18		Lucky Star S.C	Civic Center	50	15	65
19		Painthamil S.C	Anaivilunthan Kulam	30	-	30
20		Ulavar Ontriyam S.C	Uruththirapuram North	20	30	50
21		Gnanothaya S.C	Akkarayankulam	27	15	42
22		Kanakapuram S.C	Kanakapuram	55	20	75
23		Elanthenral S.C	Ampalkulam	139	25	164
24		Sudaroli S.C	Pannankandi	30	-	30
25		Vinayakar S.C	Akkarayankulam	45	15	60
26		Kirushnaparathi S.C	Vivekananthanagar	30	-	30
27		Uthayatharakai S.C	Maruthanagar	50	20	70
28		Senthanal S.C	Selvanagar	45	-	45
29		Athavan S.C	Barathipuram	45	-	45
30		Chandrothaya S.C	Uruththirapuram	60	25	85
31		Thirunakar S.C	Thirunagar	40	12	52
32		Uthayasooriyan S.C	Puthumurippu	65	27	92
33		Kurinchi S.C	Mavadiamman	30	15	45
34		Young Star S.C	Konavil	53	18	71
35		Jeyanthinakar S.C	Jeyanthinagar	40	15	55
36		Star Eagle S.C	Ananthapuram	35	-	35
37		Vidivelli S.C	Kirusnapuram	22	12	34
38		Mahadeva S.C	Jeyanthinagar	30	54	84
39		Alakapuri S.C	Ramanathapuram	64	9	73
40		Vinayakar S.C	Raththinapuram	63	20	83
<b>Total</b>				<b>1745</b>	<b>512</b>	<b>2257</b>

Source: District Sports Officer, Kachcheri, Kilinochchi

Table :- 14.2.3

## Details of Sports Clubs in Kilinochchi District - 2019

Divisional Secretariat : Poonakary

No	DS Division	Name of Sports Club	Location	Total Membership		
				Male	Female	Total
1	Poonakary	St.Marys S.C	Nachchikkuda	110	89	199
2		Everedy S.C	Nallur	42	20	62
3		Annah S.C	Thambirai	74	22	96
4		Jolly Boy S.C	Pallikkuda	55	25	80
5		St.Marys S.C	Iranaimathanagar	54	25	79
6		Sentharakai S.C	Kiranchi	35	20	55
7		Vinayakar S.C	Mulankavil	75	20	95
8		Jegameedpar S.C	Valaippadu	52	25	77
9		Iyanar S.C	Pallikkuda	28	12	40
10		Central Friends S.C	Madduvilnadu West	45	20	65
11		Friends S.C	Jeyapuram	67	20	87
12		Kalaimakal S.C	Ponnavely	35	10	45
13		Jinna S.C	Nachchikkuda	214	-	214
14		St.James S.C	Nachchikkuda	30	20	50
15		St.Antonys S.c	Kariyalaingapaduvan	45	18	63
16		Anpu Ikkiam S.C	Mulankavil	27	20	47
17		Sevvanam S.C	Nallur	27	15	42
18		Pallavan S.C	Nagapaduvan	55	28	83
19		Mesiya S.C	Ponnavely	75	30	105
20		Elanthirai S.C	Pallikuda	47	23	70
21		Elanthirai	opallikuda	47	23	70
22		Sebastian S.C	Sebestriyanpuram	45	17	62
23		Uthaya Sentharakai S	Kiranchi	47	8	55
24		Thendral S.C	Gowtharimunai	18	12	30
25		Kalaiyoli S.C	Pallikuda	30	15	45
26		Srimurukan S.C	Pallavarayankaddu	80	40	120
27		Senkathir S.C	Cheddiyakurichchi	35	21	56
28		Pallavarayan S.C	Pallavarayankaddu	40	18	58
<b>Total</b>				<b>1534</b>	<b>616</b>	<b>2150</b>

Table :- 14.2.4

## Details of Sports Clubs in Kilinochchi District - 2019

Divisional Secretariat : Pachchilaipalli

No	DS Division	Name of Sports Club	Location	Total Membership		
				Male	Female	Total
1	Pachchilaipalli	Iynkaran S.C	Kovilvayal	52	12	64
2		Athavan S.C	Iyakkachchi	31	25	56
3		Vanavil S.C	Mugavil	49	10	59
4		Valarmathi S.c	Mashar	43	11	54
5		Parasakthi S.c	Soranpattu	31	15	49
6		Poothavarayar S.C	Tharmakerny	32	24	56
7		Athisayam S.C	Pulopalai	50	40	90
8		Vinayakar S.C	Mullaiyadi	23	21	44
9		Thurka S.C	Thampakamam	40	15	55
10		Sripathi S.C	Pallain Town	40	11	51
11		St.Marys S.C	Pullopalai	31	20	51
12		Salai S.C	Allipalai	40	20	60
13		St.Peters S.C	Pullopalai East	50	54	104
14		New Elanthendral S.C	Mugamalai	42	7	49
15		Ilanthendral S.C	Kilaly	21	12	33
16		Kennedy S.C	Itthavil	50	20	70
17		Hindu youth S.C	Thampakamam	29	8	37
18		Pirathapan S.C	Pulopalai West	49	10	59
19		New Ilanthalir S.C	Arsar Kerny	30	15	45
20		Vidivelli S.C	Kachchaiveli	18	14	32
<b>Total</b>				<b>751</b>	<b>364</b>	<b>1118</b>

Source: District Sports Officer, Kilinochchi







Table : 15.1

## Details of Banks in Kilinochchi District - 2019

S.No	Name of Bank	No. of Branches	No of ATMs	No of School Saving Units	No of Account Holders					
					Saving A/C	Amount 000.00	Current A/C	Amount 000.00	Fixed Deposit	Amount 000.00
1	Bank of Ceylon	7	8	5	114,098	2,385,287.00	1,094	281,278.00	5,518	3,286,730.00
2	People Bank	4	5	4	114,054	2,155,887.00	839	207,186.00	4,189	2,128,396.00
3	DFCC Bank	1	1	-	327	704,448.00	81	3,055.00	197	369,411.00
4	Commercial Bank	2	6	-	23,245	713,864.00	260	40,556.00	1,889	1,567,601.00
5	Hatton National Bank	2	7	-	16,652	628,563.00	222	35,926.00	762	787,395.00
6	Naional Development Bank	-	1	-	-	-	-	-	-	-
7	Pan Asia Bank	1	1	-	3,006	41,431.00	60	1,520.00	303	207,302.00
8	Sampath Bank	1	1	-	12,966	160,974.00	212	29,185.00	288	279,541.00
9	Seylan Bank	1	1	-	6,233	121,302.00	164	11,215.00	243	223,645.00
10	Naional Saving Bank	1	1	-	50,442	511,890.00	-	-	6,419	2,416,581.00
11	Sanasa Devt Bank	1	0	-	7,749	107,766.00	-	-	157	109,780.00
12	Preeshiya Sanwardana Bank	1	1	-	52,063	227,244.00	-	-	1,289	223,510.00
13	Samurthi Bank	7	-	-	119,579	-	-	-	-	-
<b>Total</b>		<b>29</b>	<b>33</b>	<b>9</b>	<b>520,414</b>	<b>7,758,656</b>	<b>2,932</b>	<b>609,921.00</b>	<b>21,254</b>	<b>11,599,892.00</b>

Table : 15.2

### Details of Financial organization in Kilinochchi District - 2019

S.No	Name of Financial Organization	No.of Branches
1	Alliance Fiance Company PLC	1
2	Asia Asset Finance PLC	1
3	Central Finance	1
4	Commercial Leasing and Finance	1
5	LB Finance	1
6	LOLC Deevlopment Finance	1
7	Mechant Bank of Sri Lanka & Finance PLC	1
8	People Leasing Finance	1
9	Trade Finance & Investments PLC	1
<b>Total</b>		<b>9</b>

Source:- Regional Office , Central Bank, Kilinochchi

Table : 15.3

### Post Office and Sub Offices in Kilinochchi District - 2019

Name of Post Offices & Sub Post Offices	Grade	Controlling Offices	Delivery Facilities	Telephone Number	G.N Division	Divl. Secretariat
<b>Kilinochchi Post Office</b>	Supra		yes	021 2283950/ 024 3245650	Kilinochchi Town	Karachchi
Akkaryankulam SPO	SPO	Kilinochchi	yes		Akkaryan	Karachchi
Ambalanagar SPO	SPO	Kilinochchi	No		Ambalanagar	Karachchi
Kalmadunagar SPO	SPO	Kilinochchi	No		Kalmadunagar	Kandawalai
Karadipokku SPO	SPO	Kilinochchi	No		Kilinochchi Town, Paravippachchan	Karachchi
Konavil SPO	SPO	Kilinochchi	yes		Konavil	Karachchi
Ramanathapuram SPO	SPO	Kilinochchi	yes		Ramanathapuram	Karachchi
Skandapuram SPO	SPO	Kilinochchi	yes		Skandapuram	Karachchi
Thirunagar SPO	SPO	Kilinochchi	No		Thirunagar	Karachchi
Thiruvaiyaru SPO	SPO	Kilinochchi	No		Thiruvaiyaru	Karachchi
Vaddakachchi SPO	SPO	Kilinochchi	yes		Civich centre	Karachchi
Vannerikkulam SPO	SPO	Kilinochchi	yes		Vannerikkulam	Karachchi

### Post Office and Sub Offices in Kilinochchi District - 2019

Name of Post Offices & Sub Post Offices	Grade	Controlling Offices	Delivery Facilities	Telephone Number	G.N Division	Divl. Secretariat
<b>Pallai Post Office</b>	PO	Class 1	yes	0212050050	Pallai town	Pachchilaipalli
Aliyawalai SPO	SPO	Pallai	No		Aliyawalai	Vadamarachchi East
Chempiyanpattu SPO	SPO	Pallai	No		Chempiyanpattu North	Vadamarachchi East
Chundukulam SPO	SPO	Pallai	No		Chundukulam	Vadamarachchi East
Elephant-Pass SPO	SPO	Pallai	No		Elephant-Pass	Kandawalai
Eluthumadduval SPO	SPO	Pallai	yes		Kodikamam	Thenmarachchi
Iyakachchi SPO	SPO	Pallai	yes		Iyakachchi	Pachchilaipalli
Kilaly SPO	SPO	Pallai	No		Kilaly	Pachchilaipalli
Muhamalai SPO	SPO	Pallai	No		Muhamalai	Pachchilaipalli
Mulliyian SPO	SPO	Pallai	yes		Mulliyian	Vadamarachchi East
Soranpattu SPO	SPO	Pallai	No		Soranpattu	Pachchilaipalli
Thalayadi SPO	SPO	Pallai	yes		Maruthankerny	Vadamarachchi East

### Post Office and Sub Offices in Kilinochchi District - 2019

Name of Post Offices & Sub Post Offices	Grade	Controlling Offices	Delivery Facilities	Telephone Number	G.N Division	Divl. Secretariat
<b>Paranthan Post Office</b>	PO	Class 1	yes	0212280050	Paranthan	Kandawalai
Kandawalai SPO	SPO	Paranthan	yes		Kandawalai	Kandawalai
Kunchuparanthan SPO	SPO	Paranthan	No		Uruthirapuram North	Karachchi
Murasumoddai SPO	SPO	Paranthan	yes	0245676640	Murasumoddai	Kandawalai
Puliyampokkanai SPO	SPO	Paranthan	yes		Puliyampokkanai	Kandawalai
Sivanagar SPO	SPO	Paranthan	No		Sivanagar	Karachchi
Tharmapuram SPO	SPO	Paranthan	yes	0245676641	Tharmapuram	Kandawalai
Uruthirapuram SPO	SPO	Paranthan	yes	0245676642	Uruthirapuram	Karachchi
<b>Poonakary Post Office</b>	PO	Class 1	yes	0212060809 024 3245657	Madduvilnadu East, Poonakary	Poonakary
Cheddiyarkurichchi SPO	SPO	Poonagari	No		Cheddiyarkurichchi	Poonakary
Iranaitivu SPO	SPO	Poonagari	yes		Iranaitivu S	Poonakary
Kavutharimunai SPO	SPO	Poonagari	yes		Kavutharimunai	Poonakary
Pallavarayankaddu SPO	SPO	Poonagari	yes		Jeyapuram	Poonakary
Punakari Nallur SPO	SPO	Poonagari	yes		Nallur	Poonakary
Sivapuram SPO	SPO	Poonagari	yes		Kiranchi	Poonakary
Veravil SPO	SPO	Poonagari	yes		Ponnaveli	Poonakary
Vinayagapuram SPO	SPO	Poonagari	yes		Mulankavil	Poonakary

Source: Divisional Superintendent, Post Office, Kilinochchi.

Table : 15.4

### Kilinochchi Postal Division Cadre Strength - 2019

Office	UPS BIA	UPS BIB	MSO	Postman	KKS	Runner	M/Porter	Lab/Clr	San/Lab
<b>Kilinochchi</b> -Approved	1	9	1	34	2	5	1	1	1
Available	1	6	1	34	2	5	1	1	1
Vacant	-	3	-	-	-	-	-	-	-
<b>Pallai</b> - Approved	1	2	-	24	1	5	-	-	-
Available	-	2	-	24	1	5	-	-	-
Vacant	1	-	-	-	-	-	-	-	-
<b>Paranthan</b> -Approved	1	3	-	18	1	2	-	-	-
Available	-	2	-	18	1	2	-	-	-
Vacant	1	1	-	-	-	-	-	-	-
<b>Poonakary</b> -Approved	1	2	-	16	1	2	-	-	-
Available	-	2	-	16	1	2	-	-	-
Vacant	1	-	-	-	-	-	-	-	-

Source: Divisional Superintendent, Post Office, Kilinochchi .



Table : 15.5

**Rural Development Societies in Kilinochchi District - 2019**

D.S DIVISION	NO.of RDS	NO.OF MEMBERS	NO.OF WRDS	NO.of MEMBERS	Federation of RDS & WRDS	No.of Members	Kilinochchi District WRDS Society Federation	No.of Members
Karachchi	80	12845	75	9680	1	250		
Kandawalai	30	5303	30	5916		120	1	180
Poonakary	40	1380	41	950	1	400		
Pachchilaipalli	25	850	22	660	1	224		
<b>TOTAL</b>	<b>175</b>	<b>20378</b>	<b>168</b>	<b>17206</b>	<b>3</b>	<b>994</b>	<b>1</b>	<b>180</b>

Statistical Hand Book - 2020

Table : 15.6

**Rural Development , Women Development Training Centres - 2019**

D.S DIVISION	CENTRE	NO.OF STUDENTS
Karachchi(NVQ Center)	Vaddakachchi	22
Kandawalai	Pramanthanaru	11
Poonakary	Old D.S Office	16
Pachchilaipalli	D.S Office	17
<b>Total</b>	<b>0</b>	<b>66</b>

Source: District Officer Rural Development, Kachcheri, Kilinochchi

329

Kilinochchi District

Table : 15.7

**National Youth Services Council Kilinochchi District - 2019**

Code No	Activities for the year	Allocation for the year in Rs.
1	Programme	962,100.00
2	Sports & Award Competition - 04 Divisions & District	306,000.00
3	Vocational Training	519,000.00
4	NYSO - (Self Employment Loan)	-
5	Poonakari Agriculture Farm Development & Agriculture Field Assistant Training Course	6,484,112.00
6	Others	1,453,000.00

Source : District Youth Service Office, Kilinochchi

Table : 15.8

**Youth Clubs In Kilinochchi District - 2019**

S.No	DS Division	No of Youth clubs	Members
1	Karachchi	46	1194
2	Kandawalai	20	1288
3	Poonakary	23	669
4	Pachchilaipalli	21	408
<b>Total</b>		<b>110</b>	<b>3559</b>

Source : District Youth Service Office, Kilinochchi

Table : 15.9

**Place of Worships in Kilinochchi District- 2019**

No	DS Division	Hindu Temple	Church	Mosque	Vihara	Others	Total
1	Karachchi	146	55	5	1		207
2	Kandawalai	107	11				118
3	Poonakary	76	42	5			123
4	Pachchilaipalli	81	16				97
<b>Total</b>		<b>410</b>	<b>124</b>	<b>10</b>	<b>1</b>	<b>0</b>	<b>545</b>

Source:- All Divisional Secretariat, Kilinochchi

Table : 15.10

**Samurthi Bank Society in Kilinochchi District - 2019**

No	DS Division	No.of GN Division	No of Society	No of Small Group	Name of the Samurdhi Bank
1	Karachchi	11	66	874	Skanthapuram
		20	183	1692	Kili Town
		11	96	808	Vaddakachchi
2	Kandawalai	16	115	1343	Kandawalai
		10	49	435	Poonagary
3	Poonakary	9	69	702	Jeyapuram
		18	47	621	Pachchilaippali
<b>Total</b>		<b>95</b>	<b>625</b>	<b>6475</b>	

Source :All Divisional Secretariat, Kilinochchi

Table : 15.11

**Trades Centres in Kilinochchi District - 2019**

No	Trade Centre		Karachchi	Kandawalai	Poonagari	Pachchilaipalli	Total
1	Trade	Whole Sales	24	6	5	4	39
2		Retails	357	115	194	17	683
3	Rice Mills		12	12	19	7	50
4	Grinding Mills		59	22	19	12	112
5	Laundry		19	4	5	6	34
6	Saloon		55	20	24	9	108
7	Fancy Shop		40	31	9	8	88
8	Small Industries		344	27	14	38	423
9	Food Shops		108	34	25	14	181
10	Hard wares		57	18	8	8	91
11	Textties		47	14	11	14	86
12	Jewellery Shops		21	3	4	1	29
13	Electrical Shops		42	3	1	3	49
14	Lathe Work Shop		7	8	12	0	27
15	Cinema Theatre		0	0	0	0	0
16	Printers		20	4	4	5	33
17	Recording & CD Sales		44	10	8	2	64
18	Agriculture Inputs Sales Centre		14	8	8	2	32
19	Fishing Inputs Sales Centre		1	2	9	3	15
20	Medical shops		16	5	4	2	27
21	Private Tution Centres		31	15	6	7	59
22	Arack Shops		1	1	7	2	11
23	Garland Shops		8	0	0	0	8
24	Beauty Poular		25	18	2	2	47
25	Computer Centres		16	3	3	5	27
26	Tele Communication & Browsing Centres		12	2	3	1	18
27	Tele Phone Repair Shops		15	2	6	3	26
28	Tele Phone Shops		7	12	3	3	25
29	Cycle Repais Shops		59	16	29	11	115
30	Motor Bike Repais Shops		27	13	11	10	61
31	Light Vehicle Repais Shops		28	6	9	3	46
32	Heavy Vehicle Repais Shops		8	3	6	1	18

Table: 15.12

### Livelihood Assistance in Kilinochchi District - 2019

No	Divisional Secretariat	Provided - 2009 - 2018	Provided in 2019	To be Provided
1	Karachchi	8941	26	9400
2	Kandawalai	1331	9	6194
3	Poonakary	5806	7	1491
4	Pachchilalpalli	1023	6	1522
<b>Total</b>		<b>17101</b>	<b>48</b>	<b>18607</b>

Source :All Divisional Secretariat, Kilinochchi

Table: 15.13

### Tourism Places in Kilinochchi District - 2019

No	Division	Place	G.N Division	Place of Importance
1	Karachchi	Iranaimadu Kulam	Ambal Nagar	Biggest irrigation tank and famous Kanagambikai Amman temple
		Uttupulam Palace	Uttupulam	Ancient palace
		Akkarayankulam	Akkarayan	Irrigation tank
		Uruththirapurichcharam	Uruththirapuram North	Ancient sivan temple
		Ariviyal Nagar Industrial Zone	Ponnagar	Industrial zone
		Porikadayai Amman	Uruththirapuram North	Cultural place , ancient sivan temple
		Kanagambikaikkulam	Kanagambikaikkulam	Irrigation tank
		Kilinochchikulam	Kili Town	Irrigation Tank - Old
		Memorial Minaret	Ananthapuram	War memorial tower
		2	Kandawalai	Elephantpass
Chundikulam Bird's Sanctuary	Kandawalai ,			Protected bird's sanctuary
Nahathambiran Kovil	Punnaineeravi			Ancient temple
Kalmadukulam	Puliyampokkanai			Main irrigation tank
Paiparampidy - Chundikulam	Kaimadunagar			Natural sandy sea side
Roof Tiles Factory	Boarder of			Ancient roof tiles factory
Chemical Factory	Periyakulam			Only chemical factory in northern province
Kannagi Amman Kovil	Umaiyalpuram			Ancient amman temple
Rasayanakulam	Thadduvankoddy			Seasonal birds sanctuary
				Umaiyalpuram

### Tourism Places in Kilinochchi District - 2019

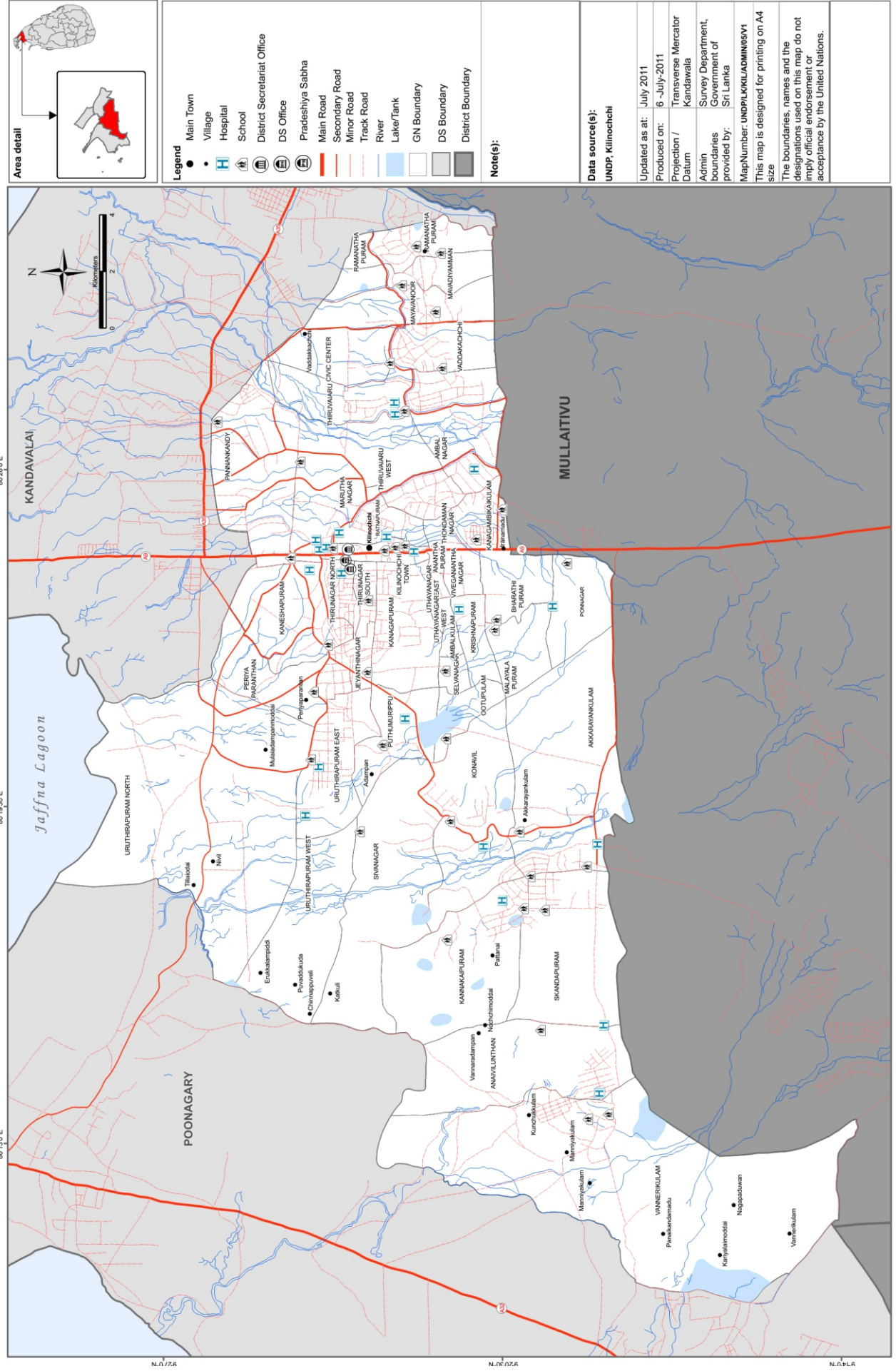
No	Division	Place	G.N Division	Place of Importance
3	Poonakary	Ponnaveili Sivan Kovil	Ponnaveili	Ancient sivan temple
		Vadiyadi Fort	Maduvilhadu East	Ancient fort
		Sand Mound	Gowtharimunai	Natural sand mound
		Manniththalai Sivan Temple	Gowtharimunai	Ancient temple
		Sankupiddy Bridge	Gowtharimunai	Biggest bridge
		Alli Rani Fort	Pallikkuda	Ancient fort
		Aladichcholai	Nallur	Ancient Park
		Nagathevan Thurai	Ganimadam	Ancient fort Jaffna - Poonagari
		Gowtharimunai , Kalmunai Beach	Gowtharimunai	Tourist place
		Well in to the Nachchikkuda Sea	Nachchikkuda	Ancient Well
4	Pachchilaippalli	Malvil Krishnan Kovil	Iyakkachchi	Ancient Krishnan temple
		Thamvakamam Fort	Thampakamam	Ancient fort
		Kovilvayal Fort (Damage)	Kovilvayal	Ancient fort ( Kuvani stayed)
		Arasarkerny	Arasarkerny	Ancient pond used by King and queen
		Allipallai Beach	Allipallai	Natural beach
		Kilalay Beach	Kilalay	Ancient Port ( used from 1664)
		Kilalay Church	Kilalay	Ancient church (Started from 1682)
		Pethuruvanavar Church	Palai Town	Ancient church





**District: Kilinochchi**  
**DS: Karachchi**

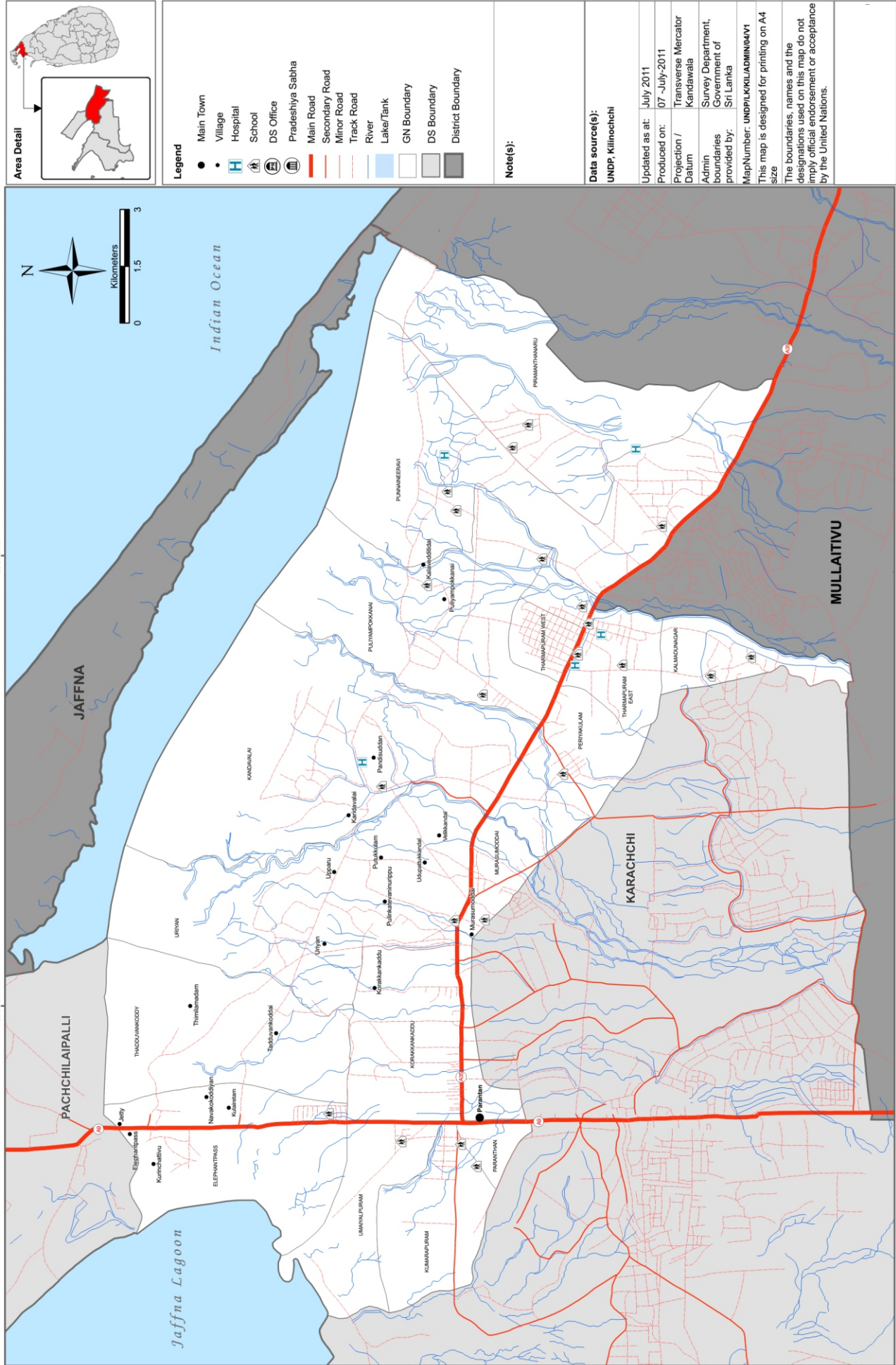
**Administrative Map**





**District: Kilinochchi**  
**DS: Kandavalai**

**Administrative Map**





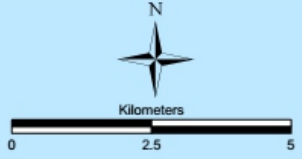
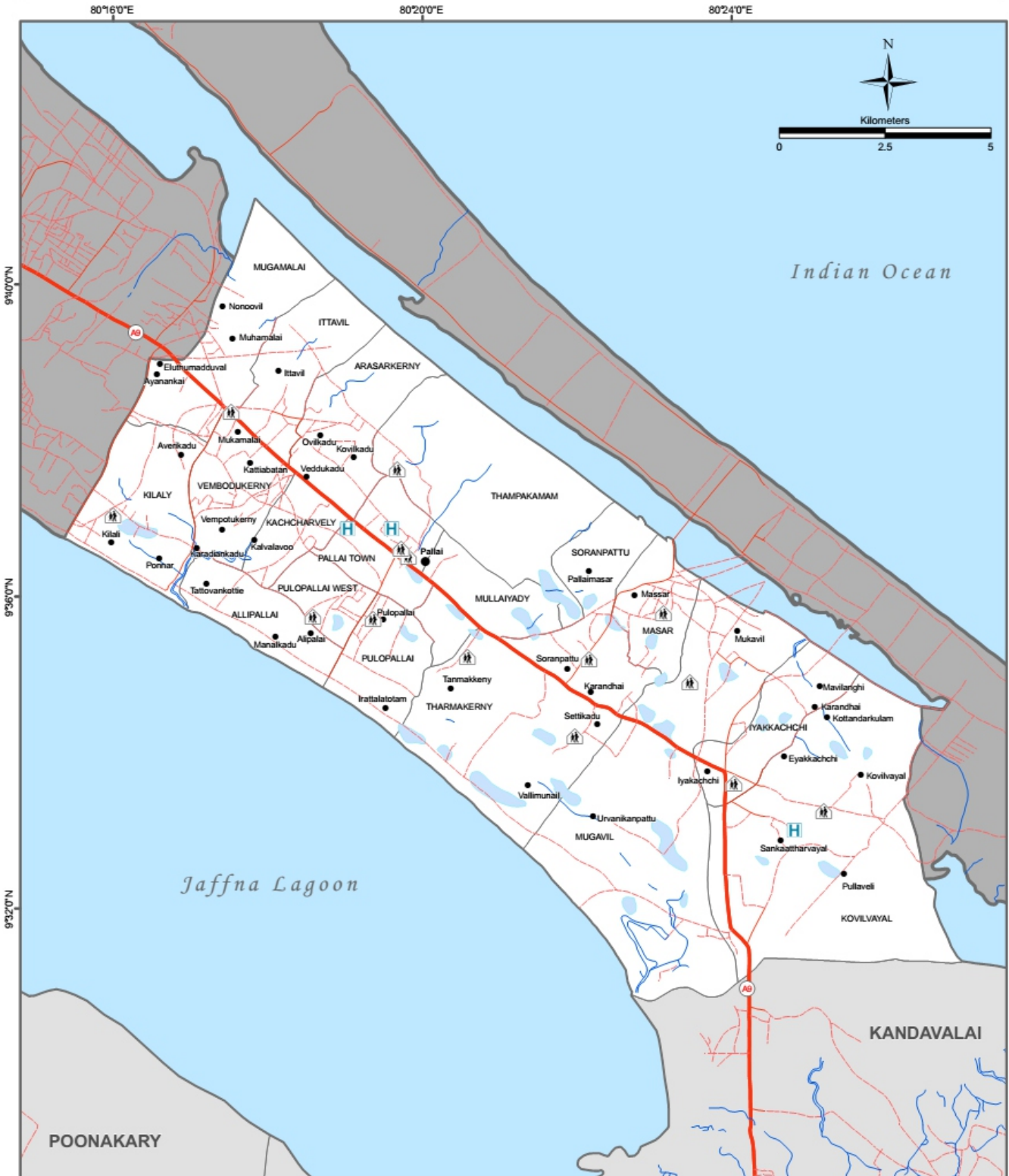






# Administrative Map

**District: Kilinochchi**  
**DS: Pachchilaipalli**



9°40'0"N  
9°36'0"N  
9°32'0"N

80°16'0"E      80°20'0"E      80°24'0"E



Legend	
●	Main Town
●	Village
H	Hospital
S	School
Ⓧ	DS Office
Ⓜ	Pradeshia Sabha
■	Lake/Tank
□	GN Boundary
— (thick red)	Main Road
— (thin red)	Minor Road
— (dashed red)	Track Road
— (blue)	River
□ (light grey)	DS Boundary
□ (dark grey)	District Boundary

Note(s):	
Data Source:	UNDP, Kilinochchi
Updated as at:	July 2011
Produced on:	05 July 2011
Projection / Datum	Survey Department, Gvt. of Sri Lanka
Admin boundaries	Transverse Mercator Kandaivalai

Map Number: UNDP/KK/ADM/02/01  
This map is designed for printing on A4 size  
The boundaries, names and the designations used on this map do not imply official endorsement or acceptance by the United Nations







**District Secretariat - Kilinochchi**  
**{0212283965 📞 0212285760**  
**✉️ [dpskilinochchi@gmail.com](mailto:dpskilinochchi@gmail.com)**