



# English

Pupil's Book



# 8

Grade Eight  
Part - II

Educational Publications Department



# *English*

Pupil's Book

Part - II

8

***Grade Eight***

**Educational Publications Department**



All rights reserved  
First published - 2008  
Second print - 2009  
Third print - 2010  
Fourth print - 2011  
Fifth print - 2012

**The Government has spent Rs. 50.00 on this book which is  
presented to you free of charge.**

**Published by : The Educational Publications Department**

**Printed by : Karunarathne & Sons (Pvt)Ltd**

## The National Anthem of Sri Lanka

Sri Lanka Matha

Apa Sri Lanka Namō Namō Namō Namō Matha

Sundara siri barinee, surendi athi sobamana Lanka

Dhanya dhanaya neka mal palaturu piri jaya bhoomiya ramya

Apa hata sepa siri setha sadana jeewanaye matha

Piliganu mena apa bhakthi pooja Namō Namō Matha

Apa Sri Lanka Namō Namō Namō Namō Matha

Oba we apa vidya

Obamaya apa sathya

Oba we apa shakthi

Apa hada thula bhakthi

Oba apa aloke

Apaga anuprane

Oba apa jeevana we

Apa mukthiya oba we

Nava jeevana demine, nithina apa pubudukaran matha

Gnana veerya vadawamina regena yanu mena jaya bhoomi kara

Eka mavakage daru kela bevina

Yamu yamu vee nopama

Prema vada sema bheda durerada

Namō, Namō Matha

Apa Sri Lanka Namō Namō Namō Namō Matha





## **The Message of His Excellency the President**

### **Beloved Sons and Daughters,**

Many countries that lagged behind us at the time we gained independence have now passed us and gone far ahead. But, we must not be prepared to copy those countries or work according to the development models of those nations. Similarly, there is no purpose in continuing to lament about our lost heritage. What we shall do instead is to surpass them and reach a stage of overall development they have not reached, and show new paths and possibilities to the world.

Dear Sons and Daughters, we are now engaged in building your future !

**Mahinda Rajapaksa**  
**President of the Democratic Socialist**  
**Republic of Sri Lanka**

(An extract from the speech delivered by President Mahinda Rajapaksa at the historic Water Filling Ceremony of the Magampura Port on 15.08.2010)

## Message from the Hon. Minister of Education

Beloved Sons and Daughters,

You are the most valuable treasure of our motherland. Your value is enhanced through education. In our commitment to accomplish that task, we offer you the best.

This textbook produced by spending the national wealth collected from the tax paying public is offered to you with the sole intention of making you a virtuous and skillful citizen. You will undoubtedly enhance the national wealth through the light of education you gain. This textbook will give you a helping hand to awaken your creativity, as you are a proud descendent of a great generation whose creative power enabled them to carve statues depicting loving kindness and compassion out of hard heartless rock and compose graffiti of great literary value on the 'Mirror Wall'.

I express my gratitude to the Educational Publications Department and to all the others who dedicated themselves in offering this textbook to you.

**Bandula Gunawardhana**  
Minister of Education

## Foreword

Since you are living in an ever changing society, it is imperative that you should prepare yourself to face diverse social tides. In this respect, the textbook becomes an invaluable instrument in developing the necessary knowledge and understanding in realizing the above objective.

Hence, this textbook offered to you by the Democratic Socialist Republic of Sri Lanka will undoubtedly be a guide, not only for your self-development but also for the development of the country.

Our fervent objective is, therefore, to see that, you, who are taking steps to cross the vast ocean of knowledge reach the land of success by using this textbook as a raft, would become an accomplished citizen endowed with knowledge and a balanced personality.

I appreciate and honour the contribution and the invaluable support extended by the writers' and editors' panels as well as by the officers of Educational Publications Department in accomplishing this great service.

**Tissa Hewavithana**  
Commissioner General of Educational Publications

Educational Publications Department  
Isurupaya,  
Battaramulla.  
20.03. 2012



## A word to the teacher

The writers' panel for the grade eight English text comprised eight members. They represented different backgrounds in the school system. Every effort, therefore, was made to utilize these differences in a positive way. This is especially important in a situation where there is a single text for the entire country. Experience has shown the difficulty of producing a single textbook for the entire country, especially for the teaching of English language with the differences that exist between the language requirements of the affluent urban students and the rural. Thus the English teacher is aware of the value of the textbook for the student. It is sometimes the only resource for vocabulary, structure and use, in many schools:

It is imperative, therefore that teachers make themselves familiar with the text book. The text gives flexibility to the teacher in the choice of materials and activities. Group work and pair work can be made use of in ways most convenient to the individual teacher. The presentation of the material is done in order to create an interest in the child, make the engagement with material challenging and interesting so as to ensure that learning takes place.

Teachers are- required to build appropriate learning situations within the students' experience to facilitate the internalization of language. Teachers should also realize that a language syllabus does not and could not have watertight compartments from one year to the next; what 'a new text can do and does is to supply a different context to provide for novelty and innovation. The experience of the previous year's language text therefore, should be considered in continuity.

The texts are mostly 'home grown', drawing on the wealth of traditions, folklore and even the literature of the country. This should certainly enable the students to feel at home and exercise their imagination in a foreign language-learning situation.

The workbook is based on the language learning activities presented in the textbook. The teachers are required to be familiar with the activities in the workbook too, so that they can see the relationship between the two books. Activities in the workbook will facilitate assessment. We trust that both learners and teachers will find these books helpful.



## **Monitoring and Supervision**

**Mr. Tissa Hewavithana**

Commissioner General of Educational Publications.

## **Direction**

Mrs. K.V. Nandani Sriyalatha - Commissioner (Development)

## **Coordination - Reprint - 2012**

Mr. Ranjith Iluppitiya - Assistant Commissioner of Educational Publications.

## **Panel of Writers**

Mrs. Chandra Amarasekera - English Consultant of Ministry of Education.  
(Chairperson of the panel)

Mrs. Leela Wijesuriya - Assistant Commissioner of Educational Publications. (Development)

Mrs. W.A.C.K. Herath - Assistant Teacher,  
Kg / Mahanaga M.V, Ranwala, Kegalle.

Mr. Noel Jayamanne - Assistant Director,  
English unit, Ministry of Education.

Mrs. F.S. Jaleel Ruzzan - Assistant Teacher,  
C / Muslim Ladies College, Colombo 4.

Mrs. Ganga Udugamage - Assistant Teacher,  
Minu / President's College, Minuwangoda.

- |                        |   |   |
|------------------------|---|---|
| Mrs. K. Gunawardena    | - | Former Director English,<br>Ministry of Education.                      |
| Mrs. Majaziyah Mubarak | - | Assistant Teacher,<br>C / Fathima Muslim Ladies College,<br>Colombo 12. |
| Mrs. Chandrika Pieris  | - | Project Officer,<br>N.I.E, Maharagama.                                  |

### **Board of Editors**

- |                       |   |   |
|-----------------------|---|---|
| Mr. K.L. Premachandra | - | Director English,<br>Ministry of Education.           |
| Mr. H.R.S.K. Atugoda  | - | Director English,<br>National Institute of Education. |

### **Proof reading**

- |                     |   |  |
|---------------------|---|--|
| Mrs. Lakshmi Perera | - | Assistant Teacher,<br>Visakha Vidyalaya, Colombo 07. |
|---------------------|---|--|

### **Illustrations and cover**

- |  |   |  |
|--|---|--|
| Mr. Jayantha Pushpakumara<br>(Co-ordination) | - | Assistant Commissioner of<br>Educational Publications (Development). |
| Mrs. Amitha Indirani                         | - | Art teacher, Kg / Mawa / Rivisanda M.V.                              |

### **Final Evaluation**

- |                       |   |   |
|-----------------------|---|---|
| Mrs. Kamala Wijeratne | - | Visiting Lecturer<br>University of Sri Jayawardenepura. |
|-----------------------|---|---|



# Contents

<u>Unit</u>	<u>Page</u>
<b>5. Animals - Our Friends</b>	<b>1 - 22</b>
• Language Focus	1
• Role Play	2
• Picture Description	5
• Animal Kingdom	7
• A Story about a Faithful Dog - Grey Friar's Bobby	8
• Role Play - Let's Preserve Nature For Man	9
• Guided Writing - Notices - Invitations	10
• A Speech on Stray Dogs	13
• Animals and Man - Reading Text	16
• Animals on Stamp	17
• A Poem - The Music of Nature	18
• Idioms on Animals	20
• Grammar VIII	20-21
• Enrichment	21
<b>6. Entertainment</b>	<b>23 - 42</b>
• Language Focus	23
• Wanders of Nature	24
• A Variety Entertainment	27
• Philately	31
• What is in a Stamp? - Reading	33
• Collecting Stamps as a Hobby	34
• Fun Park	35
• Grammar IX	36
• A Letter	40
• Enrichment	42





## UNIT FIVE

# Animals - Our Friends

### Language Focus

#### Language Functions

- **Making a wish**  
May that long life be upon animals too.
- **Making a request**  
Let's discuss the topics for the competition.  
Let's work on them.....
- **Verification of facts**  
Oh, you mean extinct animals.
- **Polite disagreement**  
M...m...m... not really....
- **Agreeing to a response**  
Exactly.....  
Yes, I've heard of them.....

#### Grammar

- **Compound sentences**  
Using 'and'.  
eg. Cats and dogs live in our homes and are our special companions
- **Idioms related to animals**  
eg. A cat nap - short sleep
- **Homophones**  
eg. by - buy  
too - two

## ■ Role play



*Although animals started life on earth before man their numbers are decreasing now. Therefore some grade eight students of Bhatiya Maha Vidyalaya in the Central Province formed a society called: Let's save our animal friends.*

Ruwan : Good morning everybody!

Rani,Riza, Shaahida : Good morning!

Riza : Long life Ruwan! We just thought of you.

Ruwan : Thanks. May that long life be upon the animals too!

Rani : Let's discuss the topics for the competition.

Shaahida : I saw a documentary on the Discovery channel on **endangered species**.



Riza : Oh, you mean **extinct animals**?

Shaahida : m...m...m... not really. It was on endangered species like the Cheetah, the Blue Whale, the Tiger and the Turtle.

Ruwan : Don't they mean the same?

Shaahida : No, they don't. If an animal becomes **extinct** you will never see it again, the complete disappearance of a species is called extinction.



Rani : Ah! Like the dinosaurs. That would be dreadful.

Riza : So animals or plants are endangered before they become extinct?

Shaahida : Exactly. Endangered animals will face a very high risk of extinction in the near future.

Ruwan : Why?



Shaahida : Due to poaching, pollution and introduction of foreign species.

Rani : There is yet another group called the **threatened species**, their total numbers are falling due to natural causes.



Riza : Yes, I have heard about them, the Blue-billed Duck, the Solitary Eagle, there are more, but I can't remember all.

Ruwan : That's fine. That gives us three areas. Let's work on them and meet next week.

## Activity 5.1 (Comprehension)

### ■ Reading/Writing



Read *LET'S SAVE OUR ANIMAL FRIENDS* and answer the following questions.

Write the answers in your writing book.

- a. 1. What is the name of the society formed by the students?
2. Who saw a documentary on **endangered species**?
3. What is meant by extinct animals?
4. Name three endangered species.
5. Why are lives of some animals threatened?
6. Riza said : "I have heard about **them**." What does **them** refer to?
7. Ruwan said: "**That gives us three areas**" List the three areas discussed by them.
- b. 8. What can one do to save our animal friends? List them.

## Activity 5.2 (Group work)

### Speaking/Writing



Copy the grid onto your writing book. Read the role play again and complete the grid.

Areas	What it means	Examples of animals
Threatened		Blue-billed duck Solitary Eagle
Endangered		
Extinct	complete disappearance	

## Activity 5.3 (Group Work)

### Reading / Writing



Complete the paragraph with the words from the box. One group can do one paragraph. Then check and copy onto the writing book.

There are 1\_\_\_\_\_ stages by which animals 2\_\_\_\_\_ from the earth. Firstly they become 3\_\_\_\_\_ species. That means their 4\_\_\_\_\_ begin to fall. This may be due to killing or other 5\_\_\_\_\_ causes. Some of them are the 6\_\_\_\_\_, Solitary Eagle etc.

Next, they become 7\_\_\_\_\_ which means facing a very high risk of 8\_\_\_\_\_ in the near future. The Cheetah, the 9\_\_\_\_\_ the Tiger are some of them. The causes are due to 10\_\_\_\_\_, pollution and introduction of new species.

The last stage is 11\_\_\_\_\_. This means the total 12\_\_\_\_\_ of the animal kind. That would be 13\_\_\_\_\_. The animal that belongs to this group is the 14\_\_\_\_\_. So let's save our 15\_\_\_\_\_ friends.

disappear	three	numbers	threatened	poaching
extinction	disappearance	dreadful	dinosaurs	dumb
Blue-billed Duck	endangered	extinction	Blue Whale	natural





## Activity 5.4

### Picture description

#### Identifying endangered animals

*The death rate of endangered animals is higher than their birth rate. People clear the jungle and destroy their natural habitat. This is the main threat for these endangered species.*





**Write down numbers from 1-15. Match the pictures on page 91 with the descriptions. Write the correct letter against the number.**

eg : 3 = C

1. The Aleutian Canada goose is a large North American bird that honks.
2. The African Elephant is the largest land animal.
3. Oryx are long-horned antelopes from dry areas in Africa
4. The cheetah is the fastest land animal.
5. Cockatoos are birds with a large, feathery crest and a hooked bill.
6. A tortoise from south western North America is extinct now.
7. Gazelles live in herds in Africa. Many gazelles are in danger of extinction.
8. The Grizzly Bear is a large bear with a muscular hump on its shoulders.
9. This small penguin is from off the coast of Southern Africa.
10. This chicken-sized flightless bird is from New Zealand.
11. The koala is an Australian marsupial. It is not a bear.
12. The Okapi is a giraffe-like mammal from African rainforests.
13. Pandas are black and white bears from China.
14. A brilliantly-coloured parrot from Central and South American rain forests \_\_\_\_.
15. Crocodiles that live in rivers and lakes in Sri Lanka.

### Activity 5.5 (Group Work)



#### Writing



**Divide the class into four groups. Give one topic to each. Each member writes two or more ideas. Select the best idea and write 4 sentences.**

- Why is it important to protect endangered animals?
- How do human beings influence the extinction of many animals?
- Why is it important to have national parks of animals?
- What can you do to protect endangered animals?

You can use this language to talk about the ideas.

- What have you written?
- That's a nice idea.
- I too wrote that.
- I have written.....
- I think that is out of point.



## Animal Kingdom

*Most animals live in their own particular habitat. Some live in the water, others in forests, deserts, plains, and mountains. Some spend most of their time in the sky and others underground, burrowing and digging their home inside the earth. A few like cats and dogs live in our homes with us and are our special companions. What most of us do not think of is that animals live in our hearts, because we are all connected in a mysterious way.*

**Read this story and see if you know the name of the place where each animal lives.**

Lion, the king of the beasts once called all the animals for a meeting to discuss the types of homes they like to live in. The ant, the tiniest of all, quickly chose to live in a formicary or a hill before the lion took the lion's share of space in the jungle. 'Don't worry I'll stay in a den', replied the lion in rage. The bat is a night bird and had no problems but still decided to live in a roost or a cave.

Hearing this the pig grunted to the horse, "why not choose yours"? "Stable is mine" neighed the horse, "and what about yours"? said, the horse to the pig. "Oh, I am going to call mine a sty," came the reply. 'Splendid', said the horse.

'Nest' said the birdie and 'hive' said the bee. "I can make one bee-line with pollen from flowers", sighed the bee. The wise owl drew up a chart for the allocations in the jungle.

### Activity 5.6

■ a) Reading / Writing



**This is what the owl did. Find the names of the animals with the clues given. Copy the chart onto your writing book and complete.**

Animal clue	Animal	House
1.Smallest insect		Hill or Formicary
2.A night bird		Roost, Cave
3.The king of beasts		Den
4.Gives us honey		Hive
5.Can fly		Nest
6.Runs fast		Stable,
7.Short and stout		Sty



*Read this story about a faithful dog.*

## GREYFRIAR'S BOBBY



This is a true story of a faithful little terrier called Greyfriar's Bobby.

Bobby's master was a farmer and every week Bobby went with him to the market in Edinburgh. At one o'clock they used to go to a shop near the market for dinner.

Bobby's mid-day meal was always a big bun. When Bobby was a few years old, his master Mr. Gray died and was laid to rest in Greyfriar's Churchyard, not far from the market.

A few days later, at one o'clock, the owner of the shop saw Bobby push the door open. With sad eyes, the little dog looked up, as if to say, 'please give me a bun.'

He was so sorry for the dog that he gave him a bun. The dog trotted off with it in his mouth to his



master's grave where he ate it.

Everyday Bobby came for his bun at one o'clock and he always got it. All day and all night Bobby lay on his master's grave.

One day a policeman took Bobby away as a stray dog without a collar.

When the Lord Provost heard of this, he gave him a nice new collar. Bobby died five years later.

### **b) Reading / Writing**



**Answer the questions in your writing book. (Comprehension)**

- a.
  1. What is the name of the terrier?
  2. What was his master?
  3. At what time did they go for lunch?
  4. Write the name of the town where they lived.
- b.
  5. Was the shop keeper a good or bad man?
  6. What do you think of this story?



## LET'S PRESERVE NATURE FOR MAN

### ■ Role play



*The Principal of Kengalla M.V. has invited a volunteer worker who helps to save stray dogs for a discussion. She introduces herself to the Principal.*

**Volunteer Worker** : Good morning Sir, I am Mrs.Perera working with an organization that helps the Sri Lankan Government to eradicate rabies from Srilanka.

**Principal** : Yes Mrs. Perera, please sit down. Your idea's very good. Many of our children are bitten by rabid dogs and suffer a lot. So, how can I help you?

**Mrs.Perera** : I hear that you have started a nature club in your school, haven't you?



**Principal** : Yes, that's right. We hope to have the inaugural meeting next month. How can that help you?

**Mrs. Perera** : I look after stray dogs and treat them. We have to start it in villages. It's the children who can take the message to the village. The chief priest in the temple too helps us a lot. I would like to speak to children.

**Principal** : One minute, I will send a notice to the members of the club. I will tell the senior prefect to ask them to come to the main hall.

**Mrs. Perera** : Thank you very much.

**Principal** : Arundhathi, you can take a form that is used for notices and fill it. Please bring it to me for my signature.

**Arundhathi** : Yes sir.

**Principal** : Well, now you can take this notice to all the grade eight classes. You can speak to the teacher in charge of the Nature Club.

**Mrs. Perera** : Thank you, Sir.

## Activity 5.7

### Guided Writing

- *Copy the form onto your writing book.*
- *Imagine you are Arundhathi and fill in the notice.*

### Notice

For all members of the .....

Please assemble in the .....

During the.....period at.....

On .....

The.....will conduct .....

.....

Principal

## Activity 5.8

### ■ Reading



The students had a free discussion with Mrs. Perera. These were the answers Mrs. Perera gave to the questions asked by the students.

The questions are not in order. Read the answers and copy the questions onto your writing book in the correct order.

### Questions

- Does it get cured?
- Who helps you in this programme?
- Why do you want to invite Miss. Eva Pinto?
- How did you start looking after stray dogs?
- What did you do for that dog?
- How does the public get to know about the programme?
- What did you see when you were going home?

### Answers

One day when I was going home after school I saw a dog in a ditch limping on two legs. A speeding vehicle had broken its legs.

I took it to the veterinary hospital and treated it. The doctors were very helpful.

Yes, I fed it everyday and put medicine on the wounds. Very soon she was walking well.

This encouraged me to look for stray dogs and treat them. I also fed them once a day.

My family of course! My mother and children love stray dogs. But now I work with a German lady, Miss. Eva Pinto, who works to eradicate rabies from Sri Lanka.

That's a good question. The chief priest of the Kengalla temple and the Grama Sevaka help us a lot. Now I hope, you too will help to take the message to the villagers. We also put up posters to inform the people when the programme will be held in each area.

I think it is better for you to invite Miss. Eva Pinto, for the next Nature Club meeting. She will be able to explain what we should do.



## Activity 5.9

### a) Vocabulary



There are words that have the same sound but different in meaning.  
They are called **Homophones**.

Here are some words that were taken from the dialogue with a word that sounds the same but has a different meaning.

i) by	-	buy	iv) too	-	two
ii) one	-	won	v) our	-	hour
iii) heard	-	herd	vi) see	-	sea

**Make meaningful sentences with both words. Use your writing book.**

eg: I went to school by bus.

I have to buy a new box of pastels for my poster competition

### b) Group Work - Speaking/Writing

Get into two groups and find as many homophones as possible and write them down.  
The group that finds the most number of words is the winner. You can find words from your textbook and the dictionary.

## Activity 5.10

### Guided Writing

The students decided to invite Miss Eva Pinto for the next meeting of the Nature Club. Prepare an invitation card as given in the example.

**Invitation**

We cordially invite Miss. .... to attend the annual meeting of  
the .....

of .....  
on .....  
at .....  
in .....

.....

.....

Date Secretary

## Activity 5.11



Imagine that you are Miss. Eva Pinto. Now write a reply accepting the invitation.

Follow the guidelines:

- thank for the invitation.
- accept the invitation.

## Activity 5.12



*Miss Eva Pinto attended the meeting. This is the speech she made. She allowed the children to raise questions while she was making the speech.*

The Principal, Teachers and the members of the Nature club, I must first appreciate you as **one of the few** schools that has a Nature Club.

Some people do not care for animals and do not think of the rights of animals. That is why we have so many stray dogs **in and around** the towns and in public places like the temples and the schools. People use dogs as watchers but when they have puppies they dump them in public places or **on the streets**. That is one of the main reasons why rabies has **raised its head** in certain areas. What we are trying to do is to vaccinate and sterilize stray dogs. We do it **free of charge**.

**\* Excuse me madam. I am sorry to interrupt you. Why should people vaccinate the dogs?**

That's a good question. People should vaccinate them so that they will not get diseases like Pavo. We sterilize them so that they will not have puppies.





### \*Was it easy to look after stray dogs?

When the numbers increased looking after and feeding them became a big problem. Then we had to ask for donations. The dogs suffered as they did not have enough food and space.

### \* What did you do to them?

We treated them and **put them back** where they used to live. The benefit is that the dogs are familiar with their surroundings and can look after themselves. In time to come there will be no puppies. The number of stray dogs will decrease and finally there will be none at all.

We have one or two voluntary workers in every area. There are people who help us **without a payment** like Mrs. Perera. They help us to organize programmes in villages.



### \* How can we help?

This is where you will have to **play a part**. Help us to get everyone to bring their dogs for treatment. Then the stray dog menace will **soon be over**.

### \* Who has been helping you?

The Grama Sevakas and the chief priests in this area have been helping us a lot. The chief priest has included this topic in his sermons and people think twice before they dump unwanted puppies now.

Thank you for giving me this opportunity to talk about our programme. I am sure you all will help us to **get rid of** stray dogs in Kengalle.

## Activity 5.13 (Comprehension)

### ■ Reading / Writing



Answer the questions given below in your writing book.

- a.
  - 1) What is the programme Miss Eva is involved in?
  - 2) What do people do to unwanted puppies?
  - 3) Pick out and write two types of treatment given to stray dogs.
  - 4) Why do they vaccinate dogs?
- b.
  - 5) What are the words and phrases that help you to know it is a speech?



## Activity 5.14

### ■ a) Reading / Writing



Look at the phrases in bold type in the speech. Match the phrases with the correct meaning from a, b and c given against each phrase. Write your answers in your writing book. Exchange your book with your partner. Listen to the teacher once more and mark your book.

#### Column A

a) **One of the few**

b) **In and around**

c) **Raised its head**

d) **Free of charge**

e) **Play a part**

- a) The only school  
b) there are many schools and yours is one  
c) There are a limited number of schools and yours is one

- a) running round  
b) all over  
c) going in circles

- a) put its head up  
b) got the dog's head kept up  
c) has spread a great deal

- a) does not cost money  
b) the dogs do not bite or attack  
c) the dogs are free after that

- a) take part in a drama (play)  
b) play with the dogs  
c) have a role in the programme

b) Write a letter thanking Miss. Eva Pinto for attending the meeting.

## Activity 5.15

### ■ Writing



Draw a poster that you think the organization can put up in the village to inform the villagers about the programme to vaccinate stray dogs.

Your poster should be :

- Attractive
- Brief
- Clear

It should have :

- Title
- Date
- Time
- Purpose
- Venue

You can draw pictures of stray dogs to make it more beautiful. If you can't draw, use pictures from news papers.



## Animals and man

*Man has been dealing with animals.*

**Read the descriptions.**

Ancient man started cave drawing long, long ago. They drew pictures of animals on the walls of caves



### IRISH COINS SET FEATURES OF ANIMALS

This set of seven Irish coins includes a 1 Punt (pound) showing an Irish Red Deer, a seven-sided 50 Pence picturing a Woodcock, a 20 Pence showing a horse, a 10 Pence showing a salmon, a 5 Pence showing a bull, and the 2 and 1 Pence showing ancient Celtic designs of birds. An Irish harp is on the obverse of each of the coins. With the introduction of the Euro, these coins are no longer used.





## ANIMALS ON STAMPS



Many countries have the pictures of animals on their stamps. Here are some stamps of endemic animals of Australia. Many different species of the Kokkubara are seen in Australia. The Koala bear, Kangaroo and the Wallaby are seen in the wild. The aquatic animals are the Platypus and the Royal Penguin. The Wombat, the short beaked Echinda the dingo and the Tasmanian Devil are some of the threatened species in Australia.



**The National Flag of Sri Lanka is the Lion Flag.** It has a long history. There is a lion carrying a sword. The Lion signifies heroism and strength. It refers to the history of our nation. The lion is yellow in colour in a crimson background. The sword which the lion holds in its right front paw stands for justice.

### Activity 5.16 (Comprehension)

#### ■ Reading / Writing



i) Answer the questions in your writing book.

- a.
  1. Name a place where ancient people drew pictures of animals.
  2. What is the animal found on the one pound coin of Ireland?
  3. Why are these coins no longer used?
  4. From which country are these stamps?
  5. Name the animals seen in these stamps?
  6. What is the animal seen in the Sri Lankan flag?
  7. What does it signify?
- b.
  8. What do you think was the currency used by Ireland?
  9. Name some threatened animal species in Australia.

ii) Find other things for which people use the pictures of animals.



## The Music of Nature

*The sounds you hear, made by nature are the music of nature. Why do animals make sounds? They do not talk. They make sounds to communicate.*

**Read the poem given below.**

Apes gibber and asses bray  
Bears growl but the bees hum  
Beetles drone while birds sing  
Bulls bellow and cows low but calves bleat

Cats meow but cackles the chicken.  
Crows the cock and caws the crows  
Deer bells and dog barks and coos the doves  
Ducks quack in water ponds.

Eagles scream and elephants trumpet.  
Falcons chant, buss says the fly  
Frogs croak but does not choke  
Geese cackle while the grasshoppers chirp

Hawks scream and brays the hippo  
Horses neigh while kittens mew  
To a roaring lion, a mice squeals in fear  
Monkeys chatter when nightingales sing

Owls hoot while the oxen bellows  
Parrots talk but not as fluent as you and me  
Proud peacocks scream in the dream  
Then coos the Pigeon

Pigs grunt when Rhinos snort  
Sheep bleats and snake hisses  
Tigers roar and Tortoises grunt  
Turkeys gobble and wolves howl


**Oh what music they make !!**

## Activity 5.17 (Pair Work)

### ■ Listening



One student recites the poem on page 104. The partner looks at the pictures of animals and identifies their sounds. Then pairs swap roles. After that write the name of the animal with the sound they make in the writing book.



## Activity 5.18 (Pair Work)

### ■ Writing



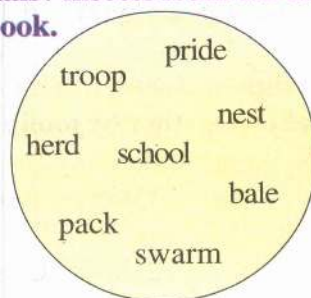
Have you noticed the difference in the sounds made by animals when they are frightened? Sometimes behaviour of animals can also be as reliable as a weather forecast. It is reported that no animal died in the Tsunami.

Write a true to life description of an animal.

## Activity 5.19 (Pair Work)

Select the word that describes to a group of animals / insects from the circle and copy the complete phrase onto your writing book.

1. A \_\_\_\_ of monkeys.
2. A \_\_\_\_ of oxen.
3. A \_\_\_\_ of rabbits.
4. A \_\_\_\_ of turtles.
5. A \_\_\_\_ of wolves.
6. A \_\_\_\_ of fish.
7. A \_\_\_\_ of bees.
8. A \_\_\_\_ lions.




## Activity 5.17 (Pair Work)

### ■ Listening



One student recites the poem on page 104. The partner looks at the pictures of animals and identifies their sounds. Then pairs swap roles. After that write the name of the animal with the sound they make in the writing book.



## Activity 5.18 (Pair Work)

### ■ Writing



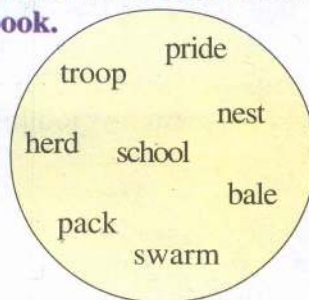
*Have you noticed the difference in the sounds made by animals when they are frightened? Sometimes behaviour of animals can also be as reliable as a weather forecast. It is reported that no animal died in the Tsunami.*

**Write a true to life description of an animal.**

## Activity 5.19 (Pair Work)

**Select the word that describes to a group of animals / insects from the circle and copy the complete phrase onto your writing book.**

1. A \_\_\_\_ of monkeys.
2. A \_\_\_\_ of oxen.
3. A \_\_\_\_ of rabbits.
4. A \_\_\_\_ of turtles.
5. A \_\_\_\_ of wolves.
6. A \_\_\_\_ of fish.
7. A \_\_\_\_ of bees.
8. A \_\_\_\_ lions.





Read the poem aloud.

## I Speak, I Say, I Talk



Cats purr.  
Lions roar.  
Owls hoot.  
Bears snore.  
Crickets creak.  
Mice squeak.  
Sheep baa.  
But I SPEAK!

Monkeys chatter.  
Cows moo.  
Ducks quack.  
Doves coo.  
Pigs squeal.  
Horses neigh.  
Chickens cluck.  
But I SAY!

Flies hum.  
Dogs growl.  
Bats screech.  
Coyotes howl.  
Frogs croak.  
Parrots squawk.  
Bees buzz.  
But I TALK!

ARNOLD L SHAPIRO

Read the poem aloud.

## I Speak, I Say, I Talk



Cats purr.  
Lions roar.  
Owls hoot.  
Bears snore.  
Crickets creak.  
Mice squeak.  
Sheep baa.  
But I SPEAK!

Monkeys chatter.  
Cows moo.  
Ducks quack.  
Doves coo.  
Pigs squeal.  
Horses neigh.  
Chickens cluck.  
But I SAY!

Flies hum.  
Dogs growl.  
Bats screech.  
Coyotes howl.  
Frogs croak.  
Parrots squawk.  
Bees buzz.  
But I TALK!

ARNOLD L SHAPIRO

# UNIT SIX

# Entertainment

## Language Focus

### Language Functions

- **Asking for information**

eg: How can you classify them?

What kind of a hobby is it?

How far is it from.....?

Are you interested in .....?

- **Expressing surprise and wonder**

eg: Fantastic!

- **Giving information**

eg: Hiking is an outdoor activity.

We are going to have stalls.....

### Grammar

- **Conditional - Type One**

eg: If you do philately as your hobby, you will gain knowledge and enjoyment.

- **Negative form**

eg: I won't go to the party if they do not invite me.

- **Question form**  
**Interrogative**

eg: Will you go to the party if they invite you?

**Negative Interrogative**

eg: Won't you go to the party even if they don't invite you?





## Role play



## Wonders of Nature

Saman : Viraj, What are you reading? Is it a storybook?

Viraj : No, this is a book on seashells.

Saman : Are you interested in seashells?

Viraj : Yes, collecting seashells is my favourite leisure activity. This book shows me how to classify my seashells.

Saman : How can you classify them?

Viraj : This book says that there are four types of seashells; periwinkle, tower shell, razor shell, and clam. If the seashell is coiled, long and pointed, it is called a tower shell. If the seashell is coiled, round and pointed, it is called a periwinkle. If the seashell is flat, long....

Saman : I know, if the seashell is flat, long and not pointed, it is called a razor shell and if the seashell is flat, round and not pointed, it is called a clam. Am I correct Viraj?

Viraj : Yes, you are. By the way Saman, What do you do during your free time?

Saman : I go hiking.

Viraj : Hiking! What kind of a hobby is it?

Saman : Hiking is an outdoor activity. It means going for long walks in the country for pleasure.

Viraj : With whom do you go hiking?



Periwinkle



Razor shell



Tower shell



Clam

Saman : With my brother and his friends. Last Saturday we went along the main canal of the Maduru Oya reservoir.

Viraj : Fantastic! From where did you start?

Saman : We started from Maduru Oya and ended at Ransaratenna.

Viraj : How far is it from Maduru Oya?

Saman : Nearly 35km, and it took more than nine hours to reach Ranasaratenna.

Viraj : It must have been very beautiful!



Saman : Yes, specially the dam, and the water flows passing a beautiful landscape. Close to Weheragala, it flows between two rocks, and the terminal at Medagama is like a waterfall. I have some photographs of them at home. Next day I'll bring them.

Viraj : It would have been a thrilling experience.

Saman : Yes, of course! Don't you like to come hiking with me?

Viraj : I do. But it is not easy to be a hiker, is it?

Saman : No it's not easy. You should be able to walk for long hours and carry your own food and drink.

Viraj : Right. I shall get a rucksack, shoes, a bottle, a food can and other things straight away.





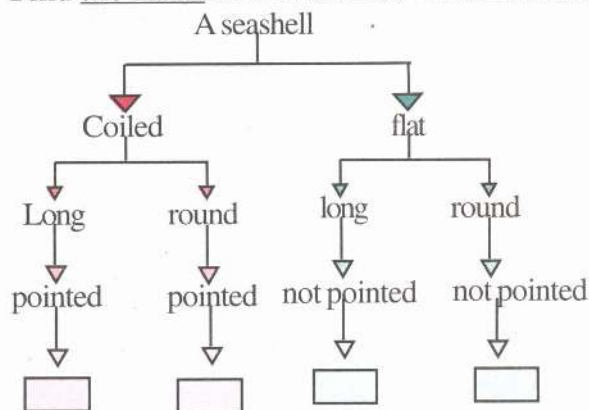
## Activity 6.1 (Comprehension)

### ■ Reading / Writing

Read the text and answer the following questions.

- a.
  1. What was Viraj reading?
  2. Who is interested in seashells?
  3. Name the four types of seashells.
  4. Whose hobby is hiking?
  5. What kind of activity is hiking?
  6. Where did Saman go hiking last Saturday?
  7. How far is it from Maduru Oya to Ranasaratenne?
  8. What is similar to a waterfall?
- b.
  9. Do you like hiking? Give reasons.

Find the name of the seashell. Write it in the correct column.



Now write sentences about these seashells in your writing book.

eg :

1. The tower shell is coiled, long and pointed.

## Activity 6.2 (Pair Work)

### ■ Reading / Writing

Match the question in column A with the appropriate response in column B and write them in your writing book.

A

1. Are you interested in seashells?
2. What do you like to do in your spare time?
3. What kind of a hobby is it?
4. With whom do you go hiking?
5. How far is it from Maduru Oya to Ransaratenne?

B

- a. It is an outdoor activity.
- b. Nearly 35 km.
- c. Go hiking.
- d. With my brother and his friends.
- e. Yes, collecting seashells is my favourite leisure activity.

## A Variety Entertainment

### Speaking



*The committee members are having a discussion on the Variety Entertainment with the teacher in charge of the committee.*

- Teacher : Good morning children.  
Children : Good morning teacher  
Teacher : Children, what are you going to do for the Variety Entertainment?  
Malki : Teacher, this time we have selected “hobbies” as the theme.  
Mahesh : We are going to have stalls for each hobby.  
Teacher : Oh, fine! Tell me more about it.  
Mihiri : We have got into groups according to our hobbies.  
Dimuthu : Teacher, we have formed clubs for each hobby and we are going to enrol students for each club.  
Teacher : That sounds interesting! How many clubs have you formed?  
Mihiri : We have formed twenty clubs.  
Sumal : Yes teacher, there are ten sports clubs, and the other clubs are for philately, embroidery, cookery, photography, gardening, collecting seashells, woodwork, hiking, and music.  
Teacher : How clever! Can you give me your programme, activities and rules and regulations for each club?  
Children : Yes teacher. Please give us time till tomorrow.

### Activity 6.3 (Pair Work)

#### Speaking



**Read the above conversation and answer these questions orally.**

1. How many clubs have the students formed?
2. What did the teacher ask them to give?
3. Are the students going to enrol members for their clubs?
4. Name the clubs mentioned in the text.
5. Are they going to have stalls for each hobby?



## Activity 6.4 (Pair Work)

■ **Reading / Writing** 



- Name the items shown in this picture.
- Write the hobby associated with the item.
- Name the activity required for the hobby.

A (item)	B (hobby)	C (activity)
Rucksack	Hiking	Walking

## Activity 6.5 (Group Work)

■ **Reading / Writing** 

### Survey

Find out the hobbies of your friends in the class. Prepare a chart using this information. Complete the grid with hobbies and tallies.

Now write a short account in your writing book on “**Hobbies**” under the following guidelines.

- Number of students.
- The favourite hobby.
- The least liked hobby.

eg.

Hobbies	No of students
1. Philately	/ / /
2. Swimming	
3.	etc.



## Activity 6.6



### Reading / Speaking



Today Grade 8, 9 & 10 students of Dummalasooriya M.V are having their Variety Entertainment.

#### Read these notices and find the answers.

1. What are these four notices about?
2. What are the advantages of becoming a member of the Embroidery club?
3. If you want to continue your membership of the philatelic club, what must you do?
4. How old should you be to become a member of 'Keeneye club'?
5. Which club is suitable for the students who are interested in cookery?

#### Are you good at sewing?

If you are interested in sewing, be a member of our **"Embroidery Club."** Club meetings will be on every Thursday. Be a regular participant and create beautiful wall hangings, pillow cases, table clothes and many other embroidery creations.



#### Are you interested in stamp collecting?

If you are interested in stamp collecting, be a member of our **Philatelic Club.** If you are a member, you can exchange your stamps with other members. If you want to continue your membership, you must be a regular participant. Club meetings will be on Mondays. If you are over 8 years, be a member today itself. If you become a member today, you can have a stamp album at 10% discount and 10 stamps of 10 different countries.



#### Are you keen on photography?

If you are keen on photography, be a member of our **'Keeneye Club'.** If you are over 10 years, you can be a member today itself.

Club meetings will be on Tuesdays. Be a regular participant and improve your skill of photography.



#### Do you like cookery?

If you are interested in cookery, be a member of **Sri Lankan Cuisine Club,** and enjoy a new dish every week. Club meetings will be on Fridays. If you are over 12 years, you can be a member. If you become a member today itself, you can enjoy a delicious home made piece of cake.



## Activity 6.7 (Pair Work)

### ■ Reading / Writing



Copy the grid onto your writing book. Read the 'notices' on page 115 and complete this grid.

Name of the club	Hobby	The day of meeting	Advantages

## Activity 6.8 (Pair Work)

### ■ Writing



These are the events of the Variety Entertainment of Grade 8 students. The events given are not in order. Write the programme of the Variety Entertainment of Dummalasooriya Maha Vidyalaya, Kuliapitiya, arranging the events in the proper order.

- Exhibition and Presentations.
- Chief Guest's Speech
- Lunch break
- Lighting the oil lamp
- Tea break
- Enrolling members
- Dance
- National Anthem
- Welcome speech by the Principal
- Musical Show

**Program**

V-----S-----E-----  
of-----M.V-----  
25<sup>th</sup>-----8-----  
8.00a.m.-----20-----  
8.30a.m.-----  
8.45a.m.-----  
9.00a.m.-----  
11.00a.m.-----  
11.30a.m.-----  
1.30p.m.-----  
2.00p.m.-----  
3.00p.m.-----  
4.30p.m.-----  
6.00p.m.-----

## Activity 6.9

### ■ Writing



Now write a programme for the sportsmeet / the English day of your school

## Activity 6.10 (Pair / Group Work)

### ■ Writing



Write five rules for one of the clubs using **must be / must not be / must / must not be.** eg: You must be over ten years to become a member.



## Philately

### Reading



*Collecting postage stamps is called Philately. It is a popular hobby among the school children.*



Sir Rowland Hill in England introduced the first postage stamp in 1840. He was a British school teacher and a social reformer. Later he served as a Government Postal Officer. He was born in Blackwell street in England on 3<sup>rd</sup>

December 1795. He died in Hampstead, London on 27<sup>th</sup> August 1879. He is credited for the invention of the postage stamp and introducing the concept of the modern postal service.



On 6<sup>th</sup> May in 1840 the **first stamp of the world** was introduced. It showed the head of Queen Victoria in black and had a value of one penny. It did not carry the name of the country because no other nation then used stamps.

**The first Postage stamp of Sri Lanka** was issued on 1<sup>st</sup> April, 1857. It showed the head of Queen Victoria. This stamp was printed in light brown and purple on a special type of paper light blue in colour. The value of this stamp was 6 pence. In addition to this postage stamp, six other postage stamps were issued in 1875, in various denominations. i.e. on July 2<sup>nd</sup> : three postage stamps of 5 pence, 10 pence, and 1 shilling; on August 24<sup>th</sup> : two postage stamps of 1 penny and 2 pence. All these stamps have the portrait of Queen Victoria. Scissors was used for separating the stamps, because no perforation was used at the time.



## Activity 6.11 (Comprehension)



### Reading / Writing



Read the text and answer the following questions in your writing book.

1. Who introduced the first postage stamp in the world?
2. When was it introduced?
3. What was portrayed on the stamp?
4. What was the face value of the first stamp of the world?
5. When was the first postage stamp of Sri Lanka issued?
6. What was the value of the first stamp of Sri Lanka?
7. When can you buy a First Day Cover?
8. How many stamps were issued in 1857n in Sri Lanka? What were the denominations of those stamps?

## Activity 6.12 (Pair Work)



### Reading / Writing



Read the paragraph on Sir Rowland Hill and complete this grid on your writing book.

### Sir Rowland Hill

born in	
born on	
died in	
died on	
occupation	
originated	

## Activity 6.13




### Writing



- Now write six sentences about Sir Rowland Hill using the above information.

## What is in a Stamp?



## Activity 6.14 (Pair Work)

■ **Reading / Writing**



Study these stamps and complete this grid in your writing book.

Country	Face Value	Type of picture

1)



2)



3)



4)



5)



6)





## Activity 6.15

### Vocabulary



Read the text 'Philately' and match A with B. Write in your writing book.

A	B
1. philately	a) famous
2. popular	b) unit of value
3. reformer	c) an idea / principle
4. concept	d) praised
5. perforations	e) product that has not existed before
6. credited	f) series of small holes
7. invention	g) a person who works to achieve social change
8. denomination change	h) collecting stamps

Collecting stamps is a popular hobby among children. One way of obtaining stamps is by exchanging extras with other collectors.

You can use a stamp album for mounting the stamps. When arranging album pages, leave room for "Writing up" to provide a brief description of the stamps.

Stamp Bulletins are a very useful and interesting source of information for the stamp collector. These bulletins are published by the authorities for the issue of stamps in each country. In Sri Lanka, the Bulletin is released by the philatelic Bureau with every new issue.



It is a good idea to form a stamp club to increase your knowledge. If you do philately as your hobby, you will gain knowledge and enjoyment.

## Activity 6.16 (Group Work)

### Reading / Writing



- Read the text and write a few instructions that you would give to a friend who is a beginner in stamp collecting.
- Why do you think stamp collecting is useful for a student?
- Imagine you are going to form a stamp club in your school. Discuss in your group and write your plans for forming the stamp club.



## Fun Park

### Reading



My name is Anupa. Thirty six of us went to a fun park with our parents and teachers. We had a lot of fun. My parents went in the bumper boats as my sister was not confident to go by herself. The bigger boys went in speed boats. It was a nice experience.



We next went to the water area as it was just 11.00 a.m. That is when they open that area. There were many water rides and they were exciting. My father did not allow me to go on all of them, but we all got into the kiddies pool and had high fun. The slides had water on them and it was real fun sliding down them. My sister liked it best.



The swing around was like a merry go round that came to our village three years ago. But it was more colourful and interesting.

We spent the whole day at the fun park. It was very nice. I was sorry that we had to go home. My father promised to take me there again if I get good marks for the term test.

## Activity 6.17

### ■ Reading / Writing



Read the text and write the answers in your writing book.

- a.
- 1) Where did Anupa go?
  - 2) With whom did she go there?
  - 3) What did Anupa do while her parents went in the bumper boats?
  - 4) Who preferred going in the bumper boats?
  - 5) Who went in speed boats?
- b.
- 6) Copy the sentences which describe a water ride.

## Activity 6.18

### ■ Writing



a) Write 5 sentences about a game you would like to play.

- Draw the pitch / court.
- The sports equipment you need to play the game.
- The number of players.
- The rules.

Write a set of instructions in your writing book on how to play your favourite game.

**begin :** Select the number of players you need.

b)

**Match A with B.**

**A**

See - Saw  
Mat - Slide  
Swing  
Climbing frame  
Tree - house  
Tunnel

**B**

Push  
Climb Up - Climb down  
Climb very high  
Creep  
Go up and down  
Come sliding down

Now write a short description of a visit to a park.

**eg.** There was an iron frame with seats fixed. Children sat on the seats. The adults pushed the iron frame round. The little ones enjoyed themselves.



## Activity 6.19

### Reading / Writing



Select the correct meaning of the phrases and write them in your writing book.

- a. looking longingly:  
i) Looked for a long time  
ii) looked with great desire  
iii) looked from a long distance
- b. at the top of their voices:  
i) over their voices  
ii) their voices were very nice  
iii) as loud as they could shout
- c. sorry to leave:  
i) apologized before leaving  
ii) regretted leaving  
iii) sad that he had come there
- d. gained speed:  
i) increased speed  
ii) was going at the same speed  
iii) reduced speed.



### Grammar

### Conditional - Type One

We use a conditional clause (if clause) to talk about a possible situation / occurrence. Study this sentence taken from the text. "If you do philately as your hobby, you will gain knowledge and enjoyment".

If clause

Main clause

If you do philately as your hobby,

you will gain knowledge and enjoyment.



(Present Tense)



(Future Tense)

- 'If' can be used at the beginning of a sentence or in the middle of a sentence. ( at the initial position or mid position)

e.g. If you do philately as your hobby, you will gain knowledge and enjoyment.  
You will gain knowledge and enjoyment if you do philately as your hobby.

- ♦ If you go out, in the rain, you will get wet.
- ♦ If Mahesh brings his camera, we can take photographs of the variety entertainment.



## Activity 6.20

Match the 'if clauses' with the 'main clauses' and make meaningful sentences. Write them in your writing book.

### If clauses

- 1) If Dimutu wishes to be a member of the philatelic club
- 2) If your sister likes sewing
- 3) If you become a member of the cookery club today itself
- 4) If Sita has an extra pen
- 5) If you go to the fun park

### Main clauses

- a) you can see a demonstration lesson on making a mixed fruit jam.
- b) she will give it to you.
- c) he can exchange stamps with other members.
- d) you can go on a boat-ride.
- e) she can join our embroidery club.

## Activity 6.21

Match the 'if clause' with the 'main clause' and write meaningful sentences in your writing book.

### Main clause

1. Will you go to the party
2. I will go to the party
3. I will not go to the party
4. Will you not go to the party

### If clause

- a) if they invite me
- b) if they do not invite me
- c) if they invite you?
- d) if they do not invite you?

I will = I'll

I will not = I won't

Will you not = Won't you

They do not = They don't

## Activity 6.22 (Pair Work)

### ■ Speaking / Writing

(a) Read the following sentences / questions.

I like cooking.

Do you like cooking?

Yes. I like cooking / No. I don't like cooking.

**What do you think about these things?**

basketball

watching T.V.

photography

sewing

computer games

motor racing

classical music

gardening

**Now write sentences beginning:**

I like .....

I don't like .....

**Ask your partner; and write his / her answers.**

Do you like .....?

Yes, I like ..... / No, I don't like .....

(b) Read the following sentences which are similar in meaning to those in (a).

**I'm interested** in cooking.

**Are you interested** in cooking?

**I'm not interested** in cooking.

**Now write five sentences as in the example using the table given.**

**Practise them with your partner.**



## ■ Reading



Home  
20<sup>th</sup>, Sunday

Dear Children.

I am writing this letter to tell you how much I appreciated your visit. I think it was a wonderful idea - to visit the former teachers of your school .

You cannot imagine what pleasure it gave me. I live alone now after the death of my husband. He was the Principal of your school for fifteen years. Last week I had the fourth alms giving for him. He will bless you from wherever he is for your thoughtfulness. When he was living, whenever he had some leisure he would pull out the album, and look at the old photographs.

I think I must give you the album, because it will be more meaningful for you. You can keep it in the library, among the memorabilia of the school. It has a record of events from the time the school became a Maha Vidyalaya. There will be pictures of your parents, and sometimes even grandparents. You will yourselves have lots of fun recognizing them in their shorts !

Do you know that Reverend Dharma Vihari Thero of the Purana Vihara was also on your staff? I invited him for my husband's almsgiving. He was talking of old times. He too is very feeble. In addition he is now a diabetic patient. In fact I bought a month's medicines as the *pirikara*. I manage myself quite well. Thankfully I have my pension as well as Mr. Fernando's.

So, then thank you once again for the visit. I think some of you who have done Macbeth would remember what Macbeth says about the pleasures of old age. -troops of friends. You really made me feel happy, I was happy to see you, happy to know that you thought of me, and chatting with you about the school made me happy too. That is why as soon as you went away I pulled out the album; I hadn't looked at it for a long time.

With best wishes,

Yours sincerely,  
Mrs W. D. Fernando.

## Activity 6.23

### ■ Reading / Writing



- a.
  1. Why would you say this is an informal letter?
  2. Give two reasons as to why this letter is written
  3. Why did the children visit the writer?
  4. Which sentence says that her husband was a past Principal of that school?
  5. What was one of the benefits shared by Mr. and Mrs. Fernando?
  6. What does Mrs. Fernando want to do with the album? Why does she want to do so?
  7. Why do you think the students would like to see the album?
  8. What are the things that made Mrs. Fernando happy?
- b. What kind of a person is Mrs. Fernando?

## Activity 6.24 (Pair Work)

### ■ Speaking

How will you ask permission from your principal to visit Rev. Dahmma Vihari Thero?

## Activity 6.25

### ■ Writing

Write a letter to Rev. Dahma Vihari Thero.

Tell the Thero how you got information about him.

Ask the Thero for a day and time to visit him.

Explain how you visit your past teachers as part of your school activities.

## Activity 6.26

### ■ Speaking / Writing



Read Mrs. Fernando's letter again and write out a short speech to be delivered at your morning assembly.

### Mention-

- How you visited Mrs. Fernando as a part of your activities
- Explain what she said and did.
- Mention her letter and the album
- Speak about how pleasure can be given by little acts of kindness
- Explain how your act did not cost money but brought a lot of happiness



## Activity 6.27

### ■ Writing

Write a 100 word report to be published in the newspapers about your visit to a former school teacher.

- Give the name of your school
- The name of your principal
- The teacher's name
- Any other relevant information

### Enrichment

Read the song carefully.

**If you're lonely.....**

If you're tired and lonely  
I'll come to you  
If you need someone you can talk to  
I'll be there for you

If your friends desert you  
I'll be by your side  
If you need a place to go  
My door is open wide

If you're feeling cold  
I'll build a fire  
If you're feeling sad and low  
I'll take you higher

(In this song, the singer promises to help a friend if he/she has / have problems.)



Now answer the following questions in your writing book.

1. What are the problems mentioned in this song?
2. How is the singer trying to help the friend?
3. Is the singer a true friend? Why do you say so?
4. Do you like this song? Why?





Unit 06 P.B	W.B	Competency levels related to the grade
		1.3 Pronounces English words properly
		1.4 Constructs English sentences orally minimizing the problems in articulation
		2.4 Uses commas with understanding
		3.5 Listens to and transfers information to other forms
6.7		4.4 Uses English words in their proper contexts
		4.5 Uses the dictionary and encyclopedia effectively
6.4 6.6		4.6 Uses contextual / visual clues to derive the meaning of words
6.1 6.5 6.6 6.7 6.8 6.12 6.13	6.f	5.4 Transfers information into other forms
6.3 6.6		5.5 Extracts the general ideas of a text
	6.h	6.2 Analyzes the grammatical relations within a sentence
6.19 6.20	6.d	6.6 Constructs complex sentences through the process of subordination
6.21	6.h	6.7 Uses simple, compound, complex sentences in appropriate context
		7.5 Writes short poems / stories on his / her own
6.5 6.6 6.26		7.6 Writes letters, brief notes, instructions and reports
6.9		8.9 Gives and asks for information appropriately
		8.10 Accepts, refutes and expresses disagreement properly
		8.11 Makes suggestions and responds to them







අපි වෙමු එක මවකගෙ දරුවෝ  
එක නිවසෙහි වෙසෙන  
එක පාටැති එක රුධිරය වේ  
අප කය තුළ දවන

එබැවින් අපි වෙමු සොයුරු සොයුරියෝ  
එක ලෙස එහි වැඩෙන  
පීචත් වන අප මෙම නිවසේ  
සොඳින සිටිය යුතු වේ

සැමට ම මෙන් කරුණා ගුණෙනි  
වෙළි සමගි දමිනි  
රන් මිණි මුතු නො ව එය ම ය සැපතා  
කිසි කල නොම දිරනා

ආනන්ද සමරකෝන්

***This book is a gift from the Government to the young generation of our country. Please use it carefully so that it could be passed on to your brothers and sisters in the coming years.***

Name of the school

<b>Year</b>	<b>Name of the student who is using the book</b>	<b>Class</b>	<b>Signature of the class teacher</b>
<b>2013</b>			
<b>2014</b>			
<b>2015</b>			

